


I. GENERAL VIEW



ESPERO

III. COLOR CODE TABLE

When ordering the color parts, the color code should be quoted.

95 1/2 MODEL

EXTERIOR COLOR		INTERIOR COLOR
CODE	DESCRIPTION	
10L	CASABLANCA WHITE (S)	GREY
22L	MARINE BLUE (M)	GREY
41L	NEO GREEN (ME)	GREY
48L	CANTERBURY GREEN (ME)	GREY
53L	JAMAICA YELLOW (L)	GREY
64L	GOLDEN BEIGE (M)	GREY
73L	SUPER RED (S)	GREY
74L	DARK RED (M)	GREY
77L	RUBY RED (M)	GREY
85L	PHANTOM GREY (M)	GREY
91L	SILVER STONE (ME)	GREY

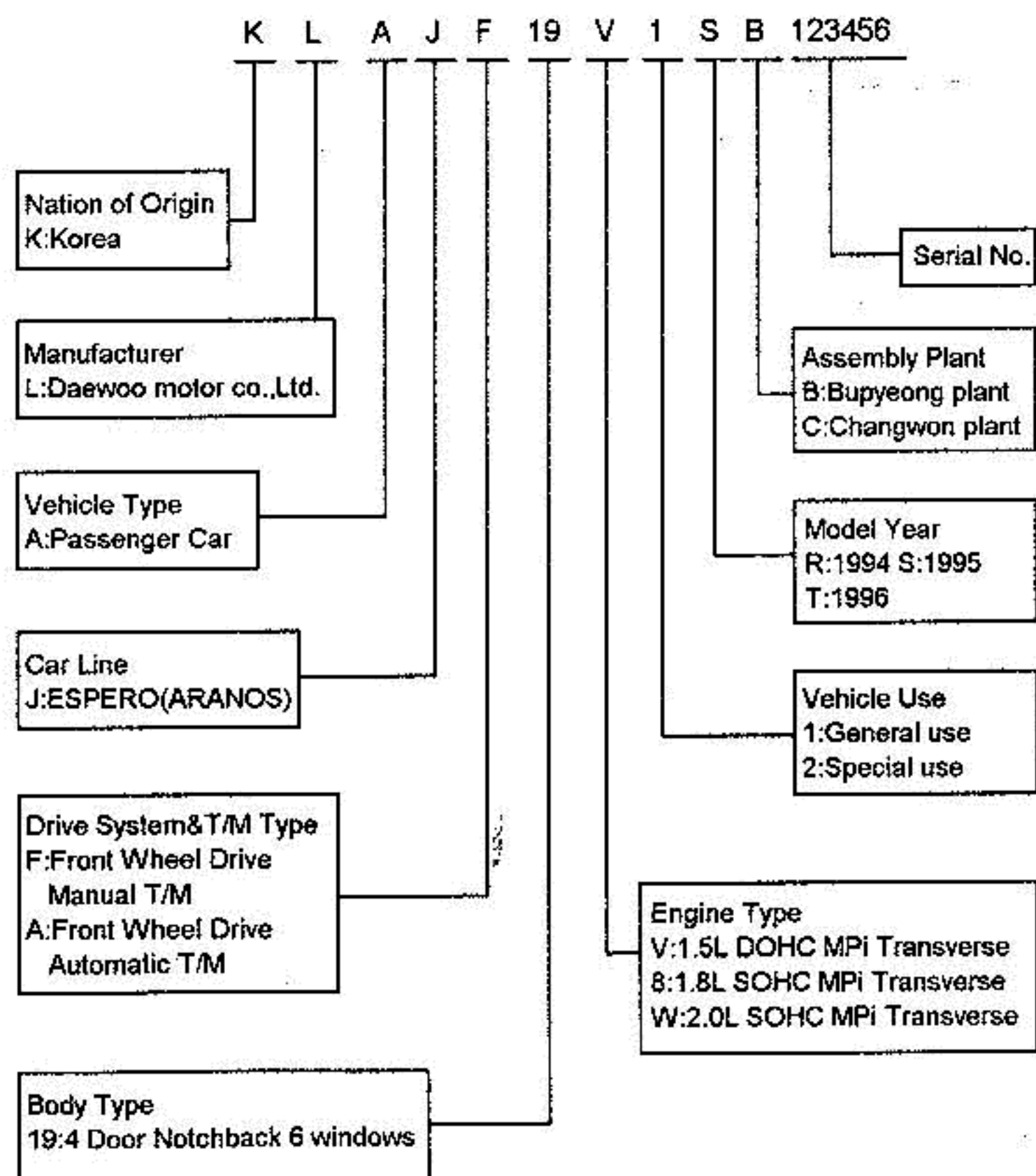
- (S) : SOLID
- (L) : LOWER
- (M) : MICA
- (ME) : METALLIC

96 MODEL or 96 1/2 MODEL

EXTERIOR COLOR		INTERIOR COLOR
CODE	DESCRIPTION	
10L	CASABLANCA WHITE (S)	GREY
22L	MARINE BLUE (M)	GREY
41L	NEO GREEN (ME)	GREY
48L	CANTERBURY GREEN (ME)	GREY
52U	HIGHWAY YELLOW (S)	GREY
72U	ORANGE RED (M)	GREY
77L	RUBY RED (M)	GREY
84U	MAUVE GREY (M)	GREY
91L	SILVER STONE (ME)	GREY
92L	CASHMERE BEIGE (M)	GREY


- (S) : SOLID
- (L) : LOWER
- (M) : MICA
- (ME) : METALLIC

V. CONSTRUCTION OF VEHICLE IDENTIFICATION NUMBER



LOCATION OF VEHICLE IDENTIFICATION NUMBER

DAEWOO MOTOR CO., LTD	
VIN	APPROVAL NO.
K L A J F 19 V 1 S B 123456	
CROSS VEHICLE WEIGHT	kg
CROSS COMBINATION VEHICLE WEIGHT	kg
MAXIMUM PERMISSIBLE AXLE FRONT	kg
MAXIMUM PERMISSIBLE AXLE REAR	kg



II. MODEL COVERED & OPTION

1. MODEL

BODY	T/A	LEVEL
4	M or A	I, II, III, IV

■ BODY TYPE

- 4 : 4 Door

■ T/A(TRANSAXLE)TYPE

- M : Manual T/A
 - A : Automatic T/A (4-SPD)
 - : Common

■ LEVEL(TRIM LEVEL)

- I : GL
 - II : GLX
 - III : CD18
 - IV : CD20
 - : Not applied

NOTE : Please be sure to read "the EXPLANATION OF CATALOG COMPOSITION"
 to find out the details on "the LEVEL COLUMN"

2. OPTION

CODE	DESCRIPTION	TRIM LEVEL			
		I	II	III	IV
AJ3	AIR BAG, DRIVER SIDE	-	O	O	O
C59	UNCOMPLETED AIR CONDITIONER	O	O	O	O
C60	AIR CONDITIONER	O	O	O	O
CB1	SUNROOF, SUNSHADE	O	O	O	O
CF5	SUNROOF, POWER	O	O	O	O
JL9	ANTI LOCK BRAKE SYSTEM	-	O	O	O
N33	TILTABLE STEERING COLUMN	-	O	B	B
N40	POWER STEERING	O	O	B	B
N46	4-SPOKE STEERING WHEEL	-	O	O	O
ML4	4 SPEED AUTOMATIC T/A	O	O	O	O
PZ4	ALLOY WHEEL	-	-	O	O
UN8	BLANK COVER-RADIO	O	O	O	O
UP5	TAPE PLAYER	-	-	O	O
W8V	CD PLAYER	-	-	O	O

- O : OPTION

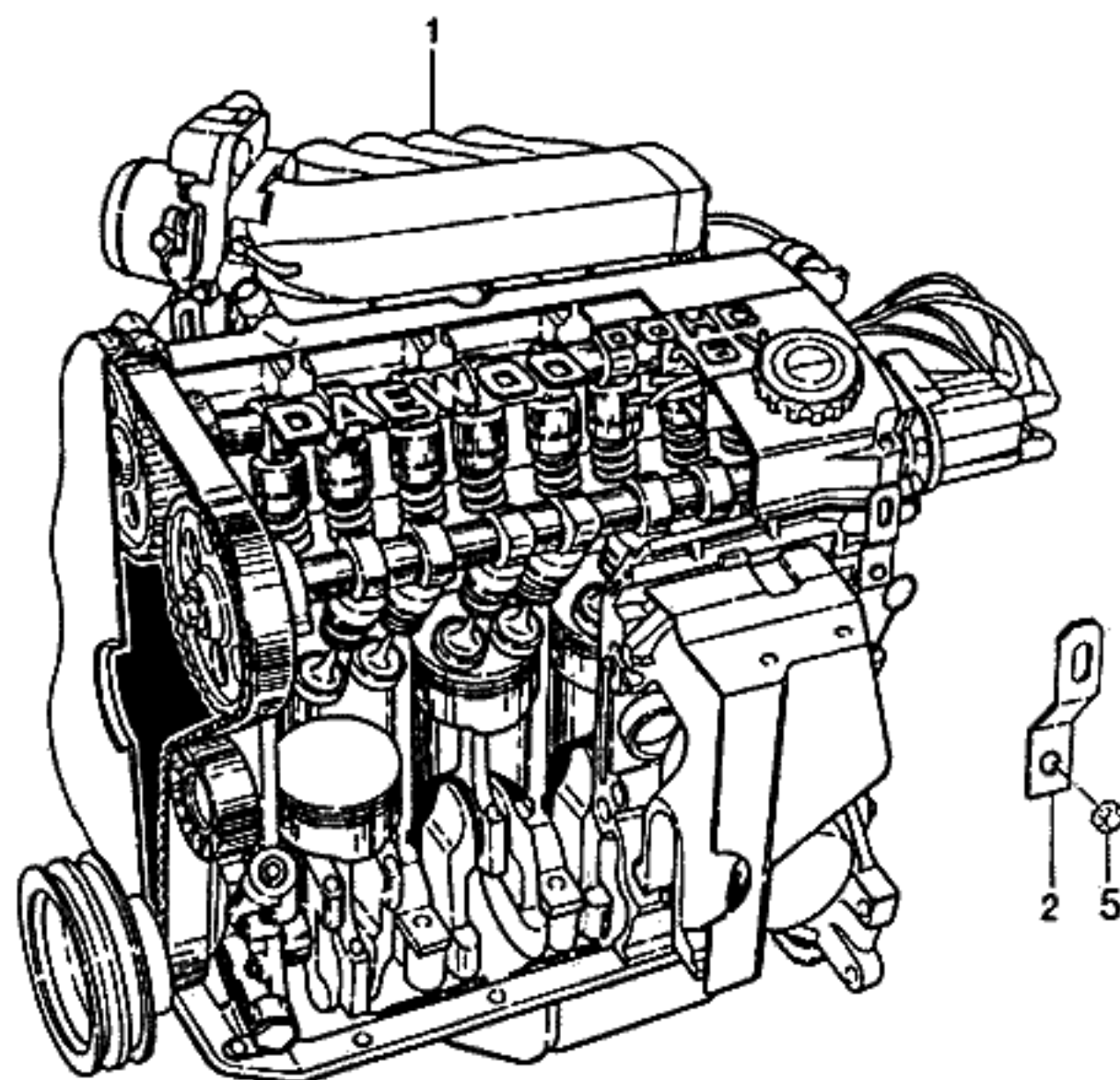
- B : BASE

1**ENGINE**

1110	ENGINE UNIT(SOHC)	1650	RADIATOR HOSE&PIPE(SOHC)
1111	ENGINE UNIT(DOHC)	1651	RADIATOR HOSE&PIPE(DOHC)
1120	SHORT ENGINE	1680	THERMOSTAT(SOHC)
1130	BELT SYSTEM	1681	THERMOSTAT(DOHC)
1140	REPAIR KIT(SOHC)	1690	OIL COOLER PIPE(A/T)
1141	REPAIR KIT(DOHC)	1710	IGNITION CABLE(SOHC)
1210	ENGINE BLOCK	1711	IGNITION CABLE(DOHC)
1220	CRANKSHAFT&PISTON	1740	ALTERNATOR UNIT(12V,85A)
1230	OIL PAN&PUMP	1741	ALTERNATOR UNIT(12V,95A)
1240	ENGINE OIL VENTILATION	1750	ALTERNATOR MOUNT(SOHC)
1310	CYLINDER HEAD(SOHC)	1751	ALTERNATOR MOUNT(DOHC)
1311	CYLINDER HEAD(DOHC)	1760	STARTER(0.8KW)
1320	CAM SUPPORT&SHAFT(SOHC)	1761	STARTER(1.4KW)
1321	CAM SUPPORT&SHAFT(DOHC)	1910	ENGINE MOUNT
1330	TIMING COVER(SOHC)		
1331	TIMING COVER(DOHC)		
1610	RADIATOR		
1630	COOLING FAN		

1**ENGINE**

- | | | | |
|------|-------------------------------------|------|-----------------------------------|
| 1111 | ENGINE UNIT(1.5DOHC) | 1332 | TIMING COVER(1.8/2.0SOHC) |
| 1112 | ENGINE UNIT(1.8/2.0SOHC) | 1610 | RADIATOR |
| 1121 | SHORT ENGINE(1.5DOHC) | 1630 | COOLING FAN |
| 1122 | SHORT ENGINE(1.8/2.0SOHC) | 1651 | RADIATOR HOSE & PIPE(1.5DOHC) |
| 1130 | BELT DRIVE SYSTEM | 1652 | RADIATOR HOSE & PIPE(1.8/2.0DOHC) |
| 1141 | REPAIR KIT(1.5DOHC) | 1681 | THERMOSTAT(1.5DOHC) |
| 1142 | REPAIR KIT(1.8/2.0SOHC) | 1682 | THERMOSTAT(1.8/2.0SOHC) |
| 1211 | ENGINE BLOCK(1.5DOHC) | 1692 | OIL COOLING PIPE(4SPD AT) |
| 1212 | ENGINE BLOCK(1.8/2.0SOHC) | 1711 | IGNITION CABLE(1.5DOHC) |
| 1221 | CRANKSHAFT & PISTON(1.5DOHC) | 1712 | IGNITION CABLE(1.8/2.0SOHC) |
| 1222 | CRANKSHAFT & PISTON(1.8/2.0SOHC) | 1720 | IGNITION DISTRIBUTOR |
| 1231 | OIL PAN & PUMP(1.5DOHC) | 1740 | ALTERNATOR(EXTERNAL FAN TYPE) |
| 1232 | OIL PAN & PUMP(1.8/2.0SOHC) | 1741 | ALTERNATOR(INTERNAL FAN TYPE) |
| 1241 | ENGINE OIL VENTILATION(1.5DOHC) | 1751 | ALTERNATOR MOUNT(1.5DOHC) |
| 1242 | ENGINE OIL VENTILATION(1.8/2.0SOHC) | 1752 | ALTERNATOR MOUNT(1.8/2.0SOHC) |
| 1311 | CYLINDER HEAD(1.5DOHC) | 1760 | STARTER |
| 1312 | CYLINDER HEAD(1.8/2.0SOHC) | 1910 | ENGINE MOUNT |
| 1321 | CAM SUPPORT & SHAFT(1.5DOHC) | | |
| 1322 | CAM SUPPORT & SHAFT(1.8/2.0SOHC) | | |
| 1331 | TIMING COVER(1.5DOHC) | | |



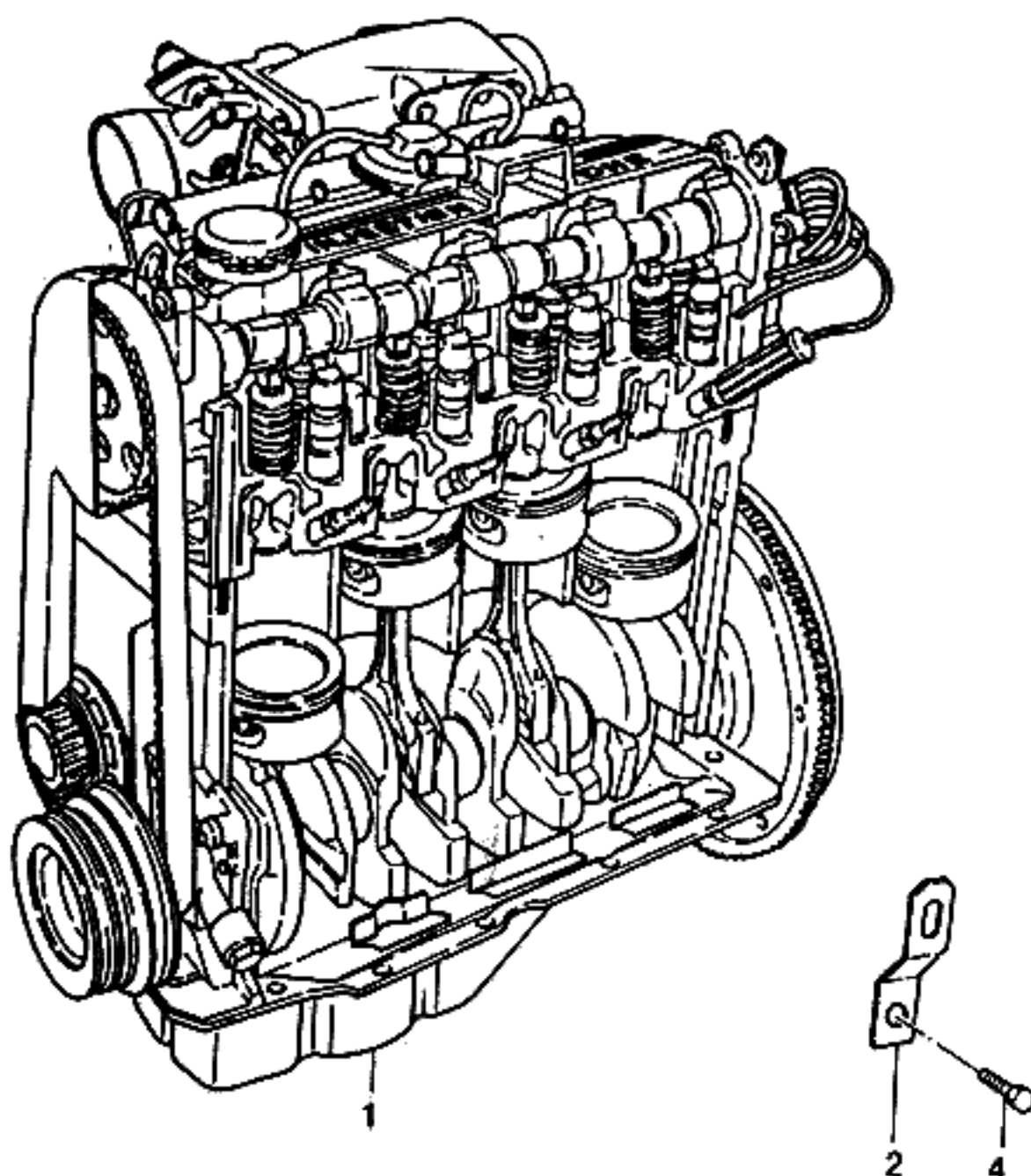
KEY NO.		PART NAME										
I T C	PART NO.	MODEL				OPTION	L / R	Q T Y	EFFECTIVE DATE		REMARKS	P / C O D E
		B D Y	T / A	LEVEL					FROM	TO		
				I	II							
	[01]	(E)ENGINE A (D)MOTOR						(F)MOTEUR (S)MOTOR				
	96183533	4	M	O	O	- -	&AC&N51-EEC	1	950101			3A
Y	96183548	4	M	O	O	- -	&AC&N51-EEC	1	950101			2A
	96183535	4	M	S	S	- -	&N51-AC/EEC	1	950101			3B
Y	96183549	4	M	S	S	- -	&N51-AC/EEC	1	950101	950625		2B
O	96183548	4	M	O	O	- -	&AC&N51-EEC	1	950625			2A
	96183532	4	M	O	O	- -	&AC&N40-EEC	1	950101			3C
Y	96183550	4	M	O	O	- -	&AC&N40-EEC	1	950101			2C
	96183534	4	M	O	O	- -	&N40-AC/EEC	1	950101			3D
Y	96183551	4	M	O	O	- -	&N40-AC/EEC	1	950101	950625		2D
O	96183550	4	M	O	O	- -	&AC&N40-EEC	1	950625			2C
	96183537	4	A	O	O	- -	&AC&N51-EEC	1	950101			3E
Y	96183552	4	A	O	O	- -	&AC&N51-EEC	1	950101			2E
	96183539	4	A	O	O	- -	&N51-AC/EEC	1	950101			3F
Y	96183553	4	A	O	O	- -	&N51-AC/EEC	1	950101	950625		2F
O	96183552	4	A	O	O	- -	&AC&N51-EEC	1	950625			2E
	96183536	4	A	O	O	- -	&AC&N40-EEC	1	950101			3G
Y	96183554	4	A	O	O	- -	&AC&N40-EEC	1	950101			2G
	96183538	4	A	O	O	- -	&N40-AC/EEC	1	950101			3H
Y	96183555	4	A	O	O	- -	&N40-AC/EEC	1	950101	950625		2H
O	96183554	4	A	O	O	- -	&AC&N40-EEC	1	950625			2G
	96183542	4	M	A	A	- -	&EEC&AC&N40	1				4C
	96183540	4	M	A	A	- -	&EEC&AC&N51	1				4A
	96183543	4	M	A	A	- -	&EEC&N40-AC	1	950625			4D
O	96183542	4	M	A	A	- -	&EEC&AC&N40	1	950625			4C
	96183541	4	M	A	A	- -	&EEC&N51-AC	1	950625			4B
O	96183540	4	M	A	A	- -	&EEC&AC&N51	1	950625			4A
	96183546	4	A	A	A	- -	&EEC&AC&N40	1				4G
	96183544	4	A	A	A	- -	&EEC&N51&AC	1				4E
	96183547	4	A	A	A	- -	&EEC&N40-AC	1	950625			4H
O	96183546	4	A	A	A	- -	&EEC&AC&N40	1	950625			4G

BDY(BODY)	T/A(TRANSAXLE)	LEVEL(TRIM LEVEL)
4 : 4 DOOR	M : MANUAL T/A A : AUTOMATIC T/A	I : GL II : GLX III : CD18 IV : CD20



KEY NO.		PART NAME												
I T C	PART NO.	M O D E L				O P T I O N	L / R	Q T Y	E F F E C T I V E D A T E		R E M A R K S	P / C O D E		
		B D Y	T / A	L E V E L					F R O M	T O				
				I	II								III	IV
	96183545	4	A	A	A	-	-	&EEC&N51-AC	1	950625		4F		
O	96183544	4	A	A	A	-	-	&EEC&AC&N51	1	950625		4E		
	[02]	(E)SHACKLE-ENGINE TRANSPORT (D)HALTER,MOTOR TRANSPORT						(F)BRIDES-TRANSPORT (S)GRILLETE-TRANSPORTE						
	5094021004	4		S	S	-	-		1					
	[03]	(E)SHACKLE-ENGINE TRANSPORT (D)HALTER,MOTOR TRANSPORT						(F)BRIDES-TRANSPORT (S)GRILLETE-TRANSPORTE						
	96130851	4		S	S	-	-		1					
	[04]	(E)SCREW (D)SCHRAUBE						(F)VIS (S)TORNILLO						
	11048288	4		S	S	-	-		1		MBx16Z3			
	[05]	(E)NUT (D)MUTTER						(F)ECROU (S)TUERCA						
	11082413	4		S	S	-	-		1		MB			

BDY(BODY)	T/A(TRANSAXLE)	LEVEL(TRIM LEVEL)
4 : 4 DOOR	M : MANUAL T/A A : AUTOMATIC T/A	I : GL II : GLX III : CD18 IV : CD20

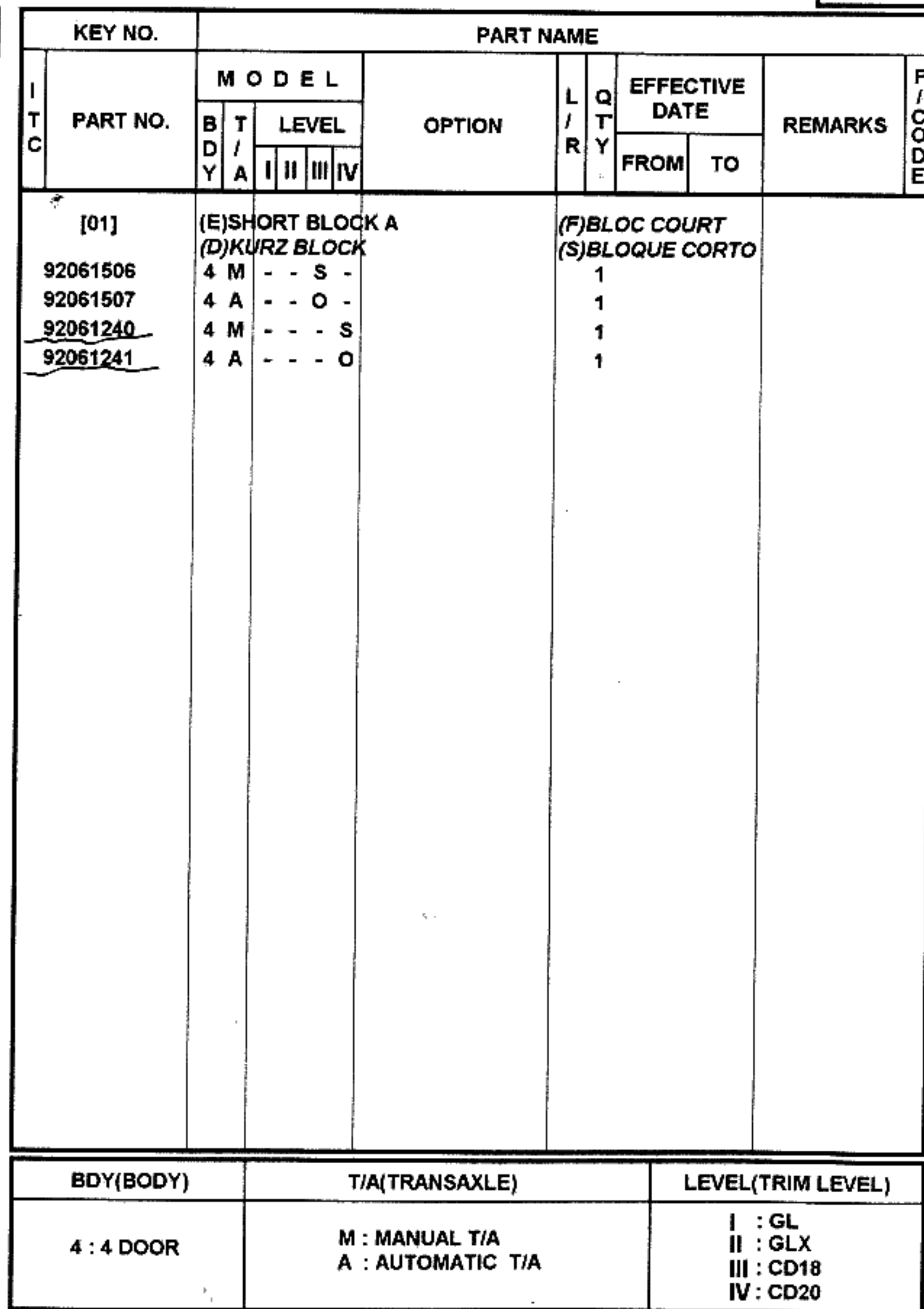


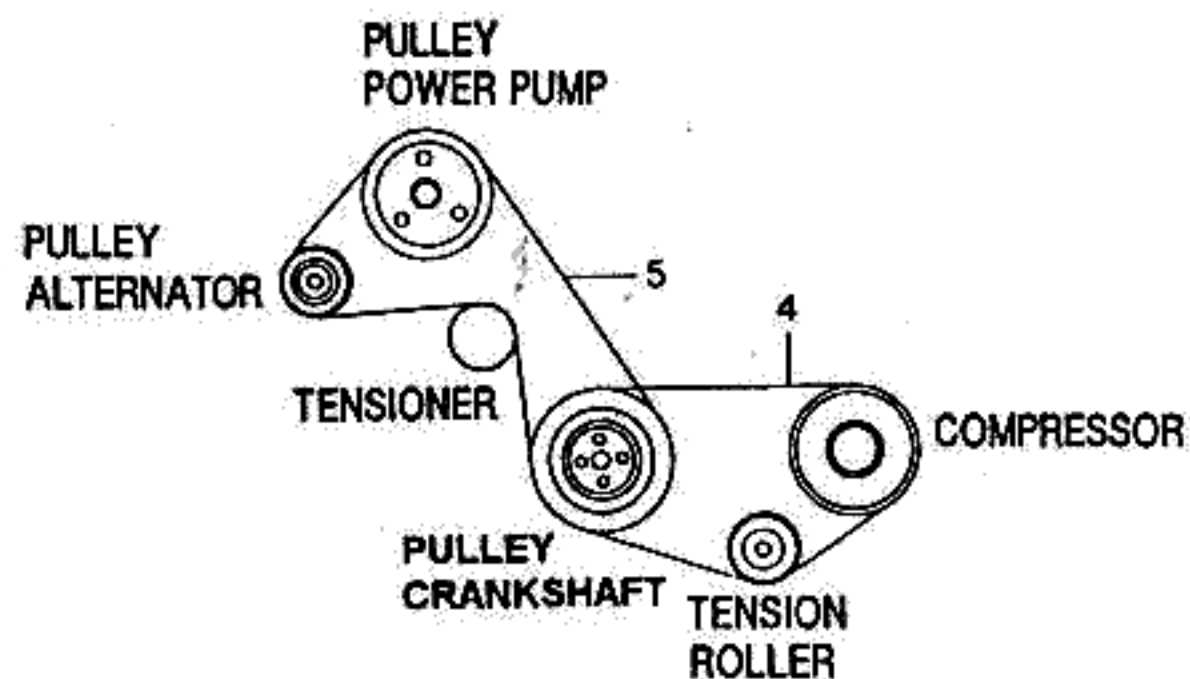
KEY NO.		PART NAME												
I T C	PART NO.	M O D E L				OPTION	L / R	Q T Y	EFFECTIVE DATE		REMARKS	P / C O D E		
		B D Y	T / A	LEVEL					FROM	TO				
				I	II								III	IV
	[01]	(E)ENGINE A						(F)MOTEUR						
		(D)MOTOR						(S)MOTOR						
	92061548	4	M	-	-	S	-		1			DN		
	92061549	4	A	-	-	O	-		1			DR		
	92060648	4	M	-	-	-	S		1			DA		
	92060649	4	A	-	-	-	O		1			DE		
	92062038	4	M	-	-	-	A &KL9		1					
	92062039	4	A	-	-	-	A &KL9		1					
	[02]	(E)BRACKET-ENGINE LIFTING,FR						(F)SUPPORT-LEVAGE DE MOTEUR						
		(D)TRÄGER,MOTORENHEBER						(S)SOPORTE-LEVANTE DE MOTOR						
	90323004	4	-	-	-	S	S		1					
	[03]	(E)BRACKET-ENGINE LIFTING						(F)SUPPORT-LEVAGE DE MOTEUR						
		(D)TRÄGER,MOTORENHEBER						(S)SOPORTE-LEVANTE DE MOTOR						
	92060024	4	-	-	-	S	S		1					
	[04]	(E)BOLT						(F)BOULON						
		(D)SCHRAUBE						(S)PERNO						
	11042402	4	-	-	-	S	S		1					
	[05]	(E)SCREW						(F)VIS						
		(D)SCHRAUBE						(S)TORNILLO						
	11041103	4	-	-	-	S	S		1		M8x18			

BDY(BODY)	T/A(TRANSAXLE)	LEVEL(TRIM LEVEL)
4 : 4 DOOR	M : MANUAL T/A A : AUTOMATIC T/A	I : GL II : GLX III : CD18 IV : CD20



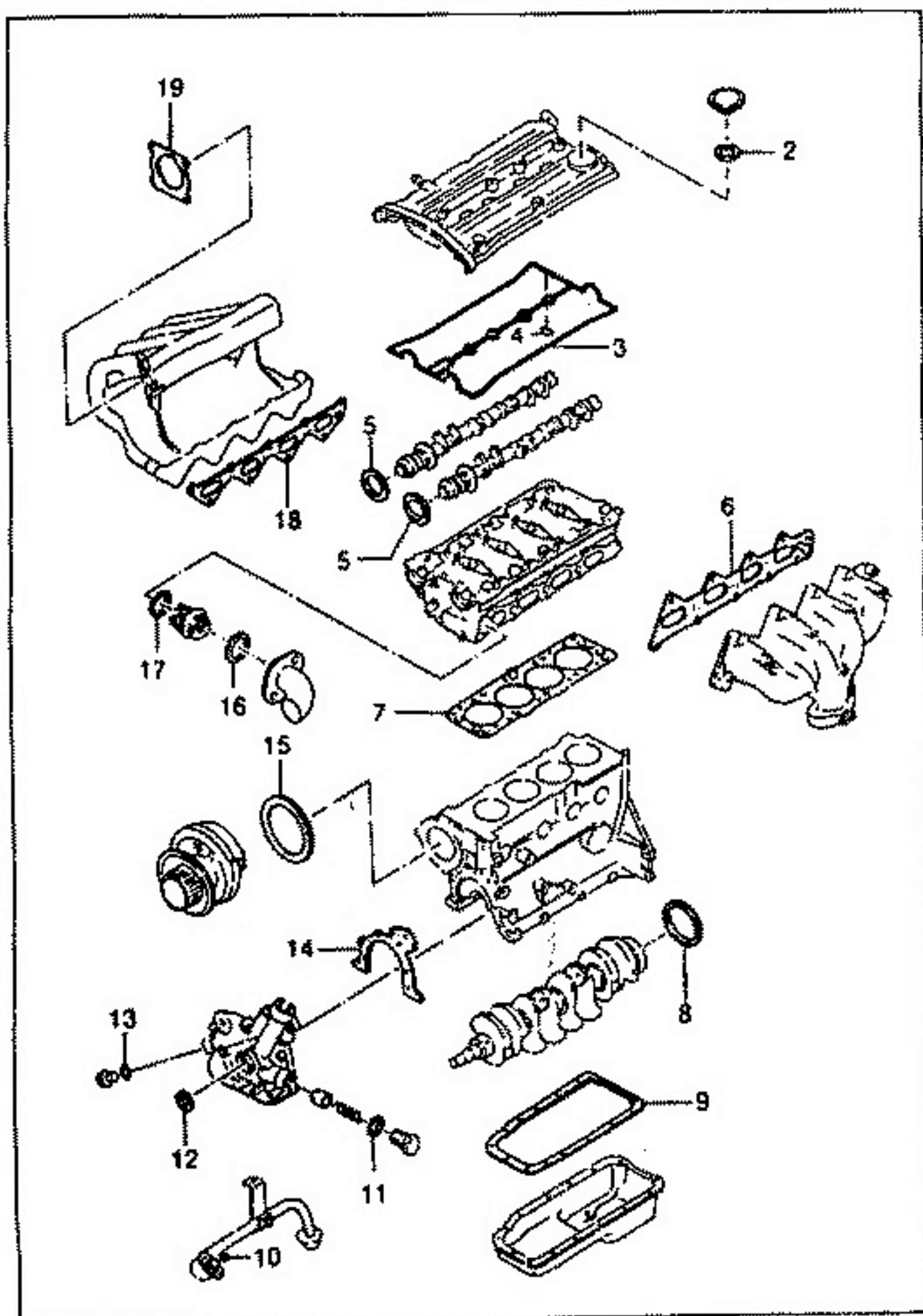
KEY NO.		PART NAME												
I T C	PART NO.	M O D E L				O P T I O N	L / R	Q T Y	E F F E C T I V E D A T E		R E M A R K S	P / C O D E		
		B D Y	T / A	L E V E L					F R O M	T O				
				I	II								III	IV
	[01] K90232239W-A	(E)SHORT BLOCK A (D)KURZ BLOCK 4		S	S	-	-		(F)BLOC COURT (S)BLOQUE CORTO 1					
BDY(BODY)		T/A(TRANSAXLE)						LEVEL(TRIM LEVEL)						
4 : 4 DOOR		M : MANUAL T/A A : AUTOMATIC T/A						I : GL II : GLX III : CD18 IV : CD20						



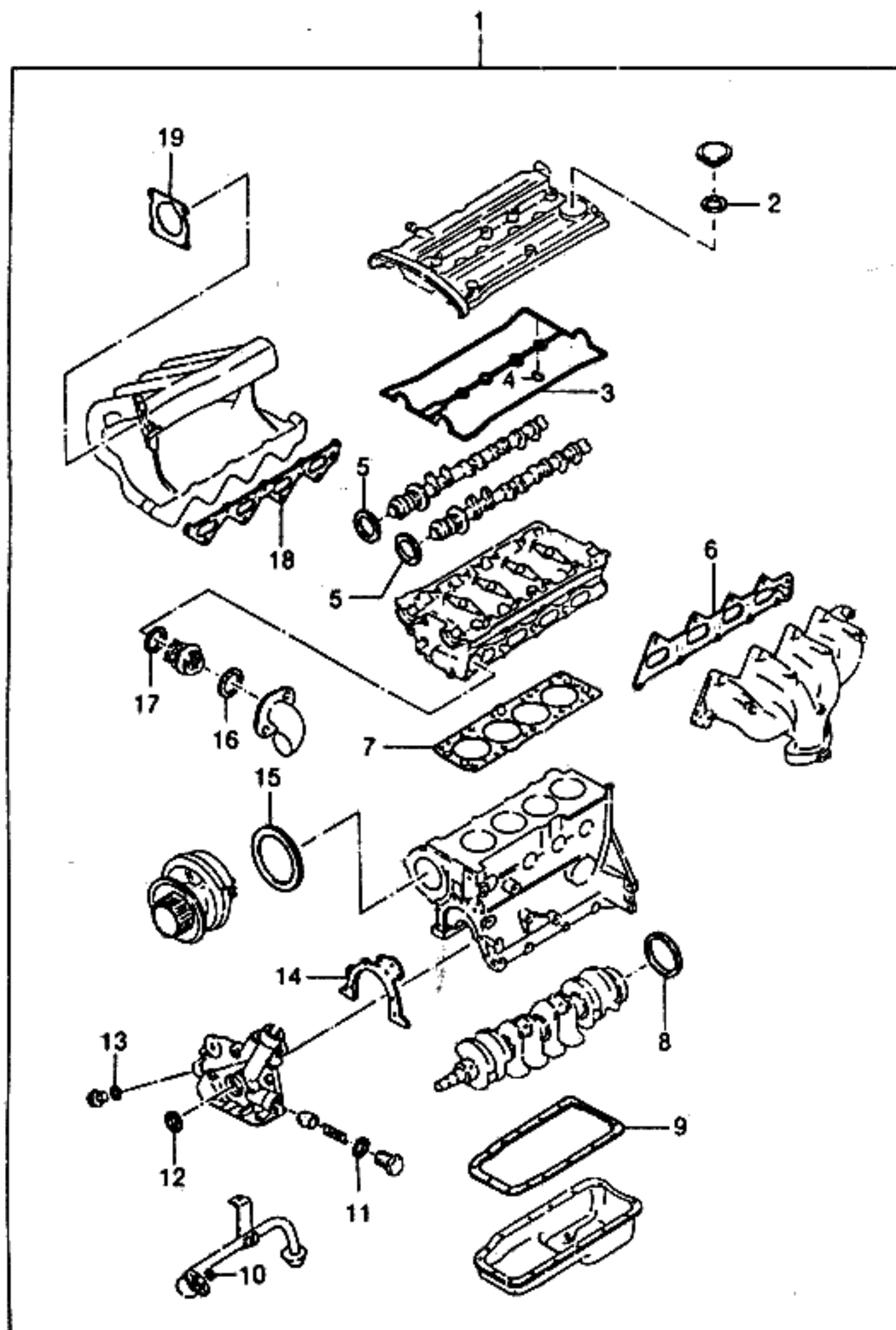


KEY NO.		PART NAME												
I T C	PART NO.	M O D E L				O P T I O N	L / R	Q T Y	E F F E C T I V E D A T E		R E M A R K S	P / C O D E		
		B D Y	T / A	L E V E L					F R O M	T O				
				I	II								III	IV
	[01] 96182007	(E)V BELT (D)V GURT 4		O O	- -	&AC			(F)COURROIE EN V (S)CORREA V 1		829mm			
	[02] 96144934	(E)V BELT RIBBED (D)V GURT 4		O O	- -	&N40			(F)COURROIE EN V (S)CORREA V 1		1008mm			
	[03] 96144932	(E)V BELT POLY (D)V GURT 4		S S	- -	&N51			(F)COURROIE EN V (S)CORREA V 1		925mm			
	[04] 96182008	(E)V BELT (D)V GURT 4		- -	O O	&AC			(F)COURROIE EN V (S)CORREA V 1	950215	862mm			
	Y S1130001	4		- -	O O	&AC			1	950215 950621	880mm			
	Y 96185000	4		- -	O O	&AC			1	950621	880mm			
	[05] (96144327)	(E)V BELT (D)V GURT 4		- -	S S				(F)COURROIE EN V (S)CORREA V 1					

BDY(BODY)	T/A(TRANSAXLE)	LEVEL(TRIM LEVEL)
4 : 4 DOOR	M : MANUAL T/A A : AUTOMATIC T/A	I : GL II : GLX III : CD18 IV : CD20

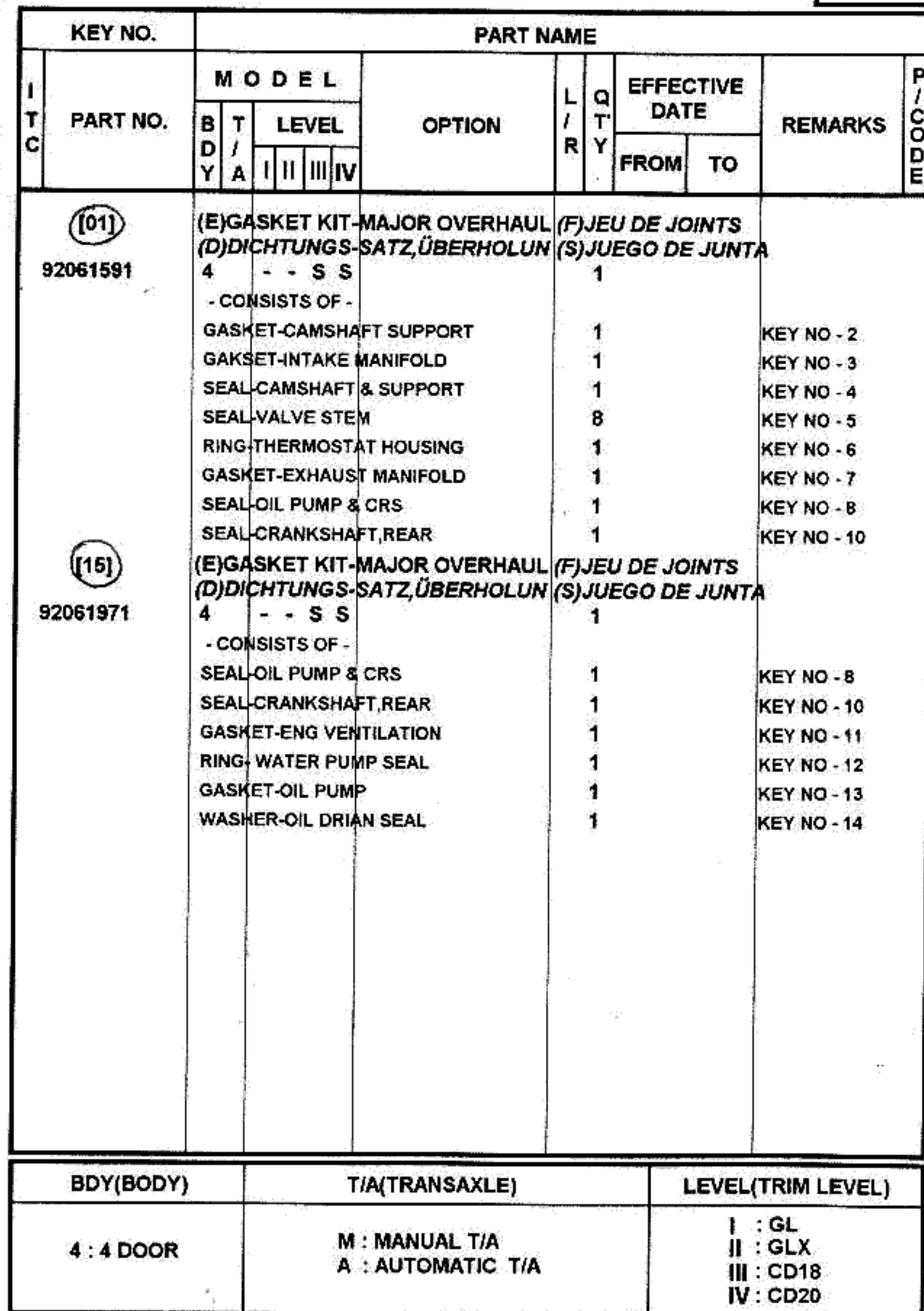


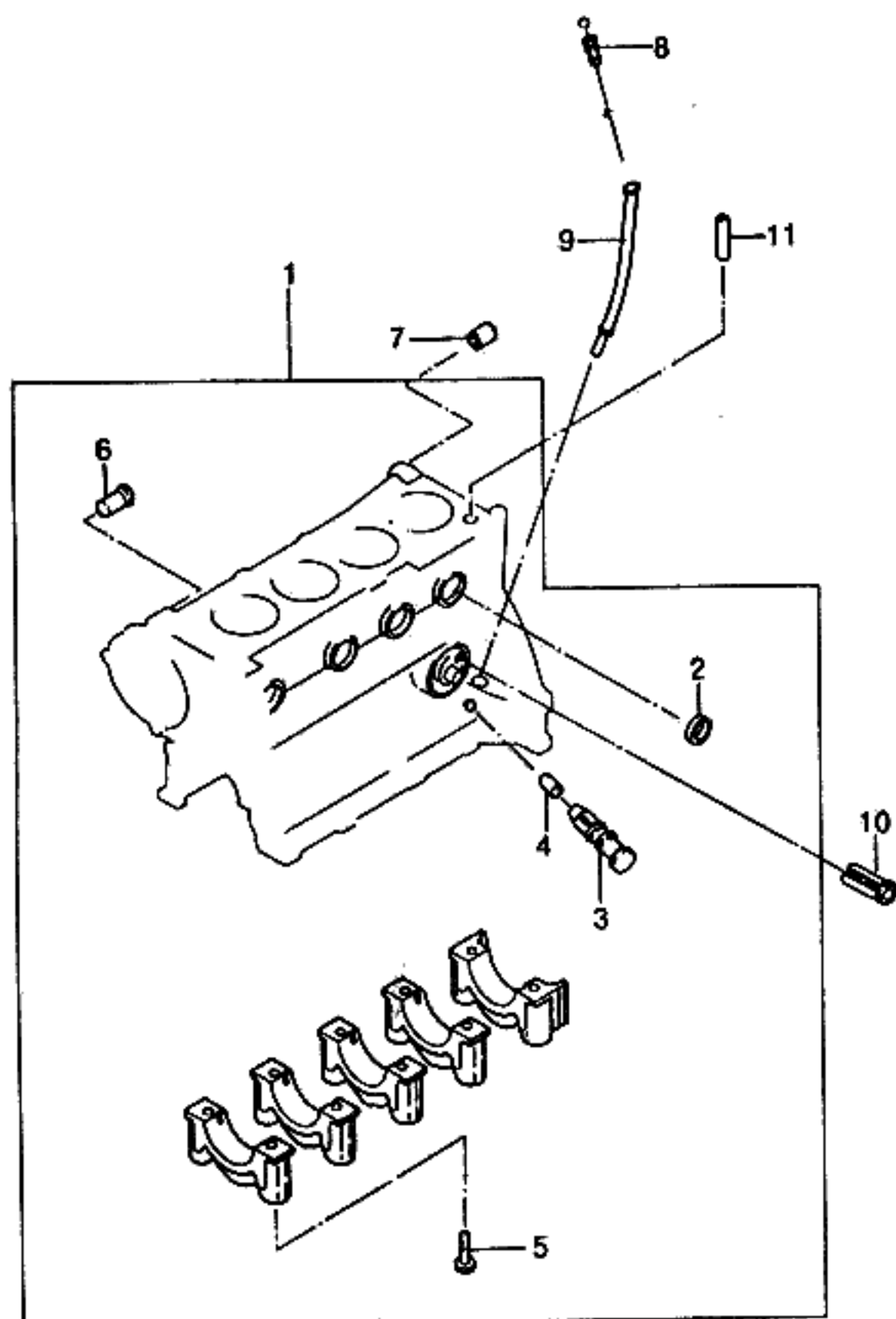
KEY NO.		PART NAME										
I T C	PART NO.	MODEL				OPTION	L / R	Q / T Y	EFFECTIVE DATE		REMARKS	P / C O D E
		B D Y	T / A	LEVEL					FROM	TO		
				I	II							
	[01]	(E)GASKET KIT-MAJOR OVERHAUL (D)DICHTUNGS-SATZ,ÜBERHOLUN	(F)JEU DE JOINTS (S)JUEGO DE JUNTA									
	SP0219	4		S	S	-	-	1	941125	ASBESTOS		
	NS1141020	4		S	S	-	-	1	941125	ASBESTOS		
	SP0249	4		A	A	-	-	1	941125	NON ASBESTOS		
	NS1141021	4		A	A	-	-	1	941125	NON ASBESTOS		
	[02]	(E)SEAL-BAYONET CAP (D)DICHTUNG,BAYONNETTE	(F)JOINT-CHAPEAU BAYONETTE (S)SELLO-TAPA DE BAYONETA									
	90231261	4		S	S	-	-	1	940929			
	O96181851	4		S	S	-	-	1	940929			
	[03]	(E)GASKET-CAMSHAFT COVER (D)DICHTUNG	(F)JOINT-CARTER (S)JUNTA									
	96144620	4		S	S	-	-	1				
	[04]	(E)SEAL (D)DICHTUNG	(F)JOINT D'ETANCHEITE (S)SELLO									
	96144621	4		S	S	-	-	1				
	[05]	(E)SEAL-CAMSHAFT,FRONT (D)DICHTUNG,NOCKENWELLE	(F)JOINT-ARBRE A CAMES,AVANT (S)SELLO-ARBOL DE LEVA									
	5094005604	4		S	S	-	-	2				
	[06]	(E)GASKET-EXHAUST MANIFOLD (D)DICHTUNG,SAMMELLEITUNG	(F)JOINT (S)JUNTA-COLECTOR DE ESCAPE									
	5094021001	4		S	S	-	-	1				
	[07]	(E)GASKET-CYLINDER HEAD (D)DICHTUNG,ZYLINDERKOPF	(F)JOINT-CULASSE CYLINDRE (S)JUNTA									
	96083324	4		S	S	-	-	1		ASBESTOS		
	96181218	4		A	A	-	-	1		NON ASBESTOS		
	[08]	(E)RING-SHAFT SEAL (D)RING,STAB DICHTUNG	(F)ANNEAU-JOINT D'ARBRE (S)ANILLO-BROCHE DE EJE									
	96101489	4		S	S	-	-	1		80x95x10		
	[09]	(E)GASKET A-OIL PAN (D)DICHTUNG,ÖL-PFANNE	(F)JOINT-CARTER D'HUILE (S)JUNTA									
	90409693	4		S	S	-	-	1				
	[10]	(E)RING-SEAL (D)RING,DICHTUNG	(F)ANNEAU-JOINT (S)ANILLO-SELLO									
BDY(BODY)		T/A(TRANSAXLE)							LEVEL(TRIM LEVEL)			
4 : 4 DOOR		M : MANUAL T/A A : AUTOMATIC T/A							I : GL II : GLX III : CD18 IV : CD20			



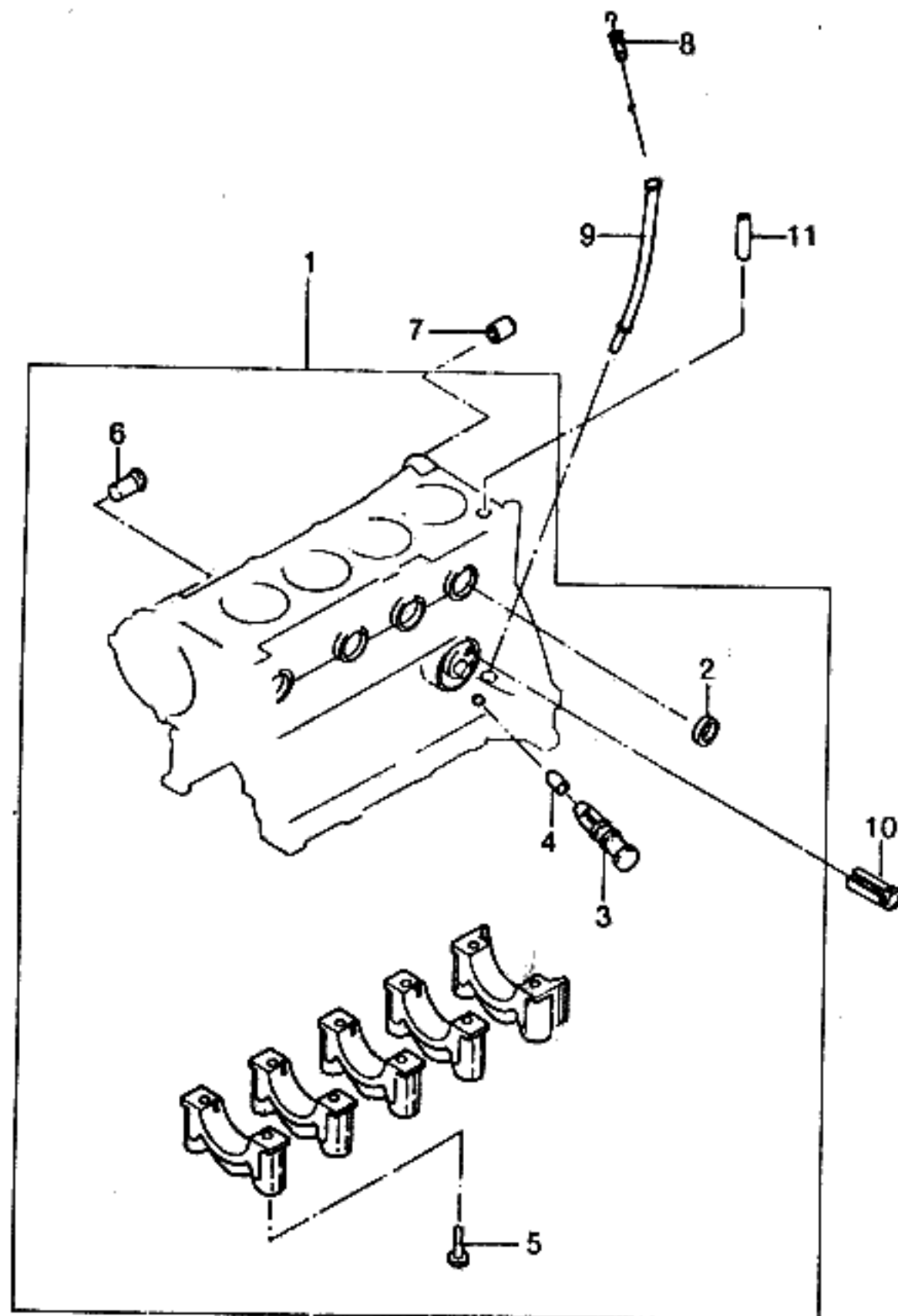
KEY NO.		PART NAME												
I T C	PART NO.	M O D E L						O P T I O N	L / R	Q T Y	E F F E C T I V E D A T E		R E M A R K S	P / C O D E
		B D Y	T / A	L E V E L							F R O M	T O		
				I	II	III	IV							
	90190637 [11]	4		S	S	-	-			1				
				(E)RING-OIL PUMP SEAL (D)RING,ÖLPUMPE DICHTUNG						(F)ANNEAU (S)ANILLO-SELLO				
	11093042 [12]	4		S	S	-	-			1				
				(E)RING-CRANKSHAFT SEAL,FRT (D)RING,KURBELWELLE						(F)ANNEAU-JOINT VILEBREQUIN (S)ANILLO-SELLO DE CIGUEÑAL				
	96101490 [13]	4		S	S	-	-			1			26x42x8	
				(E)WASHER-SEALING (D)DICHTUNGSRING						(F)RONDELLE (S)ARANDELA-SELLO				
	11023582 [14]	4		S	S	-	-			1			14x20x1.5	
				(E)GASKET-OIL PUMP BODY (D)DICHTUNG,ÖL-PUMPE-KÖRPER						(F)JOINT-CORPS POMPE A HUILE (S)JUNTA-CUERPO DE BOMBA				
	96100599	4		S	S	-	-	-EEC/2G0		1			ASBESTOS	
	96181208 [15]	4		A	A	-	-	&EEC/2G0		1			NON ASBESTOS	
				(E)RING-SEAL (D)RING,DICHTUNG						(F)ANNEAU-JOINT (S)ANILLO-SELLO				
	90076127 [16]	4		S	S	-	-			1				
				(E)RING-THERMOSTAT HSG SEAL (D)RING,DICHTUNG						(F)ANNEAU (S)ANILLO-SELLO				
	90096383 [17]	4		S	S	-	-			1				
				(E)RING-THERMOSTAT CVR SEAL (D)RING,DICHTUNG						(F)ANNEAU (S)ANILLO-SELLO				
	96143112 [18]	4		S	S	-	-			1				
				(E)GASKET-INTAKE MANIFOLD (D)DICHTUNG,SAMMELLEITUNG						(F)JOINT (S)JUNTA-COLECTOR DE ENTRADA				
	5094207001 [19]	4		S	S	-	-			1				
				(E)GASKET-THROTTLE BODY (D)DICHTUNG,DROSSEL KÖRPER						(F)JOINT (S)JUNTA				
	5094204005	4		S	S	-	-			1		941125		
	N 96183095	4		S	S	-	-			1		941125		

BDY(BODY)	T/A(TRANSAXLE)	LEVEL(TRIM LEVEL)
4 : 4 DOOR	M : MANUAL T/A A : AUTOMATIC T/A	I : GL II : GLX III : CD18 IV : CD20



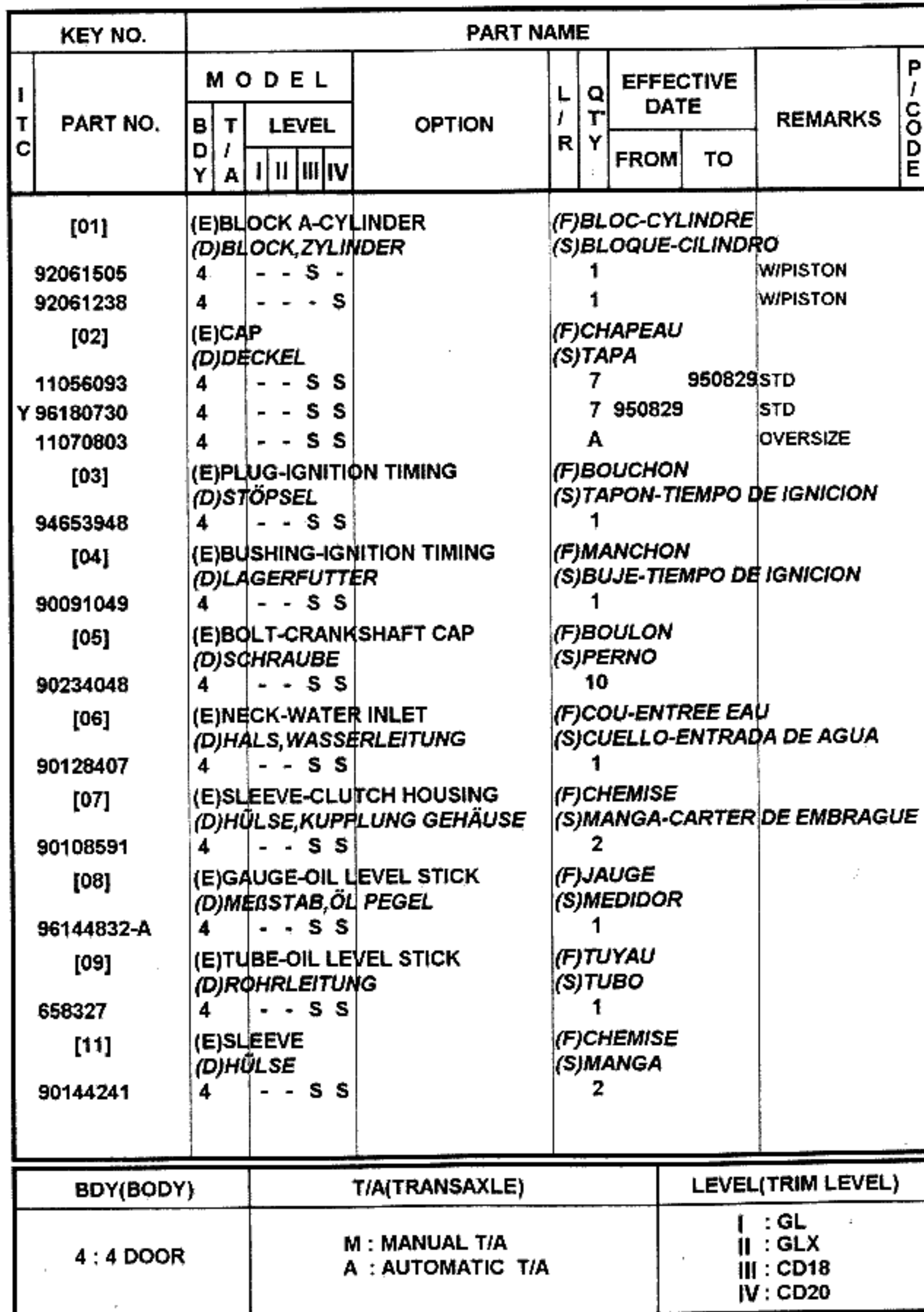


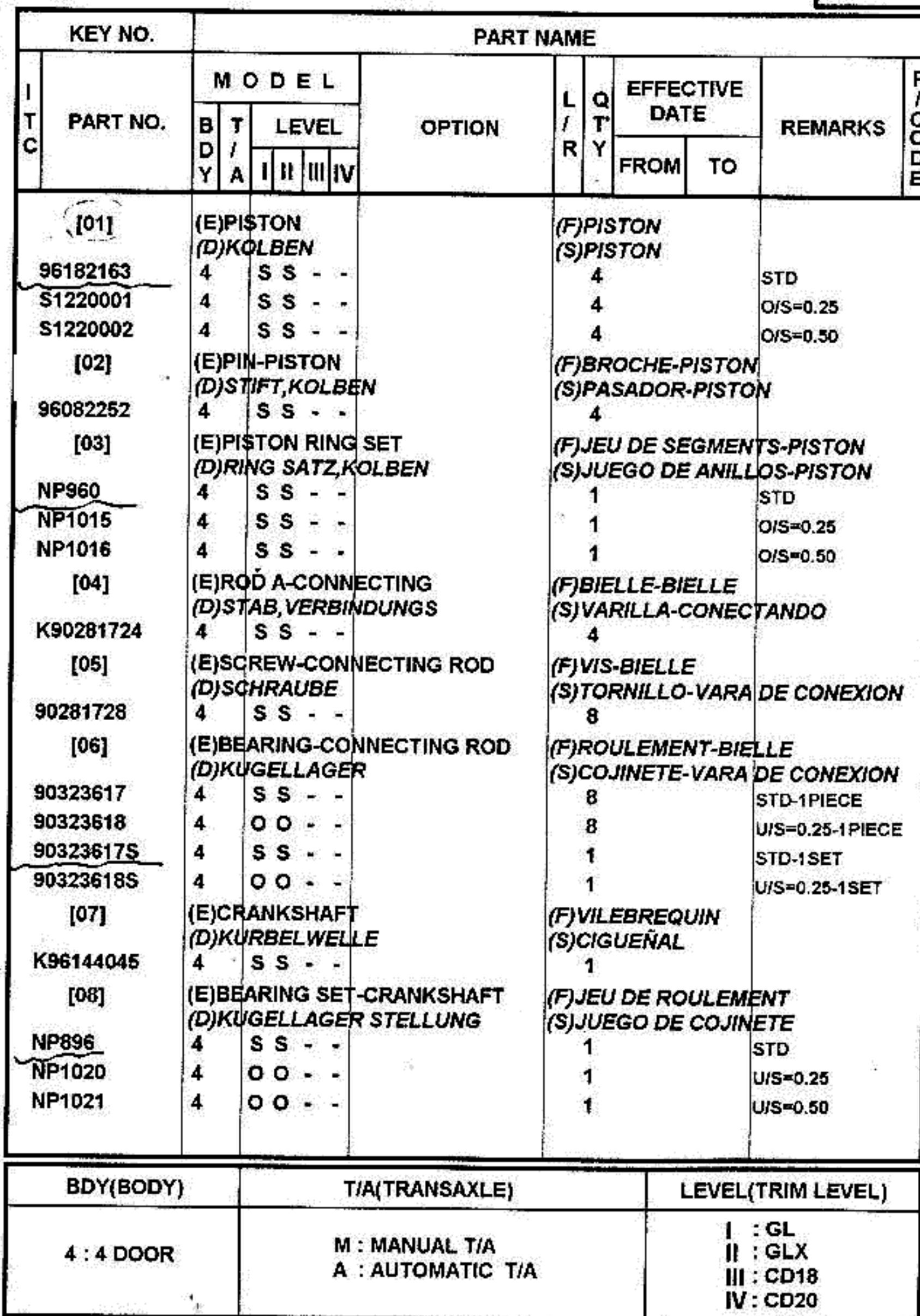
KEY NO.		PART NAME												
I T C	PART NO.	M O D E L						OPTION	L / R	Q T Y	EFFECTIVE DATE		REMARKS	P / C O D E
		B D Y	T / A	LEVEL							FROM	TO		
				I	II	III	IV							
	[01] K90232239	(E)BLOCK A-CYLINDER (D)BLOCK,ZYLINDER	4		S	S	-	-		(F)BLOC-CYLINDRE (S)BLOQUE-CILINDRO	1			
	[02] 11056093 Y 96180730 11070803	(E)CAP (D)DECKEL	4		S	S	-	-		(F)CHAPEAU (S)TAPA	6	950829	STD	
			4		S	S	-	-			6	950829	STD	
			4		S	S	-	-			6		OVERSIZE	
	[03] 90091048	(E)PLUG-IGNITION TIMING (D)STÖPSEL	4		S	S	-	-		(F)BOUCHON (S)TAPON-TIEMPO DE IGNICION	1			
	[04] 90091049	(E)BUSHING-IGNITION TIMING (D)LAGERFUTTER	4		S	S	-	-		(F)MANCHON (S)BUJE-TIEMPO DE IGNICION	1			
	[05] 90215694	(E)SCREW-HEX HEAD (D)SCHRAUBE	4		S	S	-	-		(F)VIS (S)TORNILLO	10			
	[06] 90091526	(E)NECK-WATER INLET (D)HALS,WASSERLEITUNG	4		S	S	-	-		(F)COU-ENTREE EAU (S)CUELLO-ENTRADA DE AGUA	1			
	[07] 90108591	(E)SLEEVE-CLUTCH HOUSING (D)HÜLSE,KUPPLUNG GEHÄUSE	4		S	S	-	-		(F)CHEMISE (S)MANGA-CARTER DE EMBRAGUE	2			
	[08] 96183911 96180631-B	(E)STICK -OIL LEVEL GAUGE (D)MEßSTAB,ÖL PEGEL	4	M	S	S	-	-		(F)JAUGE-JAUGE (S)VARILLA-MEDIDOR	1			
			4	A	O	O	-	-			1			
	[09] 96180632	(E)TUBE-GAUGE STICK (D)ROHRLEITUNG,MEßSTAB	4		S	S	-	-		(F)TUYAU-JAUGE EN BATON (S)TUBO-VARILLA DE MEDIDOR	1			
	[10] 90136113	(E)VALVE-BYPASS (D)VENTIL,ÜBERGANG	4		S	S	-	-		(F)SOUPAPE-DERIVATION (S)VALVULA-BY PASS	1			
BDY(BODY)		T/A(TRANSAXLE)								LEVEL(TRIM LEVEL)				
4 : 4 DOOR		M : MANUAL T/A A : AUTOMATIC T/A								I : GL II : GLX III : CD18 IV : CD20				

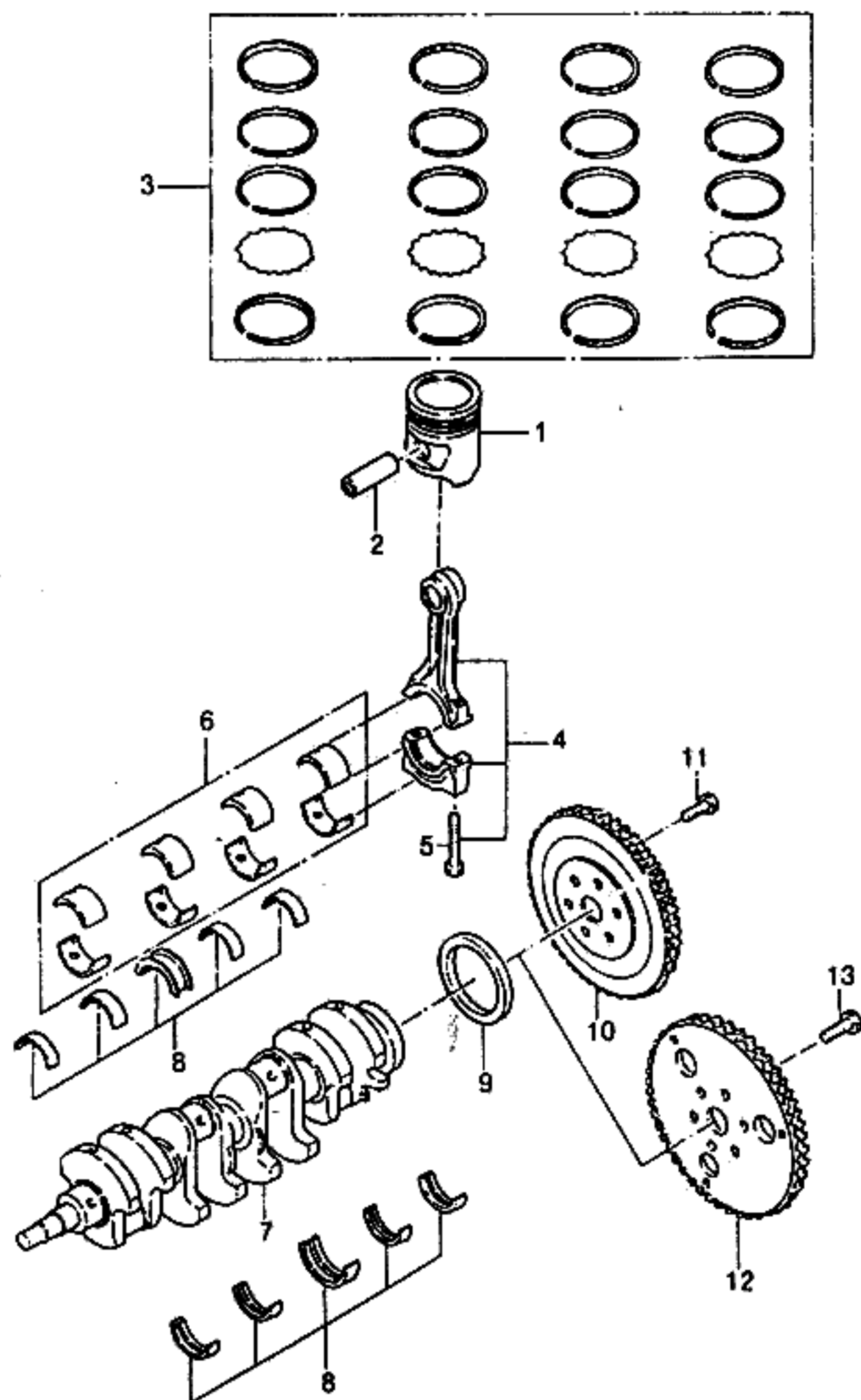


KEY NO.		PART NAME												
I T C	PART NO.	M O D E L						O P T I O N	L / R	Q T Y	E F F E C T I V E D A T E		R E M A R K S	P / C O D E
		B D Y	T / A	L E V E L							F R O M	T O		
				I	II	III	IV							
	[11] 90091779	(E)SLEEVE (D)HÜLSE 4		S	S	-	-			(F)CHEMISE (S)MANGA 2				

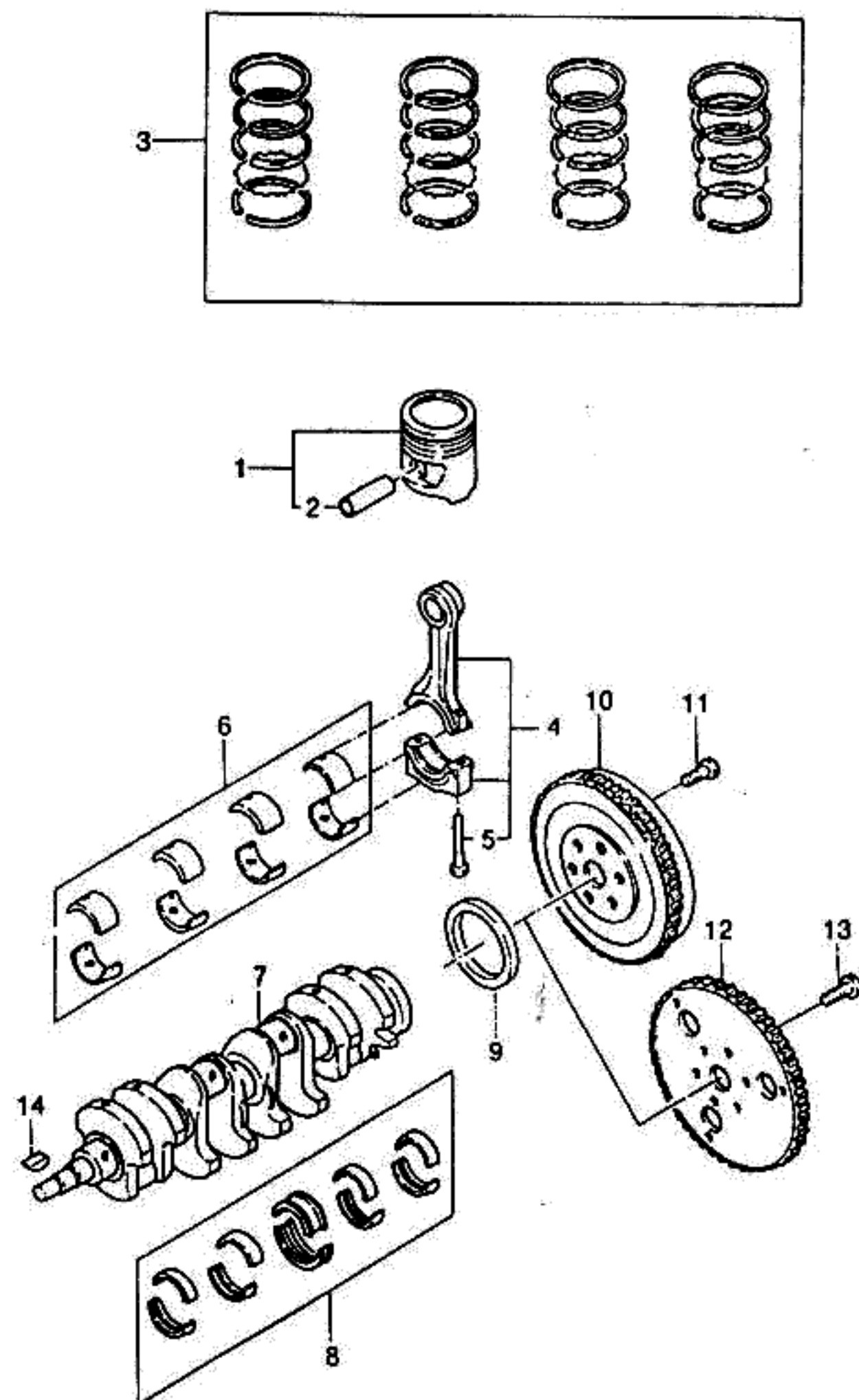
BDY(BODY)	T/A(TRANSAXLE)	LEVEL(TRIM LEVEL)
4 : 4 DOOR	M : MANUAL T/A A : AUTOMATIC T/A	I : GL II : GLX III : CD18 IV : CD20



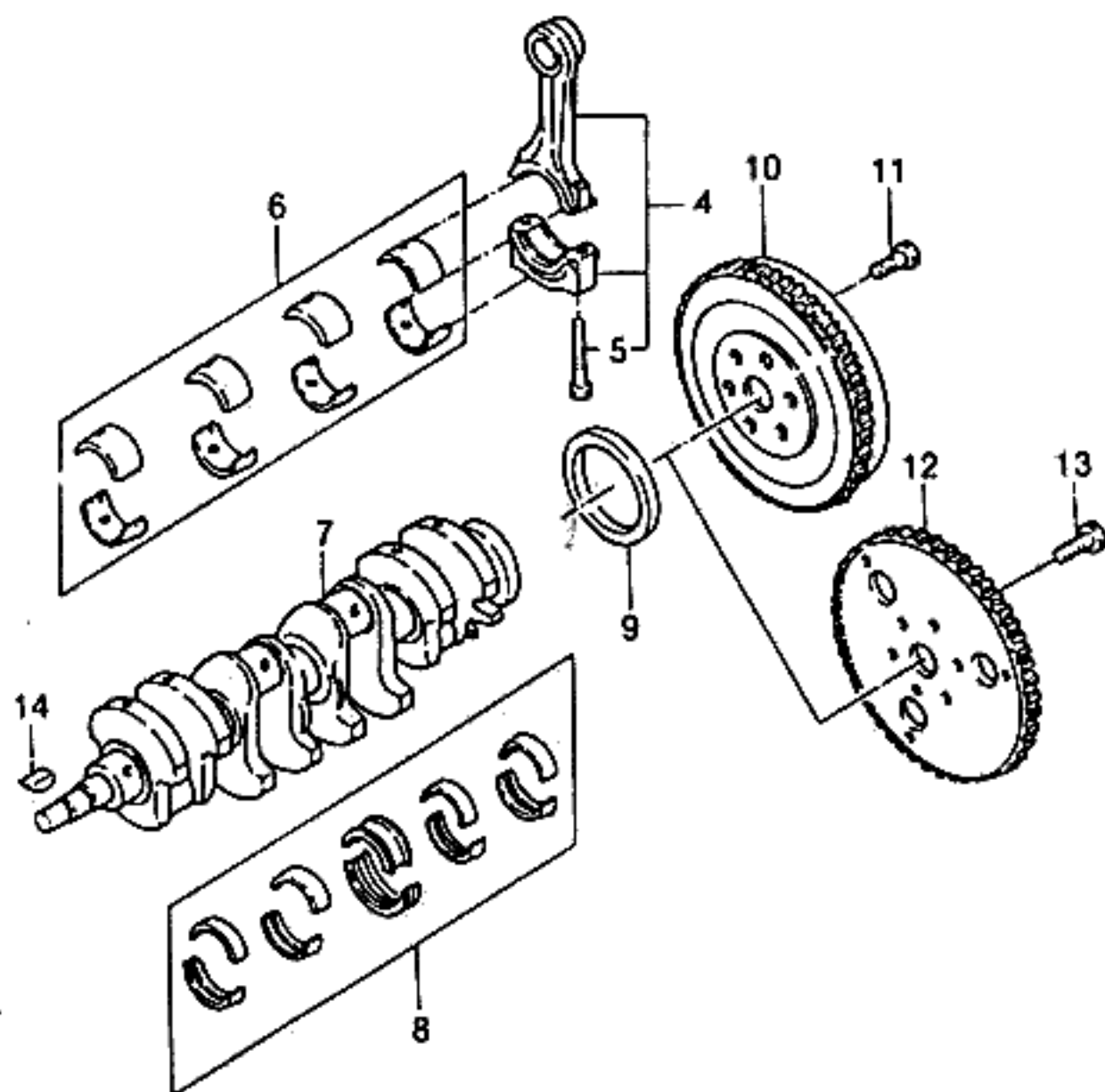




KEY NO.		PART NAME												
I T C	PART NO.	M O D E L				O P T I O N	L / R	Q T Y	E F F E C T I V E D A T E		R E M A R K S	P / C O D E		
		B D Y	T / A	L E V E L					F R O M	T O				
				I	II								III	IV
	[09]	(E)RING-SHAFT SEAL (D)RING,STAB DICHTUNG						(F)ANNEAU-JOINT D'ARBRE (S)ANILLO-BROCHE DE EJE						
	96101489	4 S S - -						1			80x98x10			
	[10]	(E)FLYWHEEL A (D)SCHWUNGRAD						(F)VOLANT D'ENTRAINEMENT (S)VOLANTE						
	96121805	4 M S S - -						1						
	[11]	(E)SCREW (D)SCHRAUBE						(F)VIS (S)TORNILLO						
	90232890	4 M S S - -						6						
	[12]	(E)PLATE-FLEXIBLE (D)PLATTE,FLEXIBEL						(F)PLAQUE-FLEXIBLE (S)PLACA-FLEXIBLE						
	90236309	4 A O O - -						1						
	[13]	(E)SCREW (D)SCHRAUBE						(F)VIS (S)TORNILLO						
	90091988	4 A O O - -						6			M9x15.5			
BDY(BODY)		T/A(TRANSAXLE)						LEVEL(TRIM LEVEL)						
4 : 4 DOOR		M : MANUAL T/A A : AUTOMATIC T/A						I : GL II : GLX III : CD18 IV : CD20						

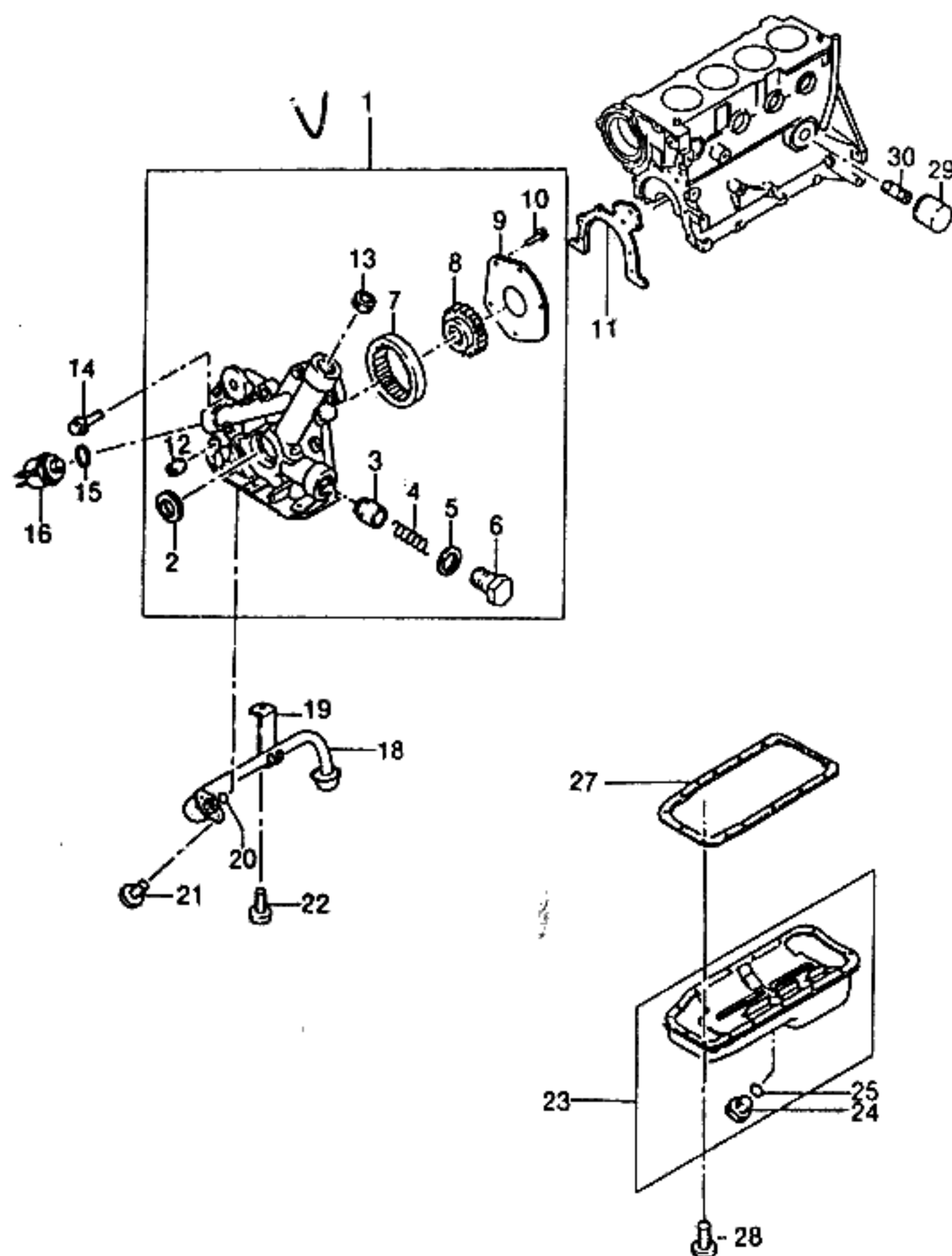


KEY NO.		PART NAME												
I T C	PART NO.	M O D E L				OPTION	L / R	Q T Y	EFFECTIVE DATE		REMARKS	P / C O D E		
		B D Y	T / A	LEVEL					FROM	TO				
				I	II								III	IV
	[01]	(E)PISTON & PIN A (D)KOLBEN&STIFT						(F)PISTON&BROCHE (S)PISTON Y PASADOR						
	92061611	4	-	-	S	-		4			STD			
	92061657	4	-	-	-	S		4			STD			
	92061701	4	-	-	O	-		4			O/S=0.5			
	92061704	4	-	-	-	O		4			O/S=0.5			
	[02]	(E)PIN-PISTON (D)STIFT,KOLBEN						(F)BROCHE-PISTON (S)PASADOR-PISTON						
	90231775	4	-	-	S	S		4						
	[03]	(E)RING SET-PISTON (D)RING SATZ,KOLBEN						(F)JEU DE SEGMENTS-PISTON (S)JUEGO DE ANILLOS-PISTON						
	92032927	4	-	-	S	-		1			STD			
	92029793	4	-	-	-	S		1			STD			
	92032929	4	-	-	O	-		1			O/S=0.50			
	92029795	4	-	-	-	O		1			O/S=0.50			
		- CONSISTS OF -												
		RING-RECTANGULAR						4						
		RING-TAPER FACE						8						
		RING-OIL CONTROL						8						
		SPACER-OIL CONTROL						4						
	[04]	(E)ROD A-CONNECTING (D)STAB,VERBINDUNGS						(F)BIELLE-BIELLE (S)VARILLA-CONECTANDO						
	90285434	4	-	-	S	S		4						
	[05]	(E)BOLT-CONNECTING ROD & CAP (D)SCHRAUBE						(F)BOULON-BIELLE (S)PERNO						
	90281736	4	-	-	S	S		8						
	[06]	(E)BEARING SET-CONNECTING RO (D)KUGELLAGER STELLUNG						(F)JEU DE ROULEMENT (S)JUEGO DE COJINETE						
	92028817	4	-	-	S	S		1			STD			
	92028818	4	-	-	O	O		1			U/S=0.25			
	92028819	4	-	-	O	O		1			U/S=0.50			
	[07]	(E)CRANKSHAFT A (D)KURBELWELLE						(F)VILEBREQUIN (S)CIGUENAL						
BDY(BODY)		T/A(TRANSAXLE)						LEVEL(TRIM LEVEL)						
4 : 4 DOOR		M : MANUAL T/A A : AUTOMATIC T/A						I : GL II : GLX III : CD18 IV : CD20						



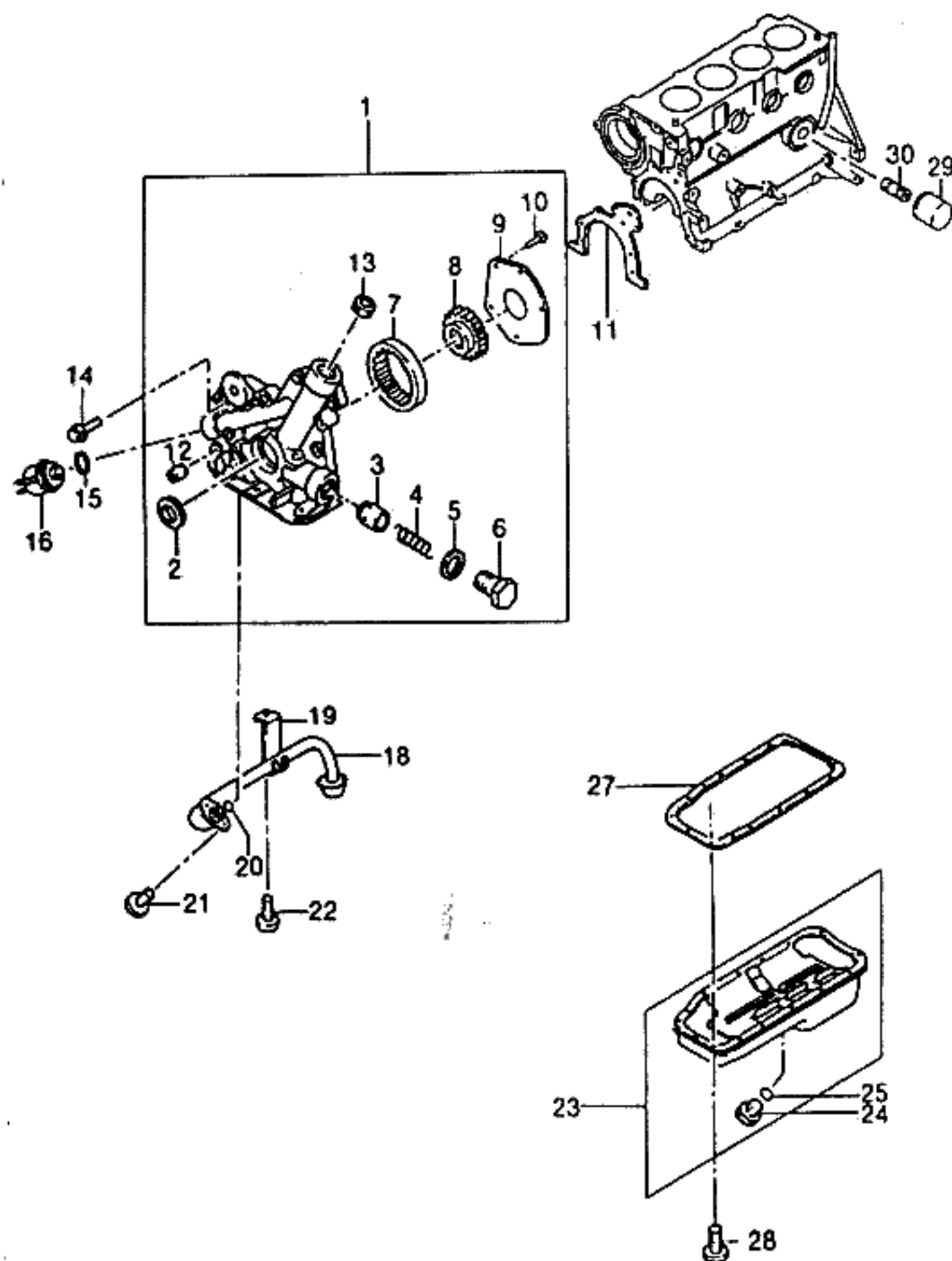
KEY NO.		PART NAME												
I T C	PART NO.	M O D E L						OPTION	L / R	Q T Y	EFFECTIVE DATE		REMARKS	P / C O D E
		B D Y	T / A	LEVEL							FROM	TO		
				I	II	III	IV							
	92061554	4	M	-	-	S	-			1	950101			
Y	90285272	4		-	-	S	-			1	950101			
	90409506	4		-	-	-	S			1				
	✓ [08] ✓	(E) BEARING SET - CRANKSHAFT (D) KUGELLAGER STELLUNG							(F) JEU DE ROULEMENT (S) JUEGO DE COJINETE					
	92061197	4		-	-	S	S			1				
	92061199	4		-	-	S	S			1		UIS=0.25		
	92061200	4		-	-	S	S			1		UIS=0.50		
		- CONSISTS OF -												
		BEARING							8					
		GUIDE BEARING							2					
	[09] ✓	(E) SEAL - CRANKSHAFT, REAR (D) DICHTUNG, KURBELWELLE							(F) JOINT-VILEBREQUIN, ARRIERE (S) SELLO-CIGUEÑAL, TRASERO					
	90354378	4		-	-	S	S			1				
	[10]	(E) FLYWHEEL A (D) SCHWUNGRAD							(F) VOLANT D'ENTRAINEMENT (S) VOLANTE					
	90233792	4	M	-	-	S	S			1				
	[11] ✓	(E) BOLT - FLYWHEEL (D) SCHRAUBE, SCHWUNGRAD							(F) BOULON (S) PERNO-VOLANTE					
	90285303	4	M	-	-	S	S			6				
	[12]	(E) PLATE - FLEXIBLE (D) PLATTE, FLEXIBEL							(F) PLAQUE-FLEXIBLE (S) PLACA-FLEXIBLE					
	90236684	4	A	-	-	O	O			1				
	[13] ✓	(E) BOLT - FLEXIBLE PLATE (D) SCHRAUBE, BIEGSAME PLATTE							(F) BOULON-PLAQUE FLEXIBLE (S) PERNO-PLACA FLEXIBLE					
	90236536	4	A	-	-	O	O			6				
	[14]	(E) KEY - CRANKSHAFT GEAR (D) SCHLÜßEL, KURBELWELLE							(F) CLE-ENGRENAGE VILEBREQUIN (S) LLAVE					
	11010612	4		-	-	S	S			1				

BDY(BODY)	T/A(TRANSAXLE)	LEVEL(TRIM LEVEL)
4 : 4 DOOR	M : MANUAL T/A A : AUTOMATIC T/A	I : GL II : GLX III : CD18 IV : CD20



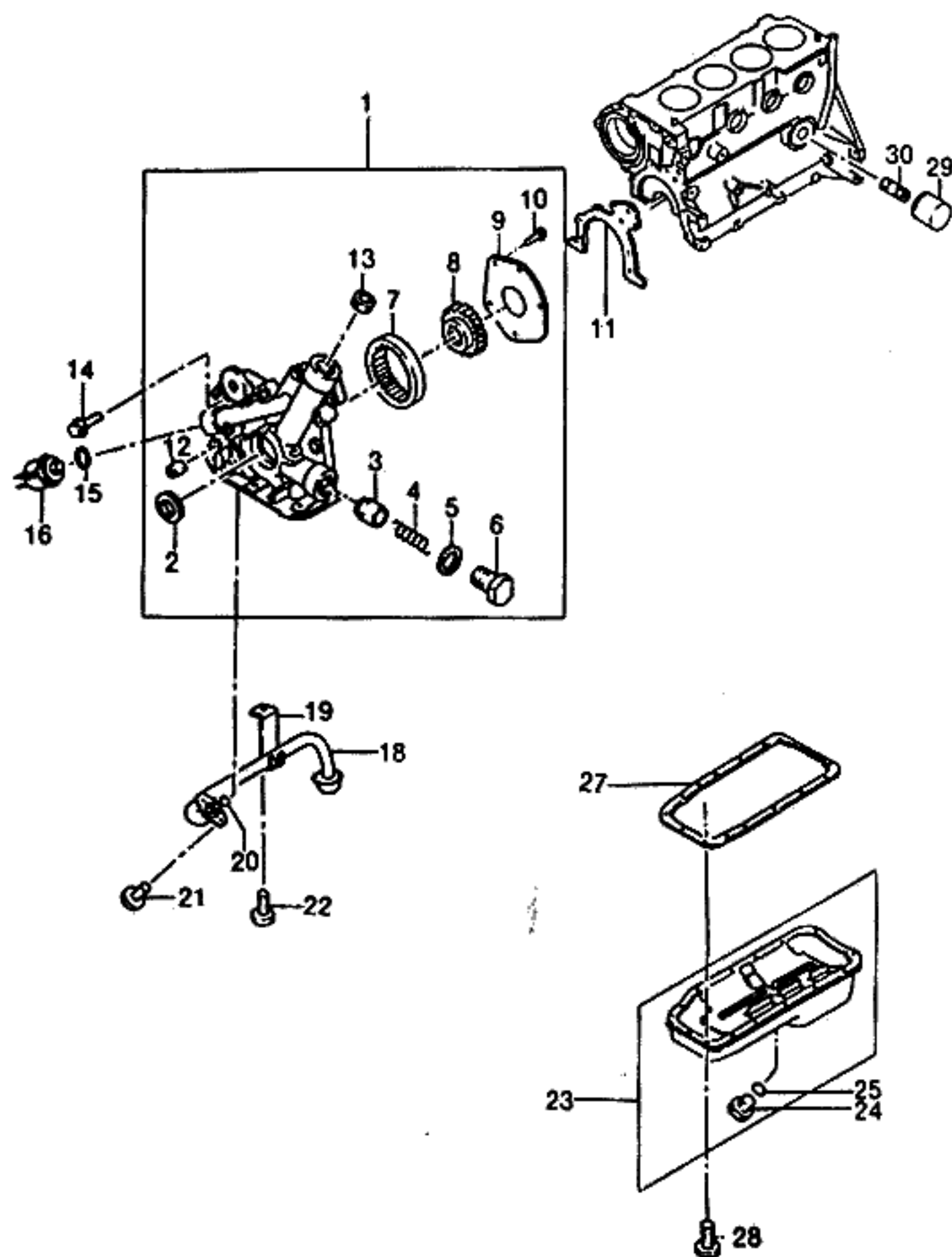
KEY NO.		PART NAME												
I T C	PART NO.	M O D E L						O P T I O N	L / R	Q T Y	E F F E C T I V E D A T E		R E M A R K S	P / C O D E
		B D Y	T / A	L E V E L							F R O M	T O		
				I	II	III	IV							
	[01] 90298370	(E)PUMP-OIL (D)PUMPE,ÖL	4		S	S	-	-			(F)POMPE-HUILE (S)BOMBA-ACEITE	1		
	[02] 96101490	(E)RING-CRANKSHAFT SEAL,FRT (D)RING,KURBELWELLE	4		S	S	-	-			(F)ANNEAU-JOINT VILEBREQUIN (S)ANILLO-SELLO DE CIGUEÑAL	1	26x42x8	
	[03] 03448846	(E)PLUNGER-PRESS RELIEF VLV (D)TAUCHER	4		S	S	-	-			(F)PISTON PLONGEUR (S)EMBOLO	1		
	[04] 03448847	(E)SPRING (D)FEDERUNG	4		S	S	-	-			(F)RESSORT (S)RESORTE	1		
	[05] 11093042	(E)RING-OIL PUMP SEAL (D)RING,ÖLPUMPE DICHTUNG	4		S	S	-	-			(F)ANNEAU (S)ANILLO-SELLO	1		
	[06] 03448834	(E)PLUG-SCREW (D)STÖPSEL,SCHRAUBEN	4		S	S	-	-			(F)BOUCHON-VIS (S)TAPON-TORNILLO	1	M20x1.5	
	[07] 90091887	(E)RING GEAR-OIL PUMP (D)RING GETRIEBE,ÖLPUMPE	4		S	S	-	-			(F)ENGRENAGE ANNULAIRE-POMPE (S)ENGRANAJE DE ANILLO	1		
	[08] 90232020	(E)GEAR-OIL PUMP (D)GETRIEBE,ÖLPUMPE	4		S	S	-	-			(F)ENGRENAGE-POMPE A HUILE (S)ENGRANAJE-BOMBA DE ACEITE	1		
	[09] 90091886	(E)COVER-OIL PUMP (D)DECKEL,ÖLPUMPE	4		S	S	-	-			(F)CARTER-POMPE A HUILE (S)CUBIERTA-BOMBA DE ACEITE	1		
	[10] 11085861	(E)SCREW-COUNTERSUNK (D)SCHRAUBE	4		S	S	-	-			(F)VIS (S)TORNILLO	5	M6x14	
	[11] 96100599	(E)GASKET-OIL PUMP BODY (D)DICHTUNG,ÖL-PUMPE-KÖRPER	4		S	S	-	-EEC			(F)JOINT-CORPS POMPE A HUILE (S)JUNTA-CUERPO DE BOMBA	1	ASBESTOS	
	96181208		4		A	A	-	-&EEC				1	NON ASBESTOS	

BDY(BODY)	T/A(TRANSAXLE)	LEVEL(TRIM LEVEL)
4 : 4 DOOR	M : MANUAL T/A A : AUTOMATIC T/A	I : GL II : GLX III : CD18 IV : CD20

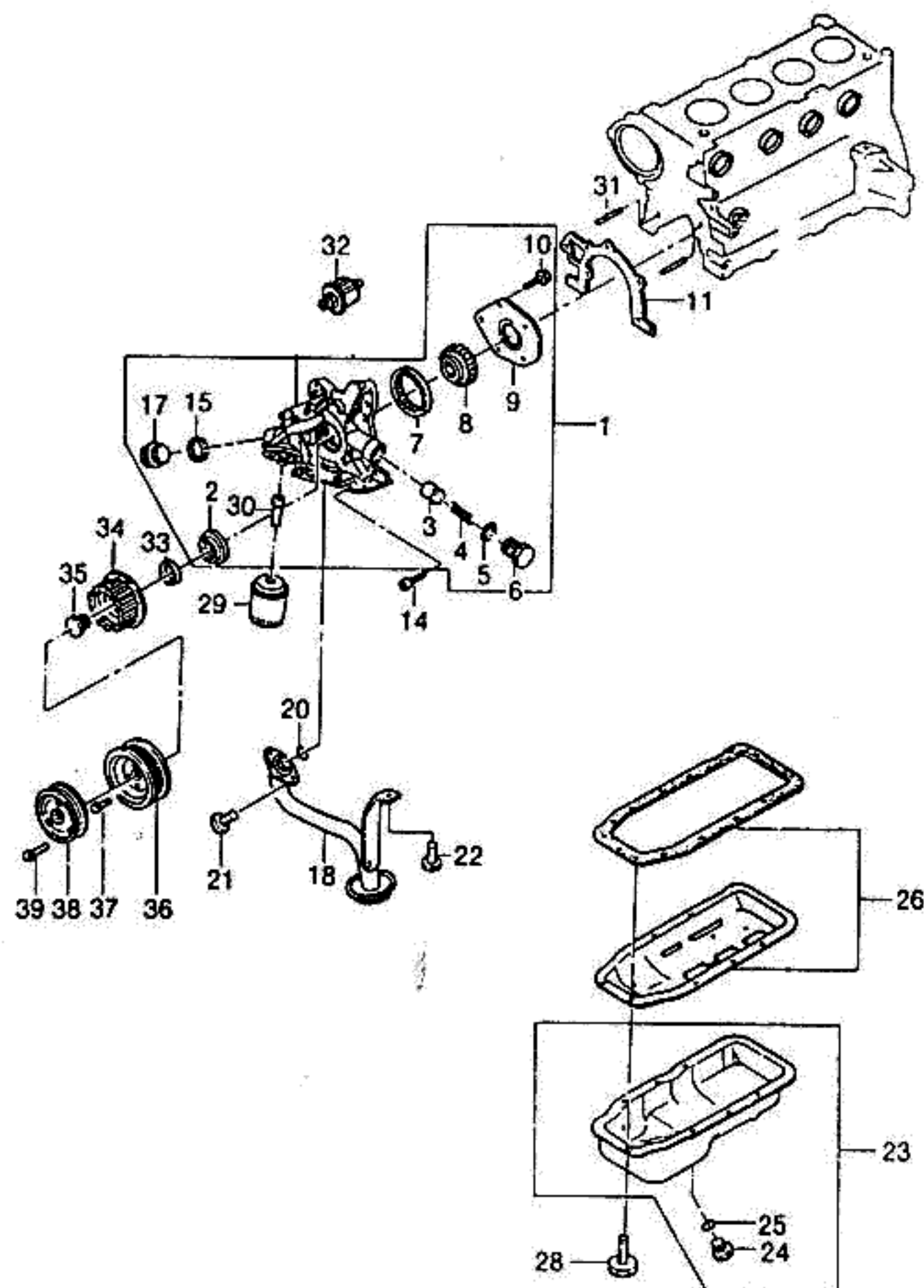


KEY NO.		PART NAME												
I T C	PART NO.	M O D E L						OPTION	L / R	Q T Y	EFFECTIVE DATE		REMARKS	P / C O D E
		B D Y	T / A	L E V E L							FROM	TO		
				I	II	III	IV							
	[12]	(E)SLEEVE-OIL PUMP (D)HÜLSE,ÖLPUMPE							(F)CHEMISE-POMPE A HUILE (S)MANGA-BOMBA DE ACEITE					
	90096047	4	S	S	-	-			2					
	[13]	(E)SCREW-PLUG (D)SCHRAUBE,STÖPSEL							(F)VIS-BOUCHON (S)TORNILLO-TAPON					
	96180641	4	S	S	-	-			1			M18		
	[14]	(E)SCREW (D)SCHRAUBE							(F)VIS (S)TORNILLO					
	11068793	4	S	S	-	-			7			M6x25Z3		
	[15]	(E)WASHER-SEALING (D)DICHTUNGSRING							(F)RONDELLE (S)ARANDELA-SELLO					
	11023582	4	-	S	-	-			1			14x20x1.5		
	[16]	(E)SWITCH-OIL PRESSURE (D)SCHALTER,ÖL DRUCK							(F)COMMUTATEUR (S)INTERRUPTOR					
	25036834	4	S	S	-	-			1					
	[18]	(E)PIPE-OIL SUCTION (D)ROHR,ÖL SAUG							(F)TUYAU-ASPIRATION HUILE (S)TUBERIA-SUCCION DE ACEITE					
	90410981	4	S	S	-	-			1					
	[19]	(E)BRACKET-OIL SUCTION PIPE (D)TRÄGER,ÖLLEITUNGSRÖHR							(F)SUPPORT (S)SOPORTE					
	90265701	4	S	S	-	-			1					
	[20]	(E)RING-SEAL (D)RING,DICHTUNG							(F)ANNEAU-JOINT (S)ANILLO-SELLO					
	90190637	4	S	S	-	-			1					
	[21]	(E)SCREW (D)SCHRAUBE							(F)VIS (S)TORNILLO					
	11055131	4	S	S	-	-			2			M6x1.0		
	[22]	(E)SCREW (D)SCHRAUBE							(F)VIS (S)TORNILLO					
	11045532	4	S	S	-	-			1			6x12Z3		
	[23]	(E)PAN A-OIL (D)PFANNE,ÖL							(F)CARTER-HUILE (S)RECIPIENTE-ACEITE					
	K90409982	4	S	S	-	-			1					

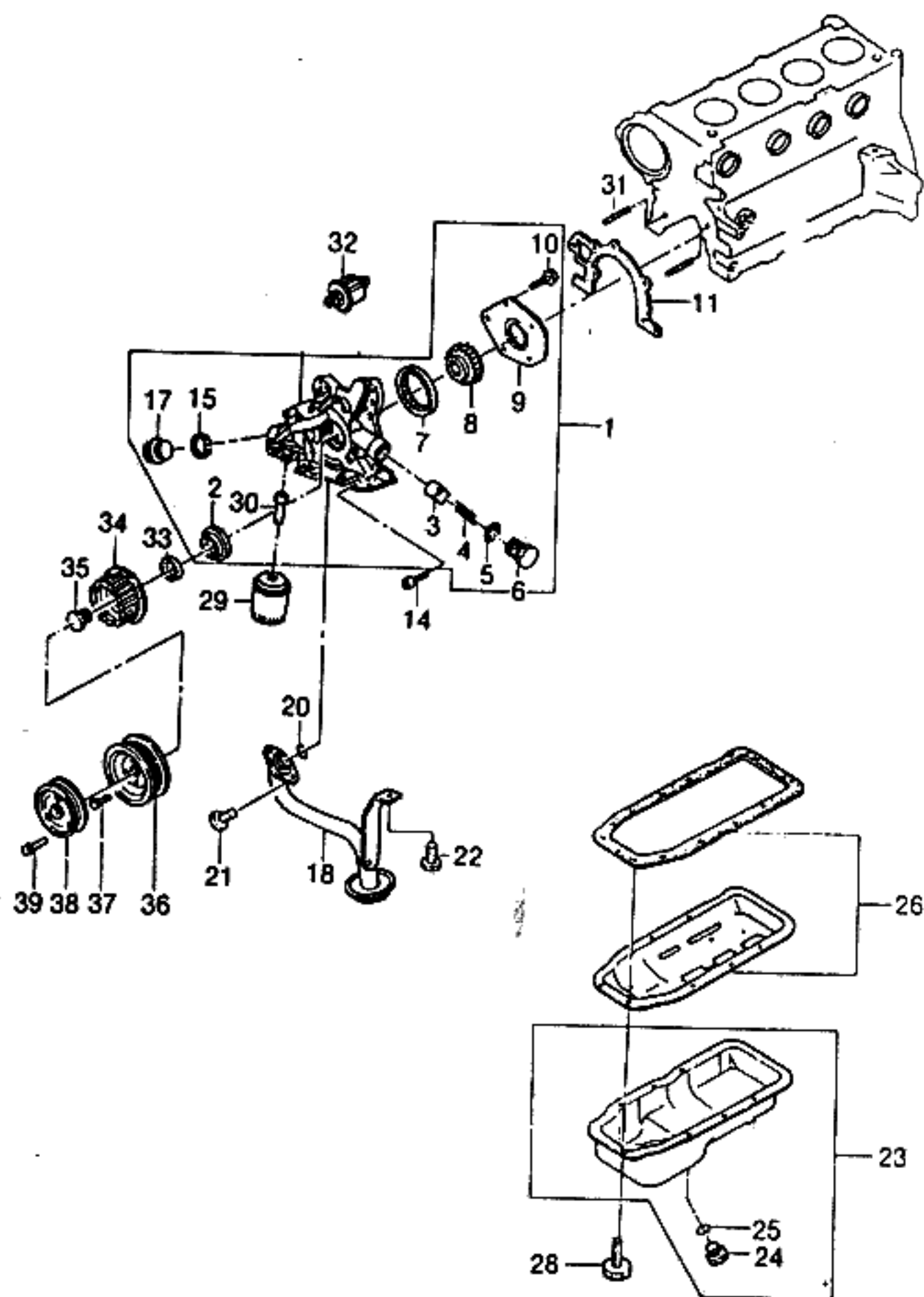
BDY(BODY)	T/A(TRANSAXLE)	LEVEL(TRIM LEVEL)
4 : 4 DOOR	M : MANUAL T/A A : AUTOMATIC T/A	I : GL II : GLX III : CD18 IV : CD20



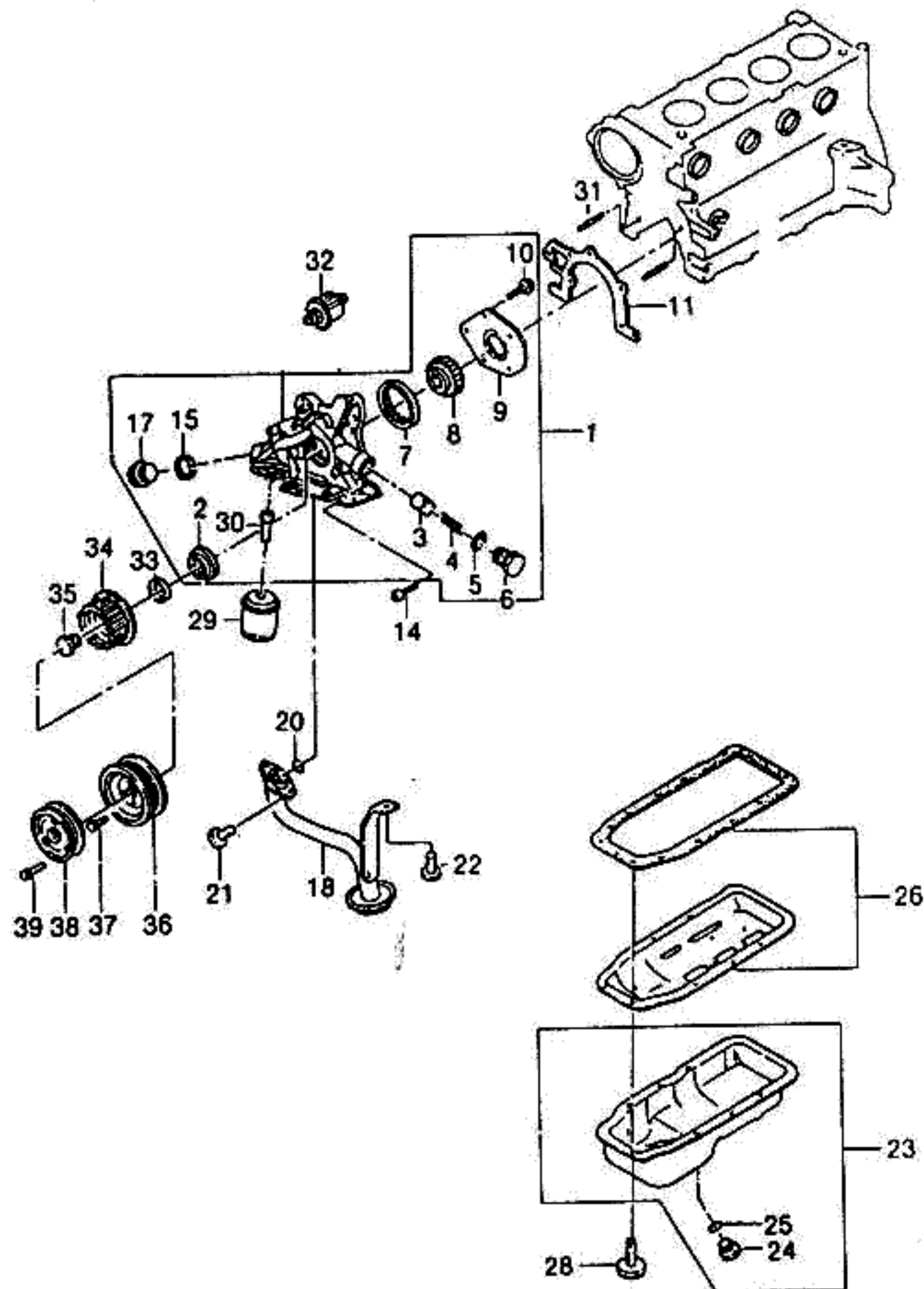
KEY NO.		PART NAME												
I T C	PART NO.	M O D E L				O P T I O N	L / R	Q T Y	EFFECTIVE DATE		R E M A R K S	P / C O D E		
		B D Y	T / A	L E V E L					F R O M	T O				
				I	II								III	IV
	[24] 90409376	(E)BOLT (D)SCHRAUBE 4	S	S	-	-		(F)BOULON (S)PERNO 1			M14x1.5			
	[25] 11063231	(E)RING-THREADED (D)RING,SCHRAUBENGWINDE 4	S	S	-	-		(F)ANNEAU-FILETE (S)ANILLO-CON ROSCA 1			M14			
	[27] 90409693	(E)GASKET A-OIL PAN (D)DICHTUNG,ÖL-PFANNE 4	S	S	-	-		(F)JOINT-CARTER D'HUILE (S)JUNTA 1						
	[28] 96182786	(E)BOLT (D)SCHRAUBE 4	S	S	-	-		(F)BOULON (S)PERNO 15						
	[29] 94797406	(E)FILTER-OIL (D)FILTER,ÖL 4	S	S	-	-		(F)FILTRE-HUILE (S)FILTRO-ACEITE 1						
	[30] 90144360	(E)PIECE-CONNECTING (D)TEIL,VERBINDUNGS 4	S	S	-	-		(F)PIECE-DE CONNEXION (S)PIEZA-CONEXION 1						
BDY(BODY)		T/A(TRANSAXLE)						LEVEL(TRIM LEVEL)						
4 : 4 DOOR		M : MANUAL T/A A : AUTOMATIC T/A						I : GL II : GLX III : CD18 IV : CD20						



KEY NO.		PART NAME											
I T C	PART NO.	M O D E L						O P T I O N	L / Q T Y R	E F F E C T I V E D A T E		R E M A R K S	P / C O D E
		B D Y	T / A	L E V E L						F R O M	T O		
				I	II	III	IV						
	[01] 90411568	(E)PUMP A-OIL (D)PUMPE,ÖL 4	-	-	S	S		(F)POMPE-HUILE (S)BOMBA-ACEITE 1					
	[02] 92060272	(E)RING-CRANKSHAFT SEAL,FRT (D)RING,DICHTUNG 4	-	-	S	S		(F)ANNEAU (S)ANILLO-SELLO DE CIGUEÑAL 1					
	[03] 03448846	(E)PLUNGER-PRESS RELIEF VLV (D)TAUCHER 4	-	-	S	S		(F)PISTON PLONGEUR (S)EMBOLO 1					
	[04] 03448847	(E)SPRING (D)FEDERUNG 4	-	-	S	S		(F)RESSORT (S)RESORTE 1					
	[05] 11093042	(E)RING-OIL PUMP SEAL (D)RING,ÖLPUMPE DICHTUNG 4	-	-	S	S		(F)ANNEAU (S)ANILLO-SELLO 1					
	[06] 03448834	(E)PLUG-SCREW (D)STÖPSEL,SCHRAUBEN 4	-	-	S	S		(F)BOUCHON-VIS (S)TAPON-TORNILLO 1			M20x1.5		
	[07] 90156198	(E)RING GEAR-OIL PUMP (D)RING GETRIEBE,ÖLPUMPE 4	-	-	S	S		(F)ENGRENAGE-ANNULAIRE-POMP (S)ENGRANAJE DE ANILLO 1					
	[08] 90156197	(E)GEAR-OIL PUMP (D)GETRIEBE,ÖLPUMPE 4	-	-	S	S		(F)ENGRENAGE-POMPE A HUILE (S)ENGRANAJE-BOMBA DE ACEITE 1					
	[09] 90106431	(E)COVER-OIL PUMP (D)DECKEL,ÖLPUMPE 4	-	-	S	S		(F)CARTER-POMPE A HUILE (S)CUBIERTA-BOMBA DE ACEITE 1					
	[10] 11085861	(E)SCREW (D)SCHRAUBE 4	-	-	S	S		(F)VIS (S)TORNILLO 5			M6x14		
	[11] 92060519	(E)GASKET-OIL PUMP (D)DICHTUNG,ÖLPUMPE 4	-	-	S	S		(F)JOINT-POMPE A HUILE (S)JUNTA-BOMBA DE ACEITE 1					
BDY(BODY)		T/A(TRANSAXLE)						LEVEL(TRIM LEVEL)					
4 : 4 DOOR		M : MANUAL T/A A : AUTOMATIC T/A						I : GL II : GLX III : CD18 IV : CD20					




KEY NO.		PART NAME												
I T C	PART NO.	M O D E L				OPTION	L / R	Q T Y	EFFECTIVE DATE		REMARKS	P / C O D E		
		B D Y	T / A	LEVEL					FROM	TO				
				I	II								III	IV
	[14]	(E)SCREW						(F)VIS						
	11068793	(D)SCHRAUBE	4	-	-	S	S	(S)TORNILLO	6		M6x25Z3			
	[15] ✓	(E)SEAL-OIL DUCT PLUG						(F)JOINT						
	92061013	(D)DICHTUNG,ÖL-LEITUNG	4	-	-	S	S	(S)SELLO	1					
	[17]	(E)PLUG-OIL DUCT,OUTLET						(F)BOUCHON						
	11039122	(D)SCHRAUBE	4	-	-	S	S	(S)TORNILLO	1					
	[18]	(E)PIPE-OIL SUCTION						(F)TUYAU-ASPIRATION HUILE						
	92060409	(D)ROHR,ÖL SAUG	4	-	-	S	S	(S)TUBERIA-SUCCION DE ACEITE	1					
	[20]	(E)RING-SEAL						(F)ANNEAU-JOINT						
	90190637	(D)RING,DICHTUNG	4	-	-	S	S	(S)ANILLO-SELLO	1					
	[21]	(E)SCREW						(F)VIS						
	11055131	(D)SCHRAUBE	4	-	-	S	S	(S)TORNILLO	2		M6x1.0			
	[22]	(E)SCREW						(F)VIS						
	11045532	(D)SCHRAUBE	4	-	-	S	S	(S)TORNILLO	1		M6x1.25			
	[23]	(E)PAN A-OIL						(F)CARTER-HUILE						
	92015610	(D)PFANNE,ÖL	4	-	-	S	S	(S)RECIPIENTE-ACEITE	1					
	[24]	(E)BOLT-OIL DRAIN						(F)BOULON-VIDANGE D'HUILE						
	09275631	(D)SCHRAUBE,ÖL-ABFLUSS	4	-	-	S	S	(S)PERNO-DRENAJE DE ACEITE	1		M14x1.5			
	[25]	(E)RING-SEAL						(F)ANNEAU-JOINT						
	11023589	(D)RING,DICHTUNG	4	-	-	S	S	(S)ANILLO-SELLO	1		14x20			
	[26] ✓	(E)SCRAPER & GASKET-OIL PAN						(F)GRATTOIR&JOINT-CARTER						
	92061327	(D)KRATZER&DICHTUNG,ÖLPFAN	4	-	-	S	S	(S)RASPADOR Y JUNTA	1					
BDY(BODY)		T/A(TRANSAXLE)						LEVEL(TRIM LEVEL)						
4 : 4 DOOR		M : MANUAL T/A A : AUTOMATIC T/A						I : GL II : GLX III : CD18 IV : CD20						

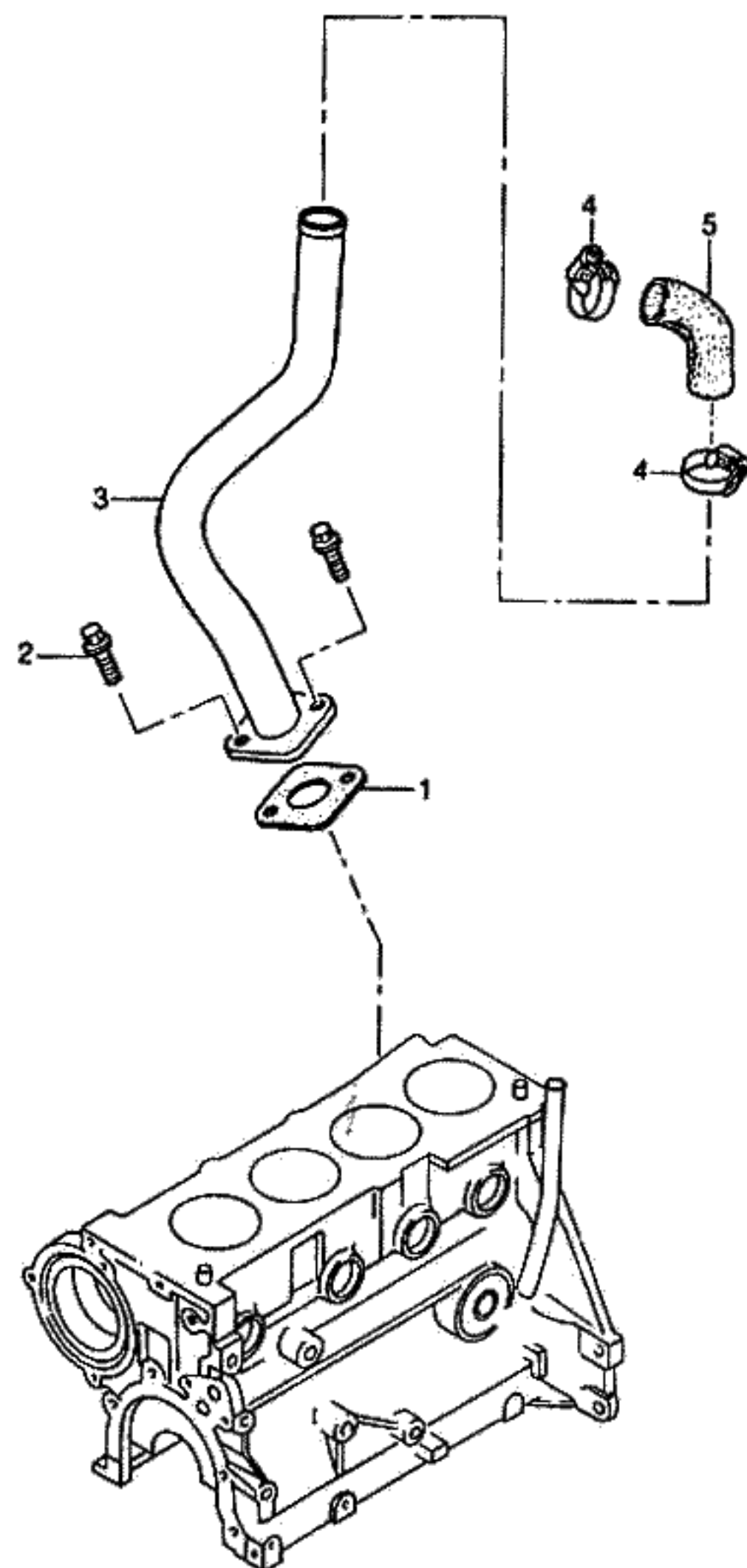


KEY NO.		PART NAME												
I T C	PART NO.	M O D E L						O P T I O N	L / R	Q T Y	E F F E C T I V E D A T E		R E M A R K S	P / C O D E
		B D Y	T / A	L E V E L							F R O M	T O		
				I	II	III	IV							
	[28]	(E)SCREW-HEX HEAD (D)SCHRAUBE							(F)VIS (S)TORNILLO					
	11087871	4	-	-	S	S			14			M6x13		
	[29]	(E)FILTER-OIL (D)FILTER,ÖL							(F)FILTRE-HUILE (S)FILTRO-ACEITE					
	94797406	4	-	-	S	S			1					
	[30]	(E)VALVE-BYPASS (D)VENTIL,ÜBERGANG							(F)SOUPAPE-DERIVATION (S)VALVULA-BY PASS					
	90136113	4	-	-	S	S			1					
	[31]	(E)SLEEVE-OIL PUMP (D)HÜLSE,ÖLPUMPE							(F)CHEMISE-POMPE A HUILE (S)MANGA-BOMBA DE ACEITE					
	90096047	4	-	-	S	S			2					
	[32]	(E)SWITCH-OIL PRESSURE (D)SCHALTER,ÖL DRUCK							(F)COMMUTATEUR (S)INTERRUPTOR					
	25036834	4	-	-	S	S	&U16		1					
	[33]	(E)WASHER-CRANKSHAFT GEAR (D)DICHTUNGSRING							(F)RONDELLE (S)ARANDELA					
	90156056	4	-	-	S	S			1					
	[34]	(E)GEAR-CRANKSHAFT (D)GETRIEBE,KURBELWELLE							(F)ENGRENAGE-VILEBREQUIN (S)ENGRANAJE-CIGÜEÑAL					
	90156062	4	-	-	S	S			1					
	[35]	(E)SCREW (D)SCHRAUBE							(F)VIS (S)TORNILLO					
	11085931	4	-	-	S	S			1					
	[36]	(E)PULLEY-CRANKSHAFT (D)ROLLE,KURBELWELLE							(F)POULIE-VILEBREQUIN (S)POLEA-CIGUEÑAL					
	10083143	4	-	-	S	S			1					
	[37]	(E)BOLT-PULLEY (D)SCHRAUBE,ROLLE							(F)BOULON-POULIE (S)PERNO					
	10043019	4	-	-	S	S			4					
	[38]	(E)PULLEY A-HYDRAULIC PUMP (D)ROLLE,HYDRAULIK PUMPE							(F)POULIE-POMPE HYDRAULIQUE (S)POLEA-BOMBA HIDRAULICA					
	96129588	4	-	-	S	S	&N40		1					

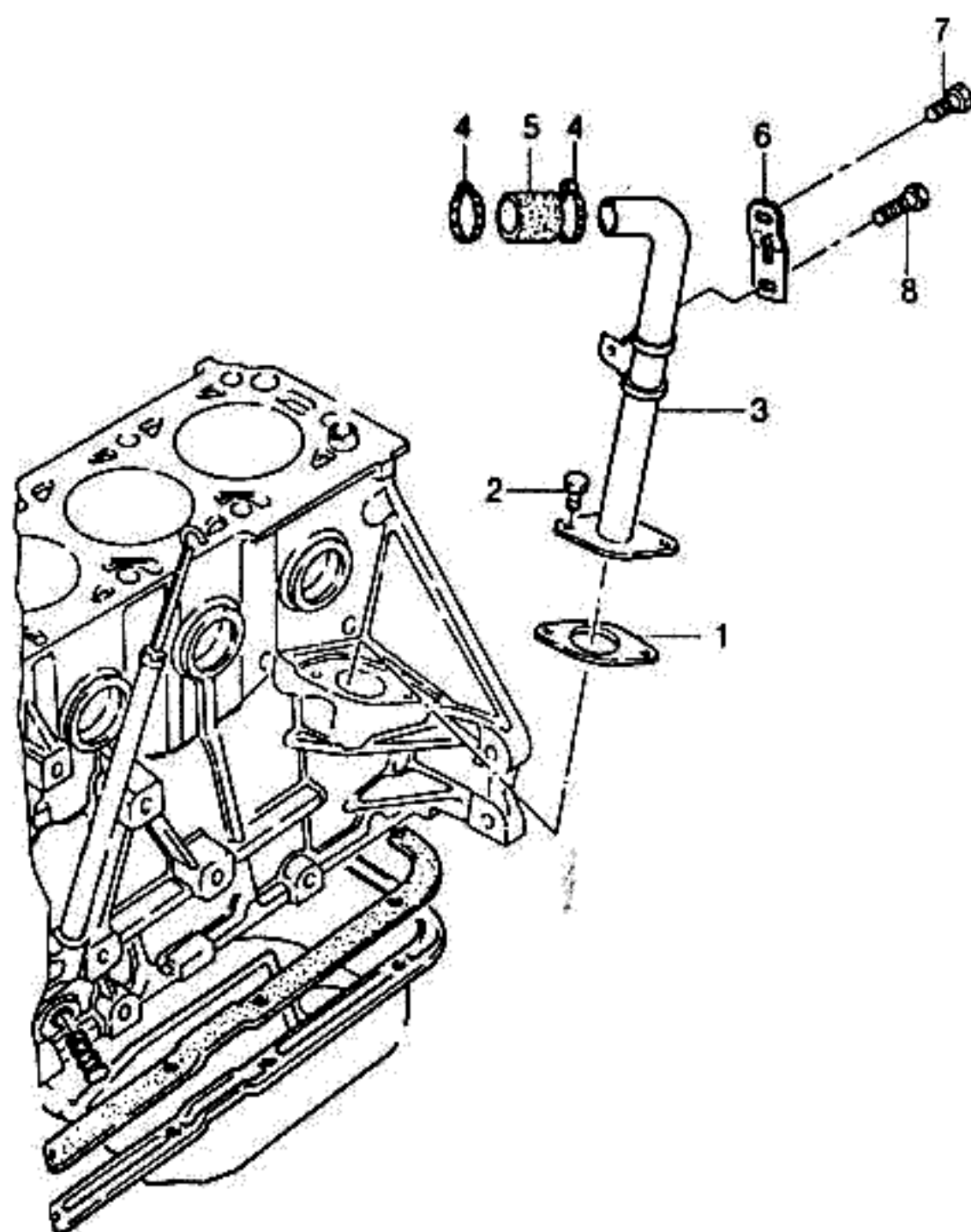
BDY(BODY)	T/A(TRANSAXLE)	LEVEL(TRIM LEVEL)
4 : 4 DOOR	M : MANUAL T/A A : AUTOMATIC T/A	I : GL II : GLX III : CD18 IV : CD20



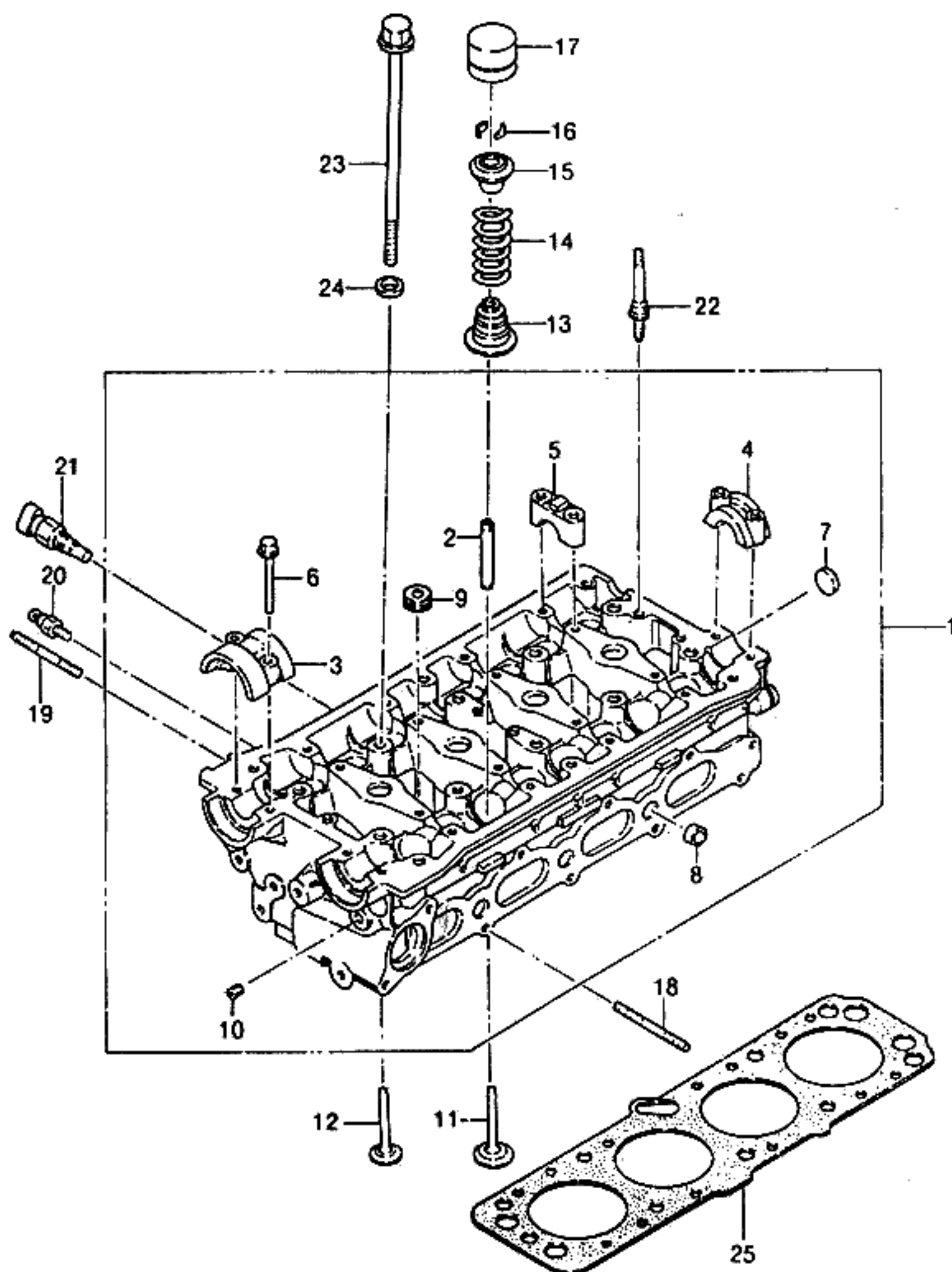
BDY(BODY)	T/A(TRANSAXLE)	LEVEL(TRIM LEVEL)
4 : 4 DOOR	M : MANUAL T/A A : AUTOMATIC T/A	I : GL II : GLX III : CD18 IV : CD20



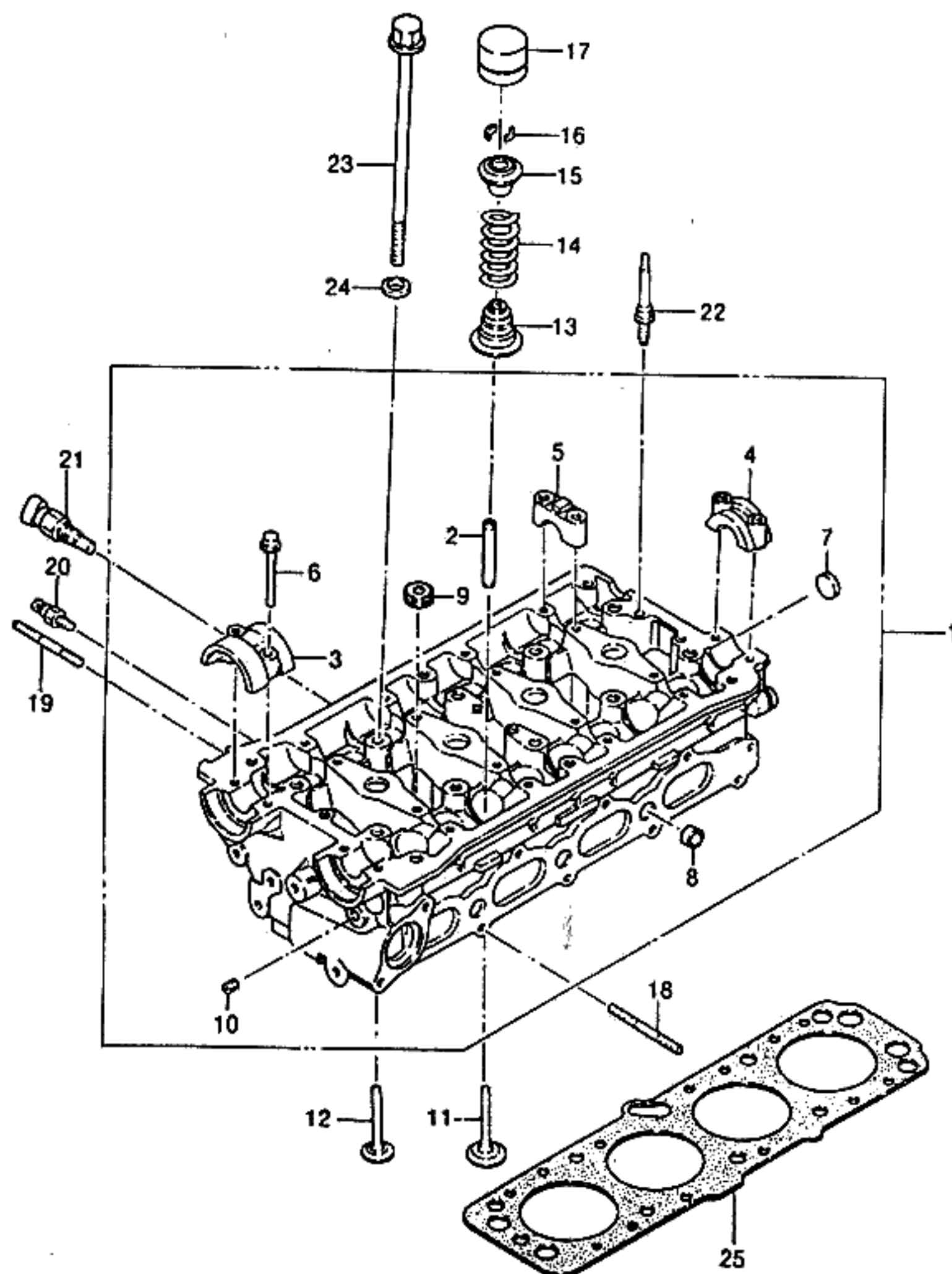
KEY NO.		PART NAME												
I T C	PART NO.	MODEL				OPTION	L / R	Q T Y	EFFECTIVE DATE		REMARKS	P / C O D E		
		B D Y	T / A	LEVEL					FROM	TO				
				I	II								III	IV
	[01]	(E)GASKET-OIL SEPARATOR (D)DICHTUNG,ÖL TRENNUNG						(F)JOINT-SEPARATEUR D'HUILE (S)JUNTA-SEPARADOR DE ACEITE						
	96100600	4		S	S	-	-	-EEC/2G0	1		ASBESTOS			
	96181209	4		A	A	-	-	-8EEC/2G0	1		NON ASBESTOS			
	[02]	(E)BOLT & WASHER (D)SCHRAUBE&MUTTER						(F)BOULON&RONDELLE (S)PERNO Y ARANDELA						
	11048672	4		S	S	-	-		2		M6x1.0			
	[03]	(E)PIPE A-ENGINE VENTILATION (D)ROHR,MOTOR BELÜFTUNG						(F)TUYAU-VENTILATION MOTEUR (S)TUBERIA-VENTILACION						
	96130215	4		S	S	-	-		1					
	[04]	(E)CLAMP-HOSE (D)KLAMMER,SCHLAUCH						(F)PINCE-TUYAU (S)ABRAZADERA-MANGUERA						
	11085952	4		S	S	-	-		2		Ø20-32			
	[05]	(E)HOSE-ENGINE VENTILATION (D)SCHLAUCH,MOTOR						(F)TUYAU-VENTILATION MOTEUR (S)MANGUERA-VENTILACION						
	5094405002	4		S	S	-	-		1					
BDY(BODY)		T/A(TRANSAXLE)						LEVEL(TRIM LEVEL)						
4 : 4 DOOR		M : MANUAL T/A A : AUTOMATIC T/A						I : GL II : GLX III : CD18 IV : CD20						



KEY NO.		PART NAME												
I T C	PART NO.	M O D E L				OPTION	L / R	Q T Y	EFFECTIVE DATE		REMARKS	P / C O D E		
		B D Y	T / A	LEVEL					FROM	TO				
				I	II								III	IV
	[01] 92060512	(E)GASKET-ENGINE VENTILATION (D)DICHTUNG,MOTOR BELÜFTUNG	4	-	-	S	S		(F)JOINT-VENTILATION MOTEUR (S)JUNTA	1				
	[02] 11052951	(E)SCREW (D)SCHRAUBE	4	-	-	S	S		(F)VIS (S)TORNILLO	1	M8x22Z3			
	[03] 90234471	(E)PIPE A-ENGINE VENTILATION (D)ROHR,MOTOR-BELÜFTUNG	4	-	-	S	S		(F)TUYAU (S)TUBERIA-VENTILACION	1				
	[04] 11085952	(E)CLAMP-HOSE (D)KLAMMER,SCHLAUCH	4	-	-	S	S		(F)PINCE-TUYAU (S)ABRAZADERA-MANGUERA	2	Ø20-32			
	[05] 90234138	(E)HOSE-ENGINE VENTILATION (D)SCHLAUCH,MOTOR	4	-	-	S	S		(F)TUYAU-VENTILATION MOTEUR (S)MANGUERA-VENTILACION	1				
	[06] 90353546	(E)BRACKET-VENTILATION PIPE (D)TRÄGER,VENTILATOR-ROHR	4	-	-	S	S		(F)SUPPORT (S)SOPORTE	1				
	[07] 11056181	(E)BOLT & WASHER (D)SCHRAUBE&MUTTER	4	-	-	S	S		(F)BOULON&RONDELLE (S)PERNO Y ARANDELA	1	M6x1.0			
	[08] 11042401	(E)SCREW (D)SCHRAUBE	4	-	-	S	S		(F)VIS (S)TORNILLO	1				
BDY(BODY)		T/A(TRANSAXLE)						LEVEL(TRIM LEVEL)						
4 : 4 DOOR		M : MANUAL T/A A : AUTOMATIC T/A						I : GL II : GLX III : CD18 IV : CD20						

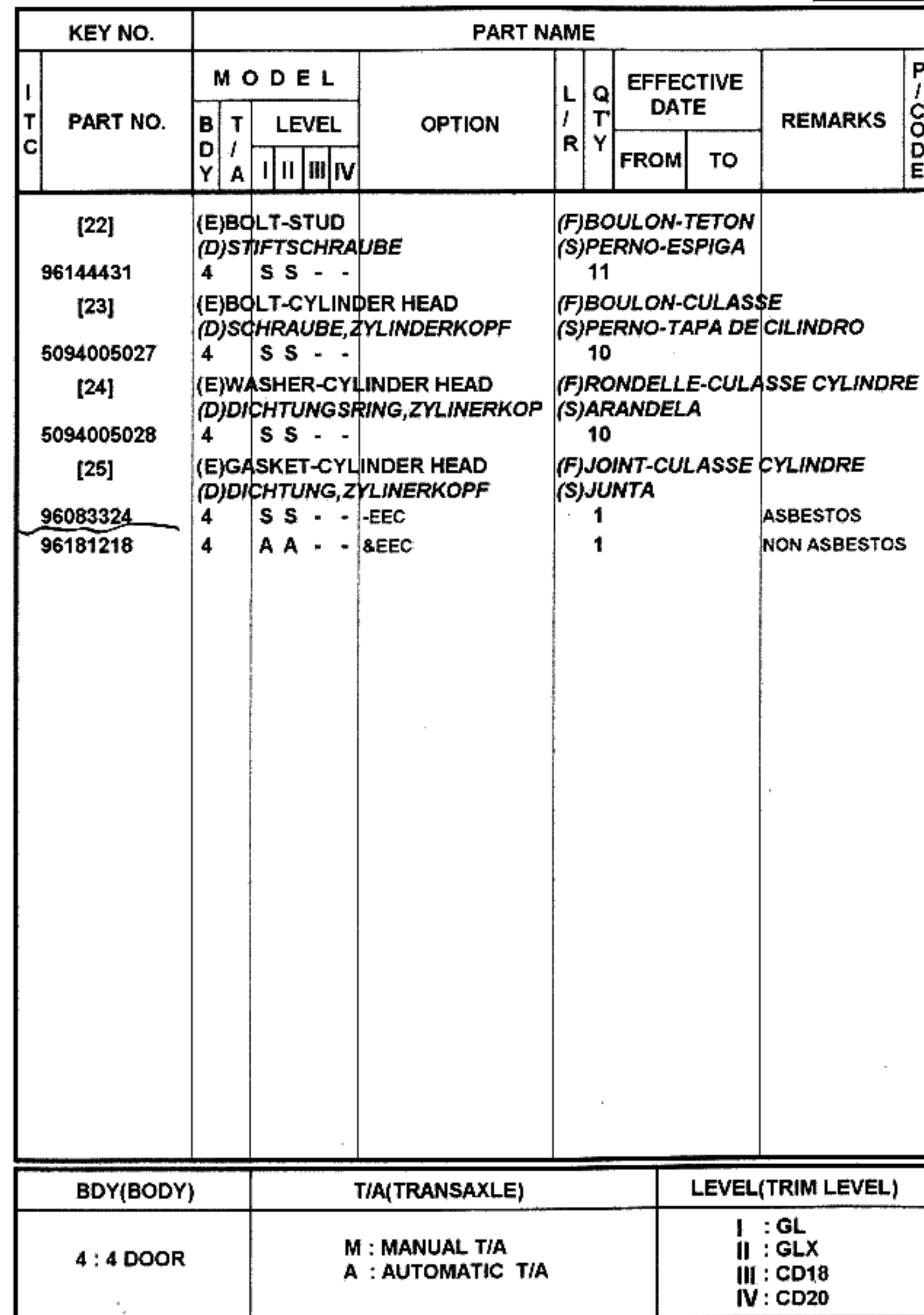


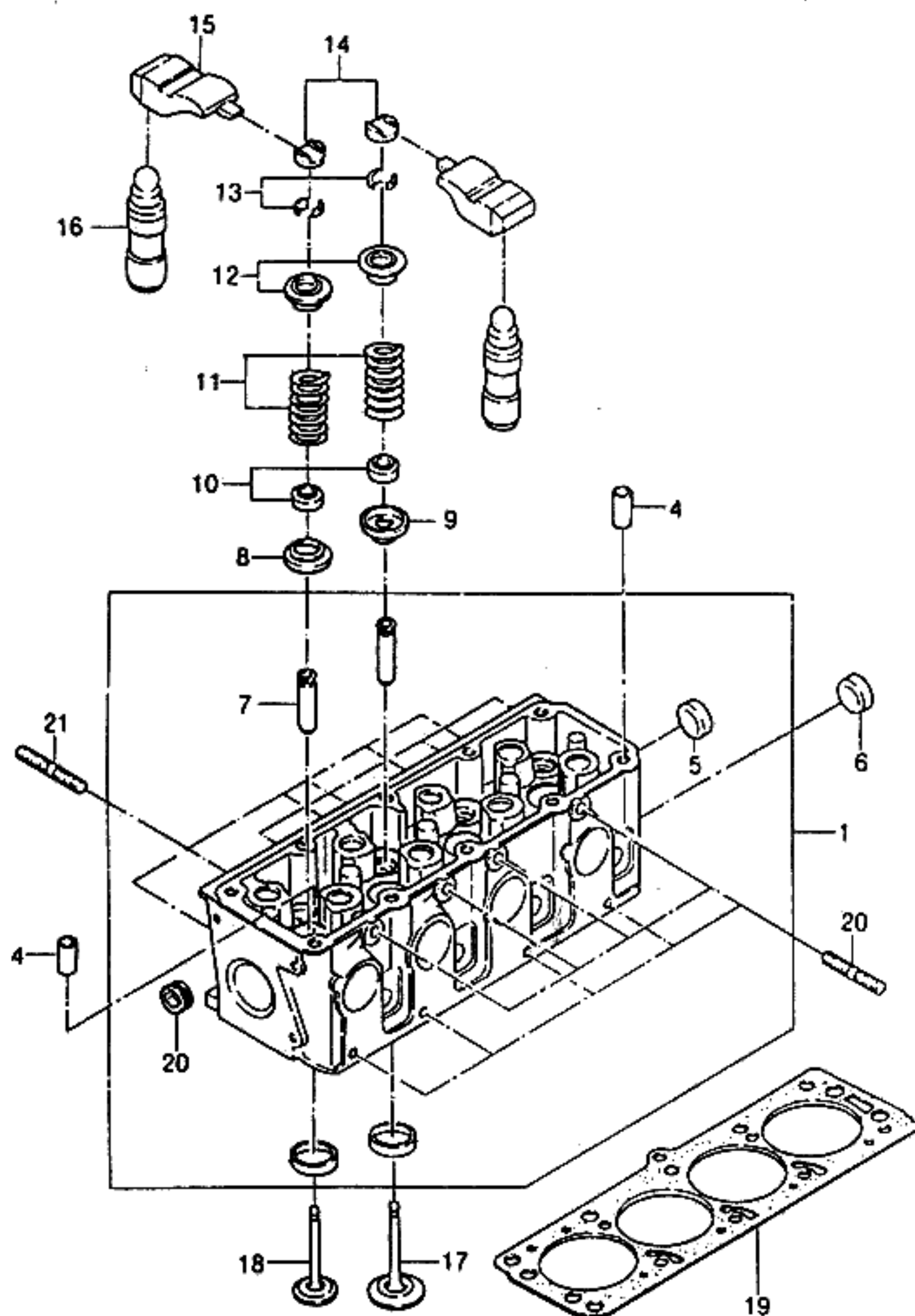
KEY NO.		PART NAME										
I T C	PART NO.	M O D E L				OPTION	L / R	Q T Y	EFFECTIVE DATE		REMARKS	P / C O D E
		B D Y	T / A	LEVEL					FROM	TO		
				I	II							
	[01] K96143073	(E)HEAD A-CYLINDER (D)ZYLINDERKOPF	4	S	S	-	-	(F)CULASSE-CYLINDRE (S)CABEZA-CILINDRO	1			
	[02] 96103034 96103035	(E)GUIDE-VALVE (D)FÜHRING, VENTIL	4	S	S	-	-	(F)GUIDE-SOUPAPE (S)GUIA-VALVULA	16		STD	
			4	O	O	-	-		16		OVERSIZE	
	[03] 96143123	(E)CAP-CAMSHAFT FRONT (D)DECKEL, NOCKENWELLE, VORN	4	S	S	-	-	(F)CHAPEAU (S)TAPA-CIGUEÑAL, DELANTERO	2			
	[04] 96143124	(E)CAP-CAMSHAFT DISTRIBUTOR (D)DECKEL, NOCKENWELLEN-VER	4	S	S	-	-	(F)CHAPEAU (S)TAPA	1			
	[05] N/S(1) N/S(1)	(E)CAP-CAMSHAFT INTERMEDIATE (D)DECKEL, ZWISCHEN-NOCKENW	4	S	S	-	-	(F)CHAPEAU (S)TAPA-CIGUEÑAL	8		INTERMEDIO NO SERVICE	
			4	S	S	-	-		8		NO SERVICE	
	[06] 5094005029	(E)SCREW (D)SCHRAUBE	4	S	S	-	-	(F)VIS (S)TORNILLO	22		M6x40LG	
	[07] 11044142	(E)CAP-WATER CHAMBER (D)DECKEL, WASSER-KAMMER	4	S	S	-	-	(F)CHAPEAU-CHAMBRE A EAU (S)TAPA-CAMARA DE AGUA	1			
	[08] 11062412	(E)CAP-OIL DUCT (D)DECKEL, ÖL-LEITUNG	4	S	S	-	-	(F)CHAPEAU-CONDUIT HUILE (S)TAPA-CONDUCTO DE ACEITE	3			
	[09] 11059251	(E)PLUG-WATER CHAMBER (D)STÖPSEL	4	S	S	-	-	(F)BOUCHON (S)TAPON	2			
	[10] 11059561 Y 96143893	(E)PLUG-OIL DUCT CLOSING (D)STÖPSEL, ÖL LEITUNG	4	S	S	-	-	(F)BOUCHON (S)TAPON	5	941207		
			4	S	S	-	-		5	941207		
BDY(BODY)		T/A(TRANSAXLE)						LEVEL(TRIM LEVEL)				
4 : 4 DOOR		M : MANUAL T/A A : AUTOMATIC T/A						I : GL II : GLX III : CD18 IV : CD20				



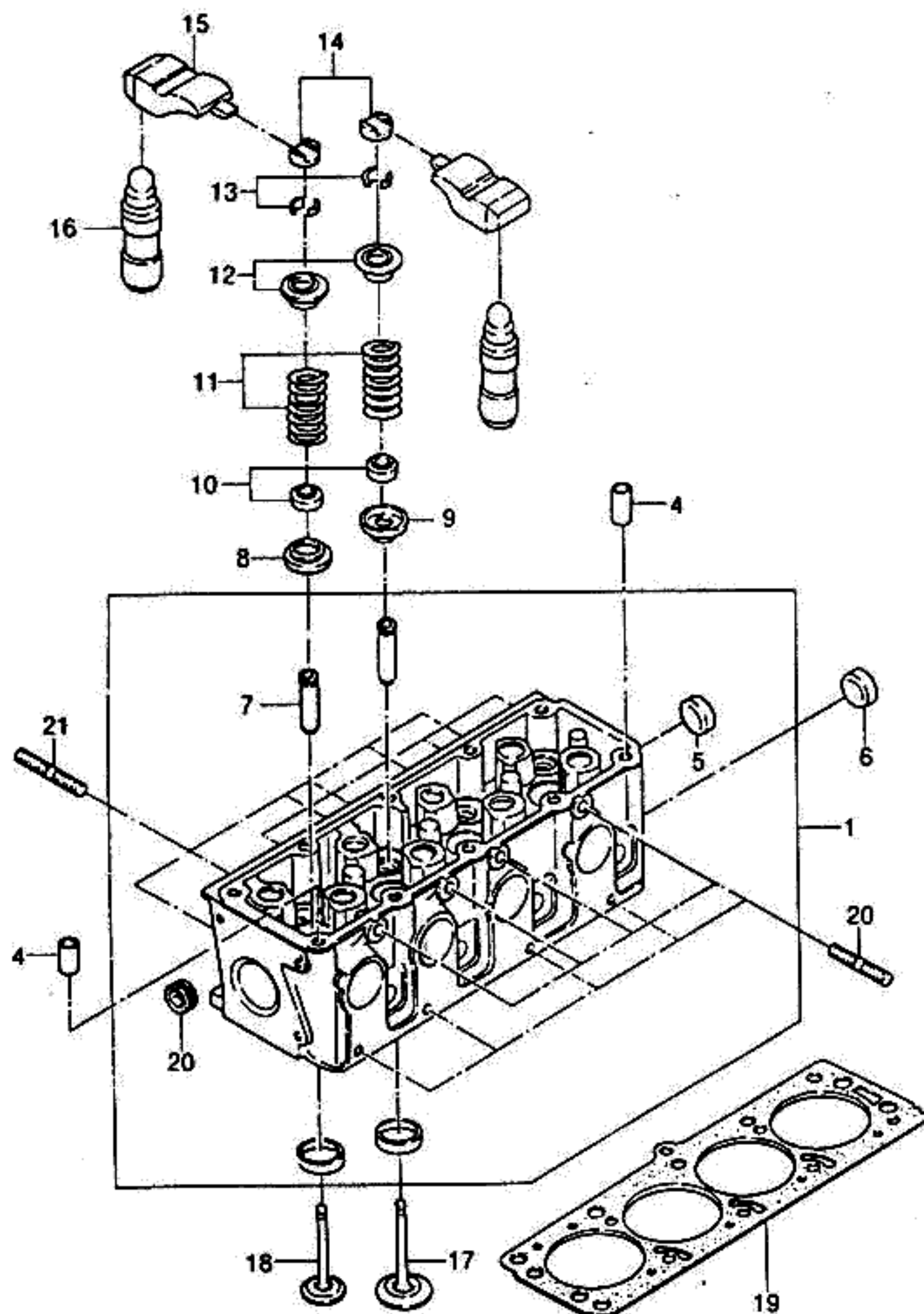
KEY NO.		PART NAME												
I T C	PART NO.	M O D E L						O P T I O N	L / R	Q T Y	EFFECTIVE DATE		R E M A R K S	P / C O D E
		B D Y	T / A	L E V E L							F R O M	T O		
				I	II	III	IV							
	[11] 96103129	(E)VALVE-INTAKE (D)VENTIL,EINLAß 4	S	S	-	-		(F)SOUPAPE-ADMISSION (S)VALVULA-ENTRADA 8						
	[12] 96103130	(E)VALVE-EXHAUST (D)VENTIL,ABGAS 4	S	S	-	-		(F)SOUPAPE-ECHAPPEMENT (S)VALVULA-ESCAPE 8						
	[13] 96103095	(E)SEAL-VALVE STEM (D)DICHTUNG,VENTIL STIEL 4	S	S	-	-		(F)JOINT-TIGE DE SOUPAPE (S)SELLO-TALLO DE VALVULA 16						
	[14] 5094005014	(E)SPRING-VALVE (D)FEDERUNG,VENTIL 4	S	S	-	-		(F)RESSORT-SOUPAPE (S)RESORTE-VALVULA 16						
	[15] 5094005026	(E)RETAINER-VALVE SPRING (D)HALTER,VENTIL FEDERUNG 4	S	S	-	-		(F)ARRETOIR (S)RETENEDOR 16						
	[16] 5094005601	(E)KEY-VALVE (D)SCHLÜßEL,VENTIL 4	S	S	-	-		(F)CLE-SOUPAPE (S)LLAVE-VALVULA 32						
	[17] 17105698	(E)TAPPET-HYDRAULIC (D)NÖCKE,HYDRAULIK 4	S	S	-	-		(F)POUSOIR-HYDRAULIQUE (S)GRIFO-HIDRAULICO 16						
	[18] 96103057	(E)STUD-EXHAUST MANIFOLD (D)STEG,ABGAS SAMMELLEITUNG 4	S	S	-	-		(F)TOURILLON (S)TRAVESAÑO-COLECTOR 10						
	[19] 96130619	(E)STUD-INTAKE MANIFOLD (D)STEG,EINLAß SAMMELLEITUNG 4	S	S	-	-		(F)TOURILLON (S)TRAVESAÑO-COLECTOR 2						
	[20] 03439088	(E)SENSOR-TEMPERATURE (D)SENSOR,TEMPERATUR 4	S	S	-	-		(F)DETECTEUR-TEMPERATURE (S)SENSOR-TEMPERATURA 1						
	[21] 25036898 Y 96181508	(E)SENSOR-COOLANT TEMP. (D)SENSOR,TEMPERATUR 4	S	S	-	-		(F)DETECTEUR-TEMPERATURE (S)SENSOR-TEMPERATURA 1 950411 1 950411						

BDY(BODY)	T/A(TRANSAXLE)	LEVEL(TRIM LEVEL)
4 : 4 DOOR	M : MANUAL T/A A : AUTOMATIC T/A	I : GL II : GLX III : CD18 IV : CD20

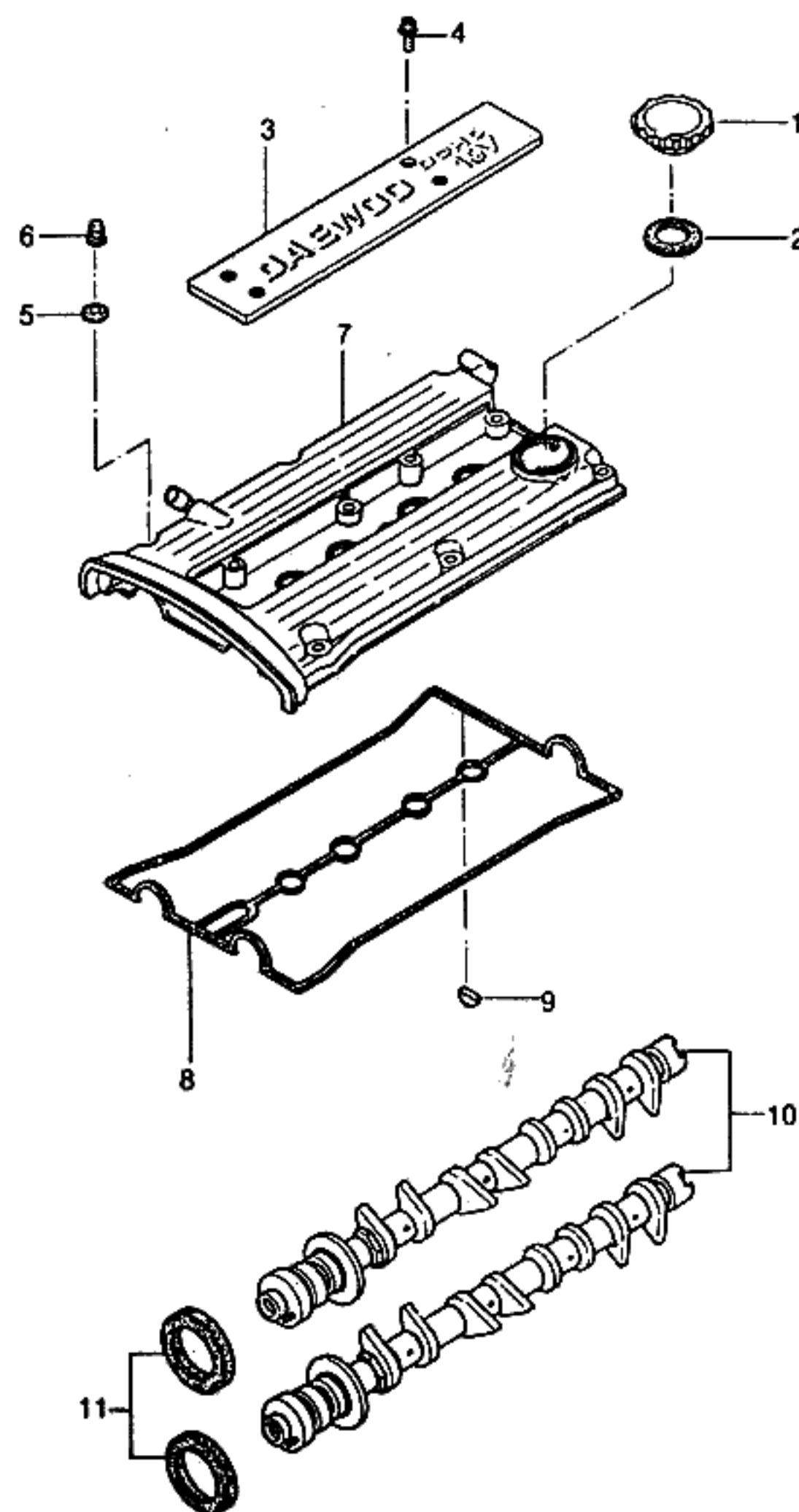




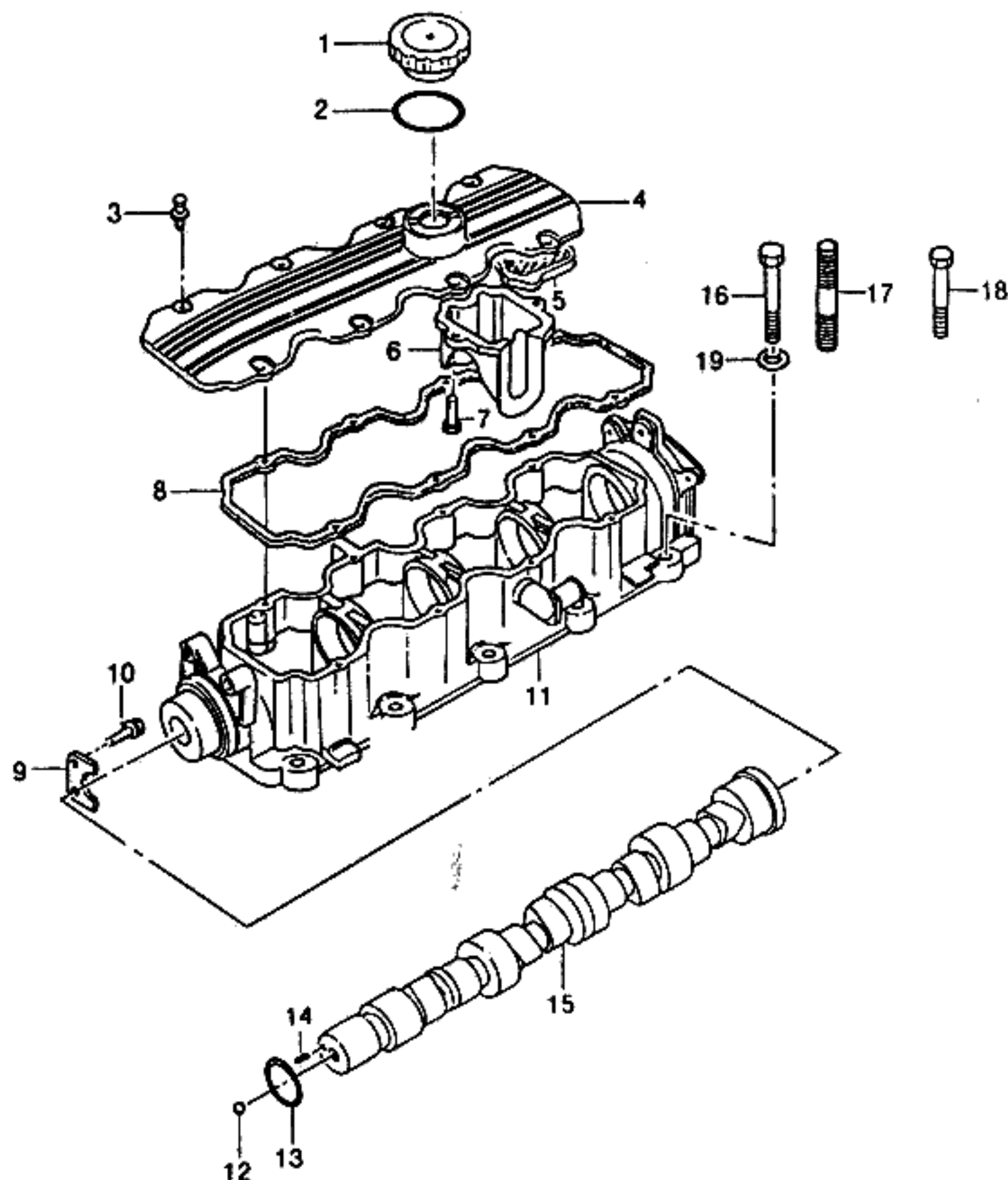
KEY NO.		PART NAME											
I T C	PART NO.	M O D E L						O P T I O N	L / Q T Y R	E F F E C T I V E D A T E		R E M A R K S	P / C O D E
		B D Y	T / A	L E V E L						F R O M	T O		
				I	II	III	IV						
	[01]	(E)HEAD A-CYLINDER (D)ZYLINDERKOPF (F)CULASSE-CYLINDRE (S)CABEZA-CILINDRO											
	92061486	4	-	-	S	-			1	950419			
Y	90280373	4	-	-	S	-			1	950419			
	90280028	4	-	-	-	S			1				
	[04]	(E)PLUG-WATER JACKET (D)STÖPSEL,WASSER MANTEL (F)BOUCHON-JAQUETTE EAU (S)TAPON											
	11067433	4	-	-	S	S			1			STD	
	[05]	(E)CAP-WATER CHAMBER (D)DECKEL,WASSER-KAMMER (F)CHAPEAU-CHAMBRE A EAU (S)TAPA-CAMARA DE AGUA											
	11044142	4	-	-	S	S			A			STD	
	11084312	4	-	-	O	O			A			OVERSIZE	
	[06]	(E)SLEEVE (D)HÜLSE (F)CHEMISE (S)MANGA											
	90144241	4	-	-	S	S			2				
	[07] ✓	(E)GUIDE-VALVE (D)FÜHRING, VENTIL (F)GUIDE-SOUPAPE (S)GUIA-VALVULA											
	90108699	4	-	-	S	S			8			STD	
	90108700	4	-	-	O	O			8			OVERSIZE	
	[08]	(E)CAP-EXHAUST VALVE ROTARY (D)DECKEL,ABGASVENTIL (F)CHAPEAU (S)TAPA-ROTATORIO											
	90106266	4	-	-	S	S			4				
	[09]	(E)SEAT-INTAKE VALVE SPRING (D)SITZ,EINLAß VENTIL (F)SIEGE (S)ASIENTO-RESORTE											
	90128720	4	-	-	S	S			4				
	[10] ✓	(E)SEAL-VALVE STEM (D)DICHTUNG,VENTIL STIEL (F)JOINT-TIGE DE SOUPAPE (S)SELLO-TALLO DE VALVULA											
	90215296	4	-	-	S	S			8				
	[11]	(E)SPRING-VALVE (D)FEDERUNG, VENTIL (F)RESSORT-SOUPAPE (S)RESORTE-VALVULA											
	90410315	4	-	-	S	S			8				
	[12]	(E)CAP-VALVE SPRING (D)DECKEL,VENTIL-FEDERUNG (F)CHAPEAU (S)TAPA-RESORTE DE VALVULA											
	90169987	4	-	-	S	S			8				
BDY(BODY)			T/A(TRANSAXLE)						LEVEL(TRIM LEVEL)				
4 : 4 DOOR			M : MANUAL T/A A : AUTOMATIC T/A						I : GL II : GLX III : CD18 IV : CD20				



KEY NO.		PART NAME												
I T C	PART NO.	MODEL						OPTION	L / R	Q T Y	EFFECTIVE DATE		REMARKS	P / C O D E
		B D Y	T / A	LEVEL							FROM	TO		
				I	II	III	IV							
	[13] <u>90076732</u>	(E)KEY-VALVE SPRING (D)SCHLÜßEL, VENTIL FEDERUNG	4	-	-	S	S				(F)CLE-RESSORT DE SOUPAPE (S)LLAVE-RESORTE DE VALVULA	16		
	[14] <u>90076745</u>	(E)PIECE-VALVE THRUST (D)TEIL, SCHUB	4	-	-	S	S				(F)PIECE-BUTEE DE SOUPAPE (S)PIEZA-EMPUJE VALVULA	8		
	[15] <u>90409194</u>	(E)FOLLOWER-CAM (D)ANHÄNGER, NOCKE	4	-	-	S	S				(F)SATELLITE-CAME (S)SEGUIDOR-LEVA	8		
	[16] <u>05233315</u>	(E)LIFTER-CAM FOLLOWER (D)HEBER, NOCKEN ANHÄNGER	4	-	-	S	S				(F)LEVIER-SATELLITE DE CAME (S)LEVANTADOR	8		
	[17] <u>90323757</u>	(E)VALVE-EXHAUST (D)VENTIL, ABGAS	4	-	-	S	S				(F)SOUPAPE-ECHAPPEMENT (S)VALVULA-ESCAPE	4		
	[18] <u>90220119</u>	(E)VALVE-INTAKE (D)VENTIL, EINLAß	4	-	-	S	S				(F)SOUPAPE-ADMISSION (S)VALVULA-ENTRADA	4		
	[19] <u>92060518</u> Y <u>92062427</u> <u>92060517</u> Y <u>92062330</u>	(E)GASKET-CYLINDER HEAD (D)DICHTUNG, ZYLINDERKOPF	4	-	-	S	-				(F)JOINT-CULASSE CYLINDRE (S)JUNTA	1	951123	
			4	-	-	S	-					1	951123	
			4	-	-	-	S					1	950101	
			4	-	-	-	S					1	950101	
	[20] <u>11047651</u>	(E)PLUG-SCREW (D)STÖPSEL, SCHRAUBEN	4	-	-	S	S				(F)BOUCHON-VIS (S)TAPON-TORNILLO	1		M10x1
	[21] <u>90106924</u>	(E)BOLT-STUD (D)STIFTSCHRAUBE	4	-	-	S	S				(F)BOULON-TETON (S)PERNO-ESPIGA	8		M8x25
BDY(BODY)		T/A(TRANSAXLE)								LEVEL(TRIM LEVEL)				
4 : 4 DOOR		M : MANUAL T/A A : AUTOMATIC T/A								I : GL II : GLX III : CD18 IV : CD20				

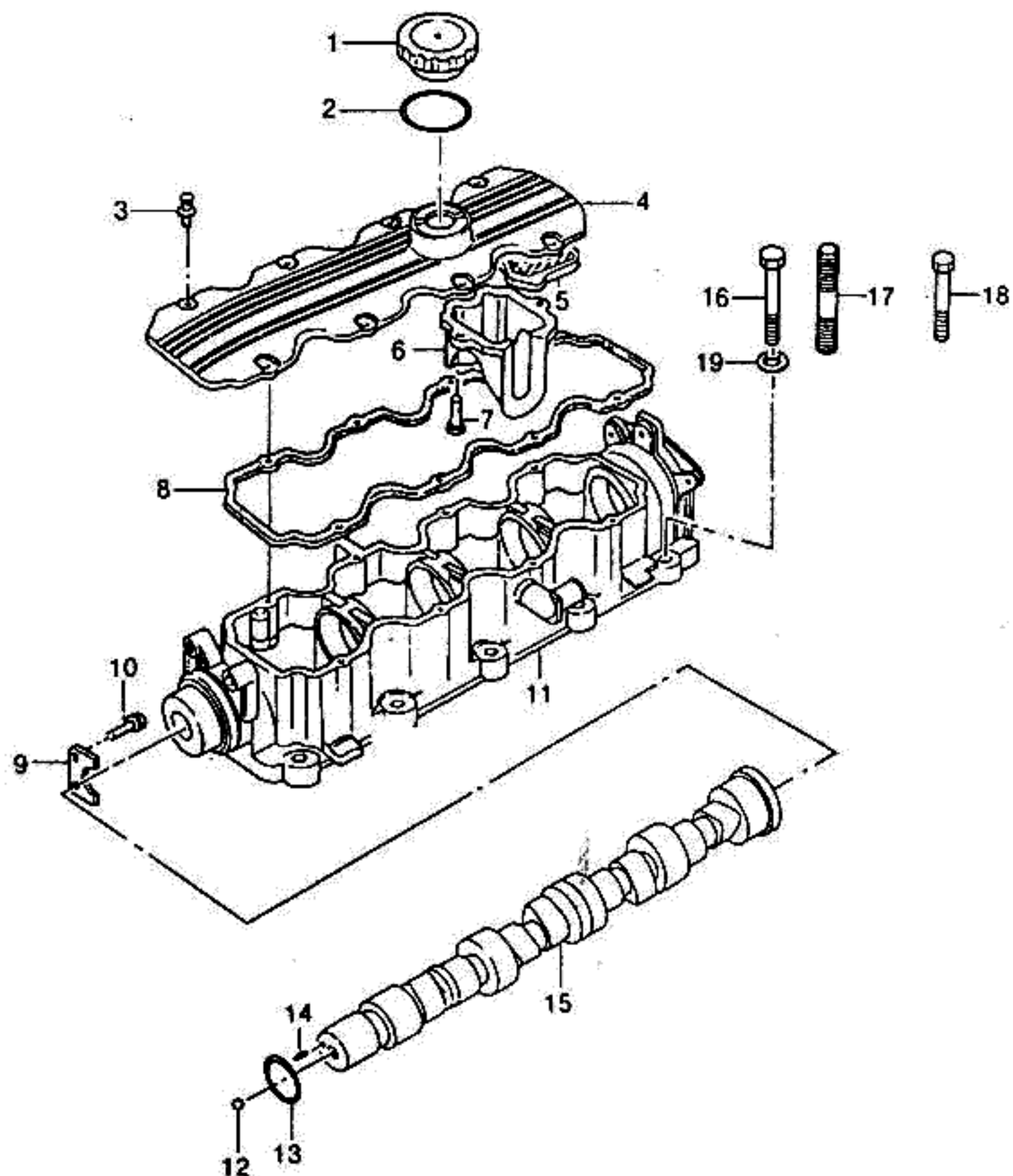


KEY NO.		PART NAME											P / CODE	
I T C	PART NO.	M O D E L						OPTION	L / R	Q T Y	EFFECTIVE DATE			REMARKS
		B D Y	T / A	LEVEL							FROM	TO		
				I	II	III	IV							
	[01] 96181843	(E)CAP A-BAYONET JOINT (D)DECKEL,BAYONETTEN-GLIED	4	S	S	-	-		(F)CHAPEAU-JOINT BAYONETTE (S)TAPA-UNION DE BAYONETA	1				
	[02] 96181851	(E)SEAL-BAYONET CAP (D)DICHTUNG,BAYONNETTE	4	S	S	-	-		(F)JOINT-CHAPEAU BAYONETTE (S)SELLO-TAPA DE BAYONETA	1				
	[03] 96130711-A	(E)COVER-SPARK PLUG (D)DECKEL,KERZENZÜNDER	4	S	S	-	-		(F)CARTER-BOUGIE (S)CUBIERTA-BUJIAS	1				
	[04] 96143249	(E)SCREW (D)SCHRAUBE	4	S	S	-	-		(F)VIS (S)TORNILLO	4		M6x12		
	[05] 96144569-A	(E)WASHER-SEALING (D)DICHTUNGSRING	4	S	S	-	-		(F)RONDELLE-ETANCHEITE (S)ARANDELA-SELLANTE	11				
	[06] 96144432	(E)NUT-FLANGE CAP (D)MUTTER,GEFLANSCHTE KAPPE	4	S	S	-	-		(F)ECROU-CHAPEAU A FLASQUES (S)TUERCA-TAPO CON PESTAÑA	11				
	[07] 96143186-B	(E)COVER A-CAMSHAFT (D)DECKEL,NOCKENWELLE	4	S	S	-	-		(F)CARTER-ARBRE A CAMES (S)CUBIERTA-CIGUEÑAL	1				
	[08] 96144620	(E)GASKET-CAMSHAFT COVER (D)DICHTUNG	4	S	S	-	-		(F)JOINT-CARTER (S)JUNTA	1				
	[09] 96144621	(E)SEAL (D)DICHTUNG	4	S	S	-	-		(F)JOINT D'ETANCHEITE (S)SELLO	1				
	[10] K5094005805	(E)CAMSHAFT (D)NOCKENWELLE	4	S	S	-	-		(F)ARBRE A CAMES (S)CIGUEÑAL	2				
	[11] 5094005604	(E)SEAL-CAMSHAFT,FRONT (D)DICHTUNG,NOCKENWELLE	4	S	S	-	-		(F)JOINT-ARBRE A CAMES,AVANT (S)SELLO-ARBOL DE LEVA	2				
BDY(BODY)			T/A(TRANSAXLE)						LEVEL(TRIM LEVEL)					
4 : 4 DOOR			M : MANUAL T/A A : AUTOMATIC T/A						I : GL II : GLX III : CD18 IV : CD20					

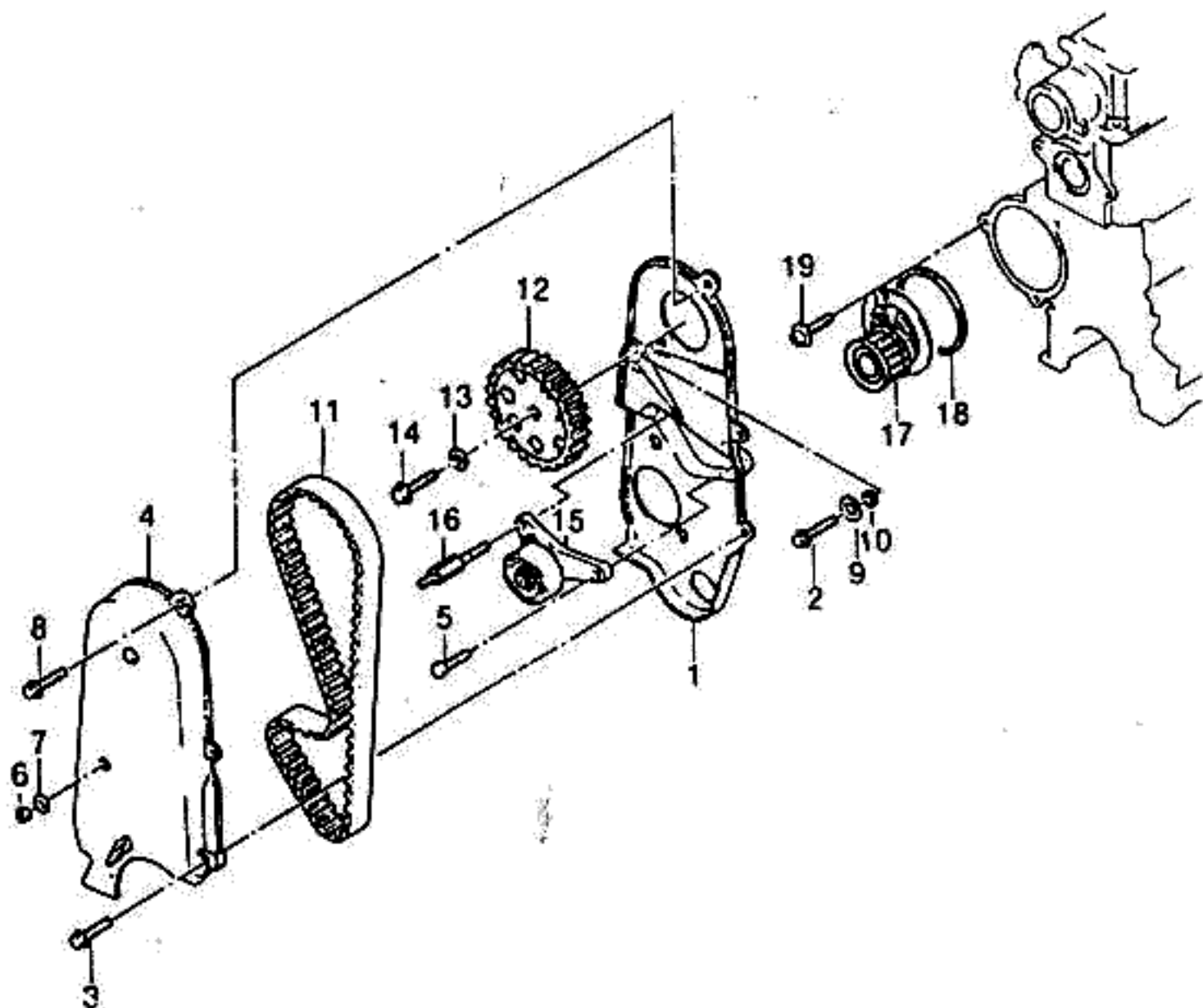


KEY NO.		PART NAME												
I T C	PART NO.	M O D E L						OPTION	L / R	Q T Y	EFFECTIVE DATE		REMARKS	P / C O D E
		B D Y	T / A	LEVEL							FROM	TO		
				I	II	III	IV							
	[01]	(E)CAP A-BAYONET JOINT (D)DECKEL,BAYONETTEN-GLIED						(F)CHAPEAU-JOINT BAYONETTE (S)TAPA-UNION DE BAYONETA						
	96181843	4	-	-	S	S				1				
	[02] ✓	(E)SEAL-BAYONET CAP (D)DICHTUNG,BAYONNETTE						(F)JOINT-CHAPEAU BAYONETTE (S)SELLO-TAPA DE BAYONETA						
	96181851	4	-	-	S	S				1				
	[03] ✓	(E)SCREW (D)SCHRAUBE						(F)VIS (S)TORNILLO						
	11055135	4	-	-	S	S				8			M6x18Z3	
	[04]	(E)COVER A-CAMSHAFT SUPPORT (D)DECKEL,NOCKENWELLE-TRÄG						(F)COUVERTURE (S)CUBIERTA						
	92060446	4	-	-	S	S				1				
	[05] ✓	(E)FILTER PKG-ENGINE (D)FILTER-PACKET						(F)TROUSSE FILTRE (S)PAQUETE DE FILTRO						
	90128374	4	-	-	S	S				1				
	[06]	(E)HOUSING-VENTILATION (D)GEHÄUSE,VENTILATOR						(F)LOGEMENT-VENTILATION (S)CARCASA-VENTILACION						
	90200857	4	-	-	S	S				1				
	[07]	(E)BOLT-VENTILATION HOUSING (D)SCHRAUBE						(F)BOULON (S)PERNO						
	11085111	4	-	-	S	S				2				
	[08] ✓	(E)GASKET-CAMSHAFT SUPPORT (D)DICHTUNG						(F)JOINT-SUPPORT (S)JUNTA-APOYO DEL CIGUEÑAL						
	638192	4	-	-	S	S				1			950101	
	Y 90412303	4	-	-	S	S				1			950101	
	[09]	(E)PLATE-CAMSHAFT PRESSURE (D)PLATTE,KURBELWELLE DRUCK						(F)PLAQUE (S)PLACA						
	90233647	4	-	-	S	S				1				
	[10]	(E)SCREW-RETAINER (D)SCHRAUBE,HALTER						(F)VIS-ARRETOIR (S)TORNILLO-RETENEDOR						
	90264407	4	-	-	S	S				2				
	[11]	(E)SUPPORT A-CAMSHAFT (D)TRÄGER,NOCKENWELLE						(F)SUPPORT-ARBRE A CAMES (S)SOPORTE-ARBOL DE LEVA						
	90284106	4	-	-	S	S				1				

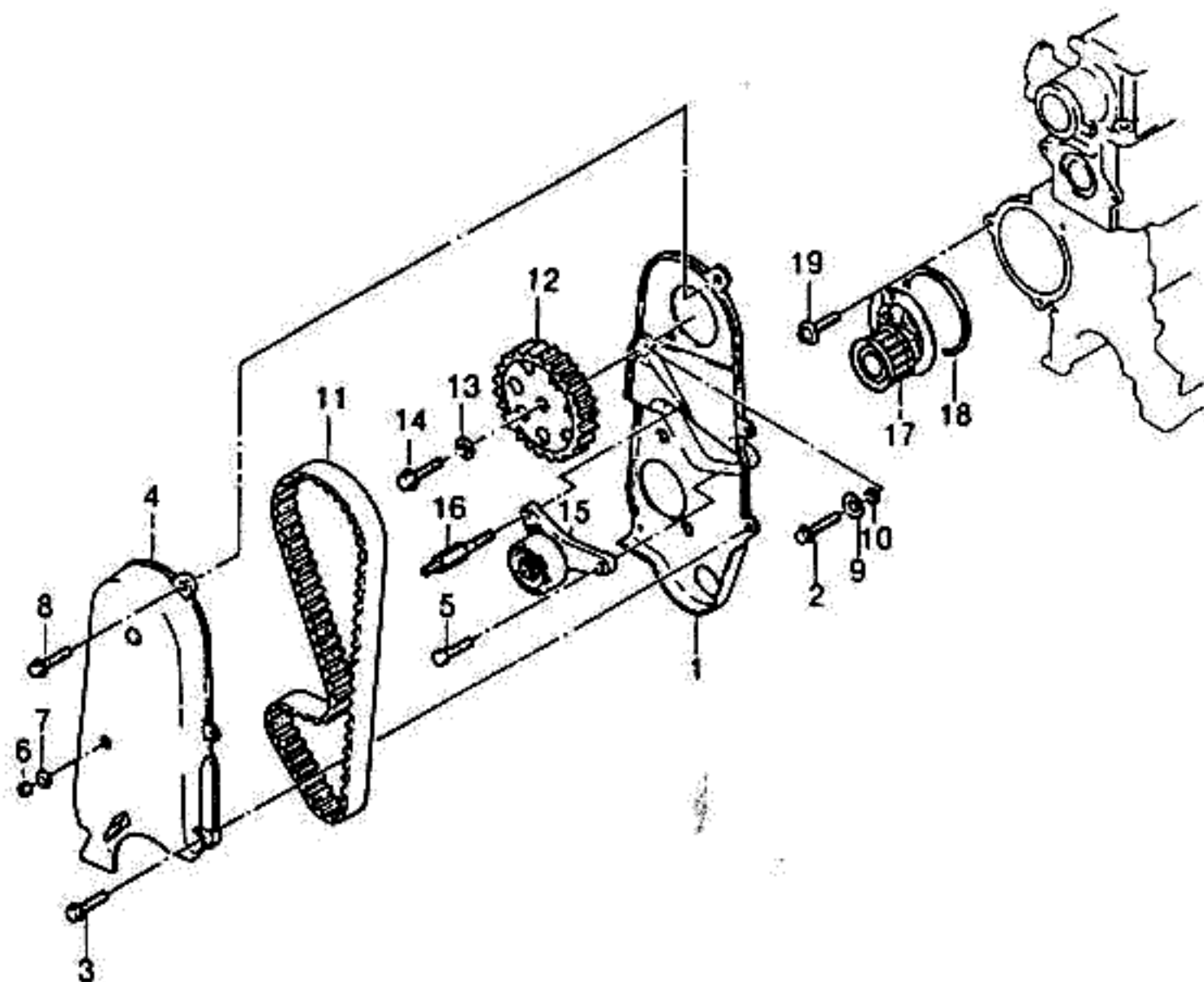
BDY(BODY)	T/A(TRANSAXLE)	LEVEL(TRIM LEVEL)
4 : 4 DOOR	M : MANUAL T/A A : AUTOMATIC T/A	I : GL II : GLX III : CD18 IV : CD20



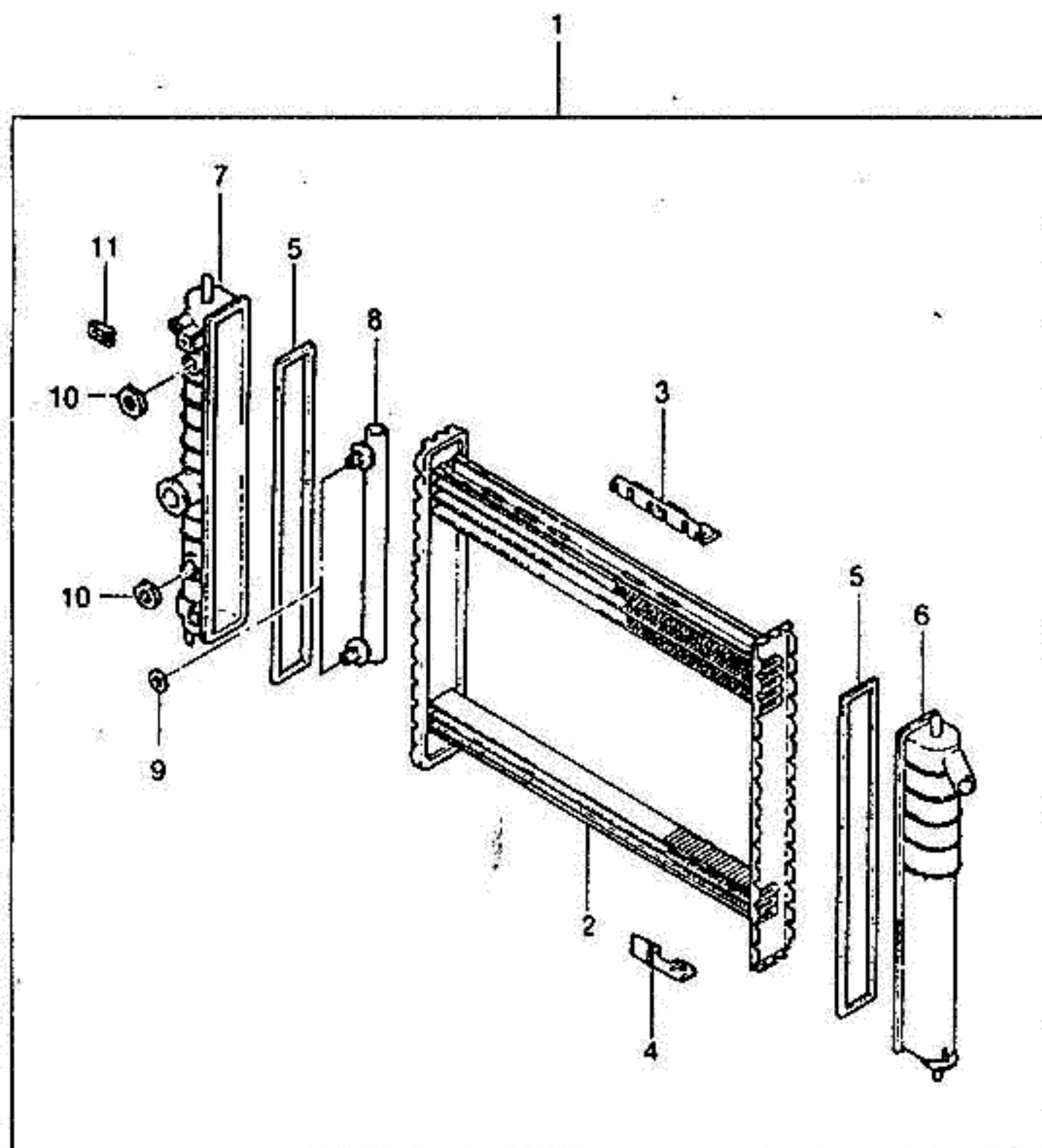
KEY NO.		PART NAME												
I T C	PART NO.	M O D E L				OPTION	L / R	Q T Y	EFFECTIVE DATE		REMARKS	P / C O D E		
		B D Y	T / A	LEVEL					FROM	TO				
				I	II								III	IV
	[12] 11011286	(E)BALL (D)KUGEL 4	-	-	S	S		(F)BOULE (S)BOLA 2						
	[13] 90122609	(E)RING-SHAFT SEAL (D)RING,STAB DICHTUNG 4	-	-	S	S		(F)ANNEAU-JOINT D'ARBRE (S)ANILLO-BROCHE DE EJE 1			35x48x7			
	[14] 11055129	(E)PIN-DOWEL (D)STIFT,DÜBEL 4	-	-	S	S		(F)BROCHE-GOUJON (S)PASADOR-CLAVIJA 2						
	[15] 90232446	(E)CAMSHAFT (D)NOCKENWELLE 4	-	-	S	S		(F)ARBRE A CAMES (S)CIGUEÑAL 1						
	[16] 90325498	(E)BOLT-CYLINDER HEAD (D)SCHRAUBE,ZYLINDERKOPF 4	-	-	S	S		(F)BOULON-CULASSE (S)PERNO-TAPA DE CILINDRO 7						
	[17] 10031211	(E)BOLT-CYLINDER HEAD (D)SCHRAUBE,ZYLINDERKOPF 4	-	-	S	S		(F)BOULON-CULASSE (S)PERNO-TAPA DE CILINDRO 2						
	[18] 10031214	(E)BOLT-CYLINDER HEAD (D)SCHRAUBE,ZYLINDERKOPF 4	-	-	S	S		(F)BOULON-CULASSE (S)PERNO-TAPA DE CILINDRO 1						
	[19] 90325497	(E)WASHER (D)DICHTUNGSRING 4	-	-	S	S		(F)RONDELLE (S)ARANDELA 10						
BDY(BODY)		T/A(TRANSAXLE)						LEVEL(TRIM LEVEL)						
4 : 4 DOOR		M : MANUAL T/A A : AUTOMATIC T/A						I : GL II : GLX III : CD18 IV : CD20						



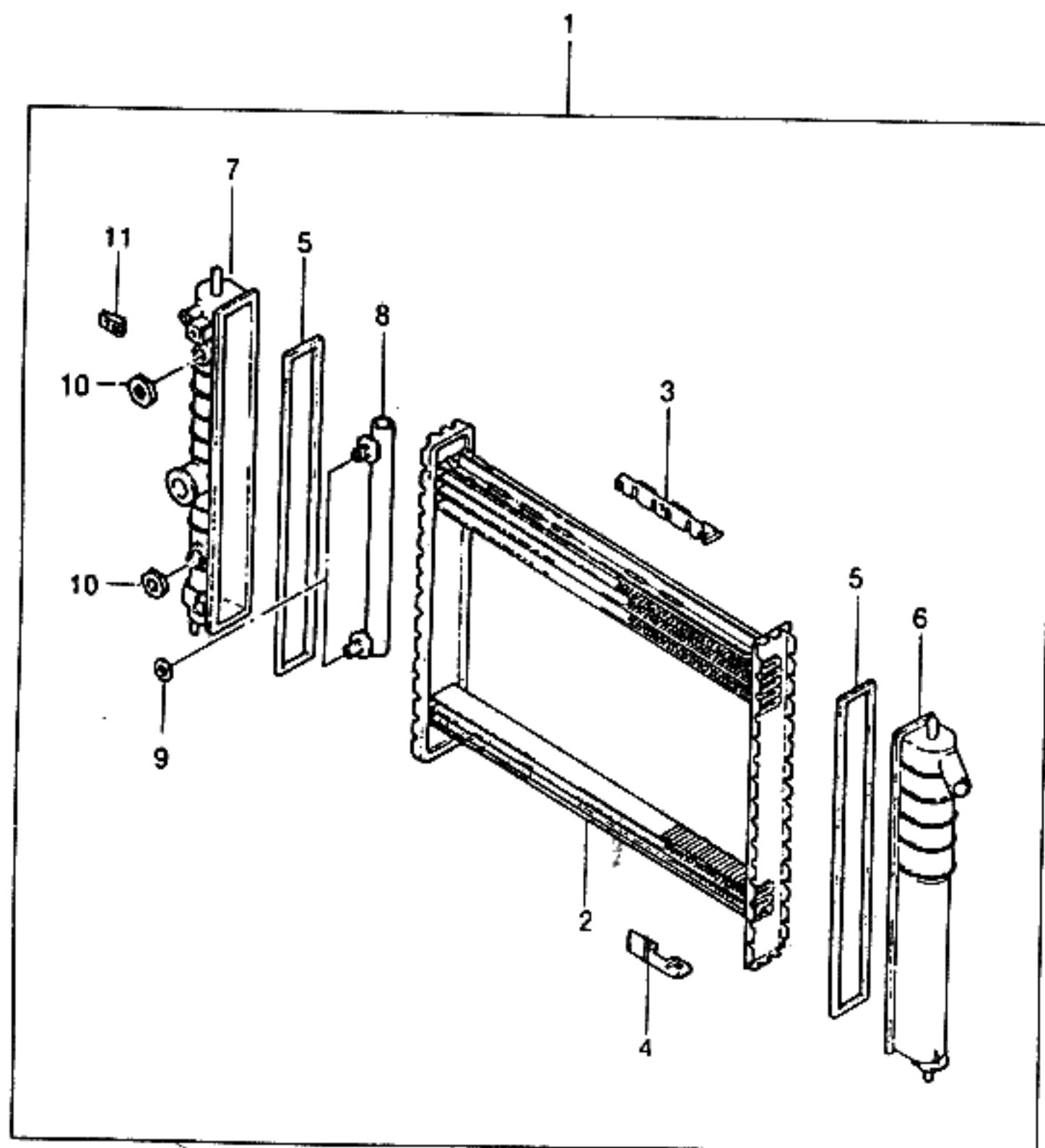
KEY NO.		PART NAME												
I T C	PART NO.	M O D E L						OPTION	L / R	Q T Y	EFFECTIVE DATE		REMARKS	P / C O D E
		B D Y	T / A	LEVEL							FROM	TO		
				I	II	III	IV							
	[01] 10068587	(E)COVER-TIMING BELT,REAR (D)DECKEL,ZÜNDFOLGE-GURT 4	-	-	S	S		(F)CARTER (S)CUBIERTA-CORREA DISTRIBUC 1						
	[02] 11090452	(E)SCREW-COVER (D)SCHRAUBE,DECKEL 4	-	-	S	S		(F)VIS (S)TORNILLO-CUBIERTA 2						
	[03] 11088871	(E)SCREW-COVER (D)SCHRAUBE,DECKEL 4	-	-	S	S		(F)VIS (S)TORNILLO-CUBIERTA 2						
	[04] 10068528	(E)COVER-TIMING BELT,FRONT (D)DECKEL,ZÜNDFOLGE-GURT 4	-	-	S	S		(F)CARTER (S)CUBIERTA-CORREA DISTRIBUC 1						
	[05] 11087871	(E)SCREW-HEX HEAD (D)SCHRAUBE 4	-	-	S	S		(F)VIS (S)TORNILLO 3				M6x13		
	[06] 52250938	(E)NUT (D)MÜTTER 4	-	-	S	S		(F)ECROU (S)TUERCA 1						
	[07] 11035616	(E)WASHER (D)DICHTUNGSRING 4	-	-	S	S		(F)RONDELLE (S)ARANDELA 1						
	[08] 1336957	(E)SCREW-COVER (D)SCHRAUBE,DECKEL 4	-	-	S	S		(F)VIS (S)TORNILLO-CUBIERTA 1						
	[09] 90220439	(E)GROMMET-TIMING BELT RR CO (D)ÖSE,ZÜNDFOLGEGURT 4	-	-	S	S		(F)VIROLE (S)AISLANTE 2						
	[10] 10068549	(E)SLEEVE-TIMING BELT COVER (D)HÜLSE 4	-	-	S	S		(F)CHEMISE (S)MANGA 2						
	[11] 10068553	(E)BELT A-TOOTH (D)GURT,ZÜNDFOLGESTEUERUNG 4	-	-	S	S		(F)COURROIE (S)CORREA-TIEMPO 1						
BDY(BODY)		T/A(TRANSAXLE)						LEVEL(TRIM LEVEL)						
4 : 4 DOOR		M : MANUAL T/A A : AUTOMATIC T/A						I : GL II : GLX III : CD18 IV : CD20						



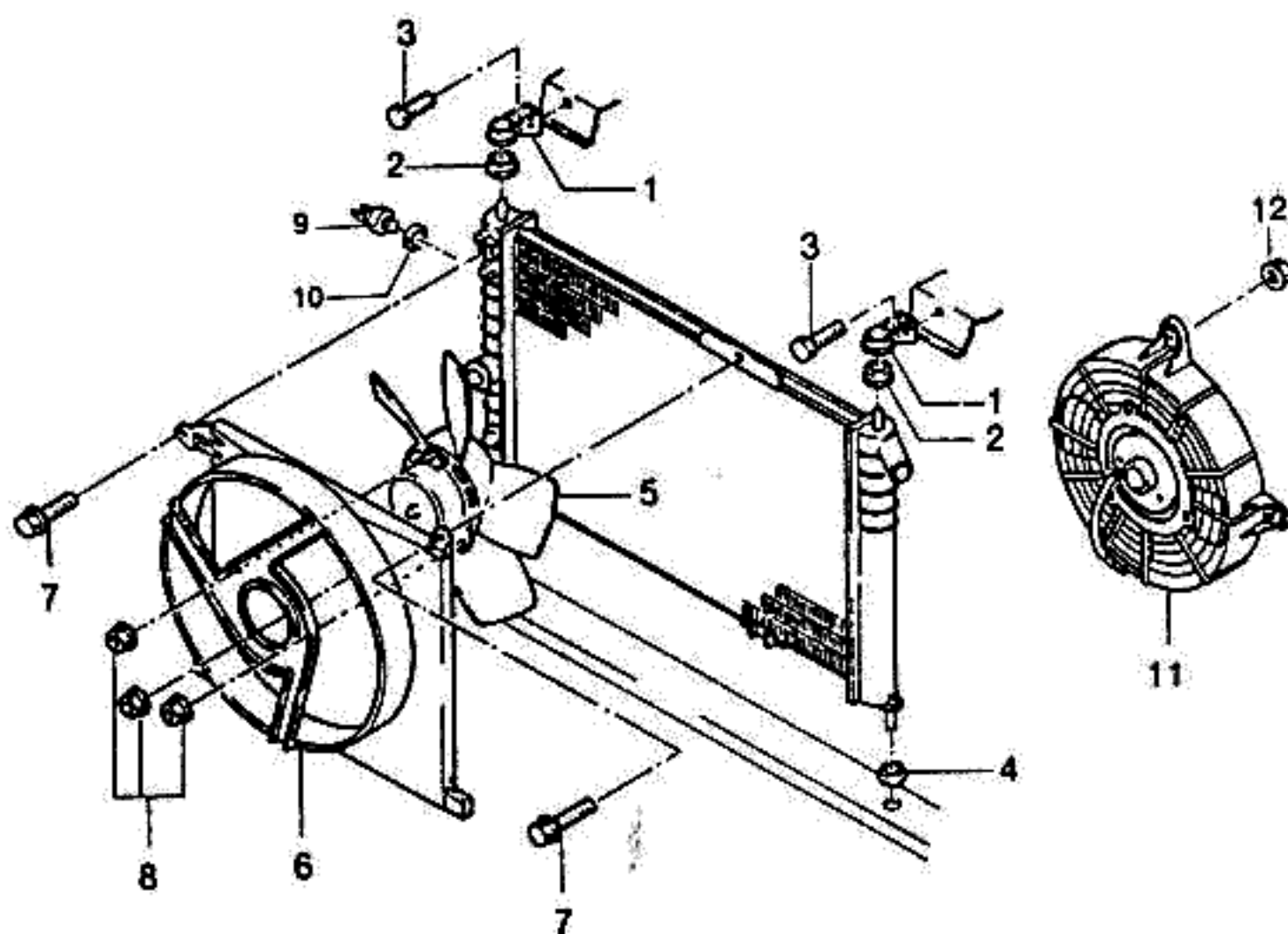
KEY NO.			PART NAME											
I T C	PART NO.	M O D E L						OPTION	L / R	Q T Y	EFFECTIVE DATE		REMARKS	P / C O D E
		B D Y	T / A	LEVEL							FROM	TO		
				I	II	III	IV							
	[12]	(E)GEAR-CAMSHAFT (D)GETRIEBE,NOCKENWELLE									(F)ENGRENAGE-ARBRE A CAMES (S)ENGRANAJE-ARBOL DE LEVAS			
	90106633	4	-	-	S	S					1			
	[13]	(E)WASHER (D)DICHTUNGSRING									(F)RONDELLE (S)ARANDELA			
	90067443	4	-	-	S	S					1			
	[14]	(E)SCREW-CAMSHAFT GEAR (D)SCHRAUBE									(F)VIS (S)TORNILLO			
	11073823	4	-	-	S	S					1			
	[15]	(E)TENSIONER A-TIMING BELT (D)SPANNUNG									(F)TENDEUR-COURROIE (S)TENSOR			
	93202400	4	-	-	S	S					1			
	[16]	(E)STUD (D)STEG									(F)TOURILLON (S)TRAVESAÑO			
	10103538	4	-	-	S	S					1			
	[17]	(E)PUMP A-WATER (D)PUMPE,WASSER									(F)POMPE-EAU (S)BOMBA-AGUA			
	M40196	4	-	-	S	S					1	950101	NO SERVICE	
	Y 90220568	4	-	-	S	S					1	950101 951101	NO SERVICE	
	O 90284802	4	-	-	S	S					1	951101		
	[18]	(E)RING-WATER PUMP SEAL (D)RING,WASSERPUMPE									(F)ANNEAU (S)ANILLO-SELLO			
	90322506	4	-	-	S	S					1			
	[19]	(E)SCREW-WATER PUMP & BLOCK (D)SCHRAUBE									(F)VIS (S)TORNILLO			
	1334918	4	-	-	S	S					3			
BDY(BODY)			T/A(TRANSAXLE)						LEVEL(TRIM LEVEL)					
4 : 4 DOOR			M : MANUAL T/A A : AUTOMATIC T/A						I : GL II : GLX III : CD18 IV : CD20					



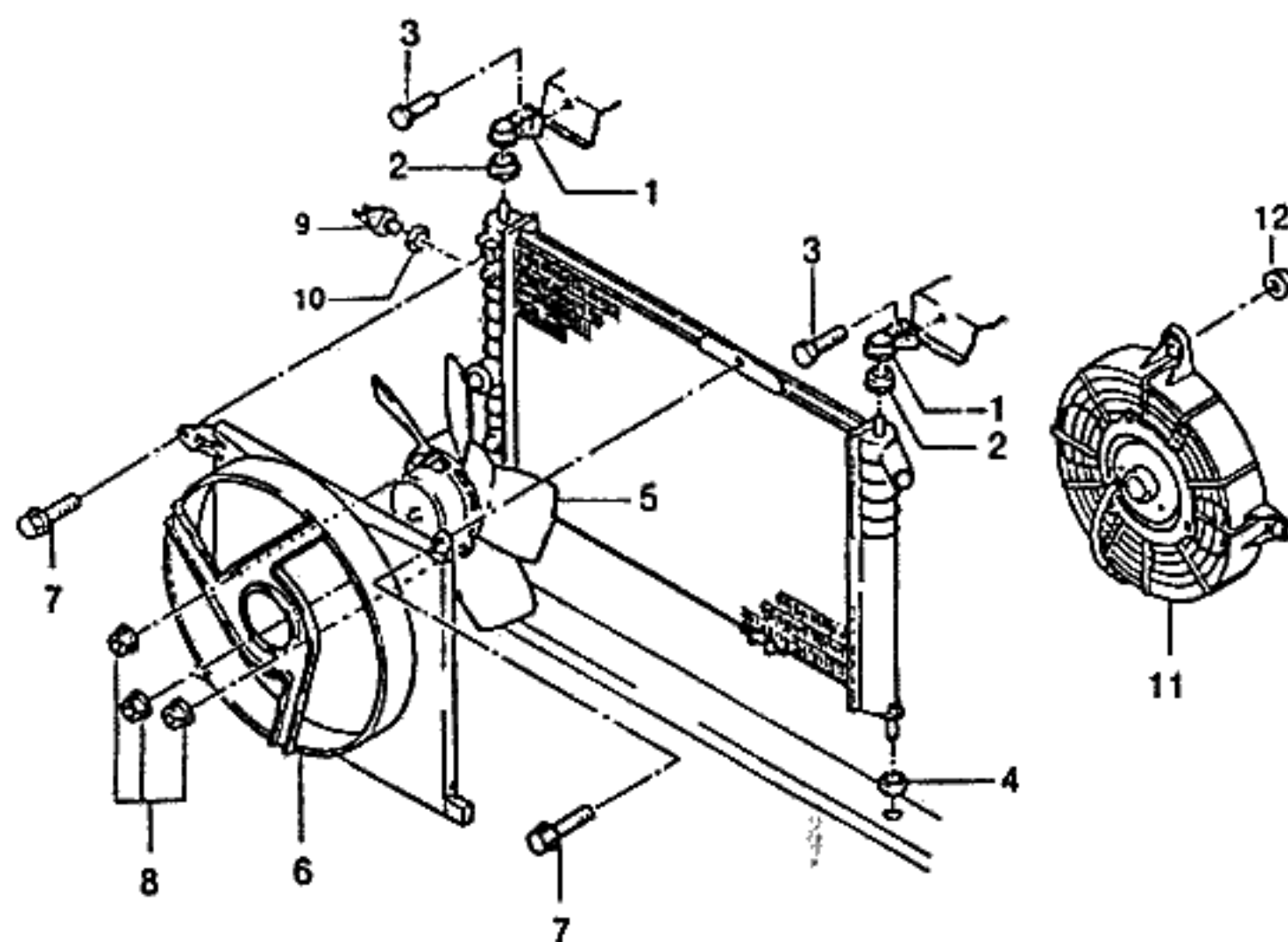
KEY NO.		PART NAME												
I T C	PART NO.	M O D E L				OPTION	L / R	Q T Y	EFFECTIVE DATE		REMARKS	P / C O D E		
		B D Y	T / A	LEVEL					FROM	TO				
				I	II								III	IV
	[01]	(E)RADIATOR A (D)KÜHLER							(F)RADIATEUR (S)RADIADOR					
	96109532	4	M	S	S	S	S	&EF6-KL9	1			JA		
	96182648	4	A	O	O	O	O	&EF6-KL9	1			JI		
	96143948	4	M	A	A	A	A	&EFS/KL9	1			JE		
	96144460	4	A	A	A	A	A	&EFS/KL9	1			JG		
	[02]	(E)CORE-RADIATOR (D)GEHÄUSE,KÜHLER							(F)NOYAU-RADIATEUR (S)NUCLEO-RADIADOR					
	03096556	4		S	S	S	S		1					
	[03]	(E)BRACKET-SHROUD MOUNT,UPR (D)TRÄGER,HÜLLE-MONTAGE,OBE							(F)SUPPORT (S)SOPORTE-MONTAJE DE TAPADO					
	52453749	4		S	S	S	S		1					
	[04]	(E)BRACKET-SHROUD (D)TRÄGER,HÜLLE-MONTAGE							(F)SUPPORT (S)SOPORTE-MONTAJE DE TAPADO					
	03093542	4		S	S	S	S		1					
	[05]	(E)GASKET-WATER TANK (D)DICHTUNG							(F)JOINT-RESERVOIR D'EAU (S)JUNTA-TANQUE DE AGUA					
	52453739	4		S	S	S	S		2					
	[06]	(E)SHELL-TANK,INLET (D)GEHÄUSE,EINFUHR TANK							(F)ENVELOPPE (S)CAPARAZON-TANQUE					
	03054307	4		S	S	S	S		1					
	[07]	(E)SHELL-TANK,OUTLET (D)GEHÄUSE,AUSFUHR TANK							(F)ENVELOPPE (S)CAPARAZON-TANQUE					
	07111614	4	M	A	A	A	A	&EFS	1					
	07111615	4	A	A	A	A	A	&EFS	1					
	07111608	4	M	S	S	S	S	&EF6	1					
	07111609	4	A	O	O	O	O	&EF6	1					
	[08]	(E)CORE-OIL COOLER (D)GEHÄUSE,ÖL KÜHLER							(F)NOYAU (S)NUCLEO-ENFRIADOR					
	52451572	4	A	A	A	A	A	&EFS	1					
	620468	4	A	O	O	O	O	&EF6	1					
	[09]	(E)RING-SEAL (D)RING,DICHTUNG							(F)ANNEAU-JOINT (S)ANILLO-SELLO					
BDY(BODY)		T/A(TRANSAXLE)						LEVEL(TRIM LEVEL)						
4 : 4 DOOR		M : MANUAL T/A A : AUTOMATIC T/A						I : GL II : GLX III : CD18 IV : CD20						



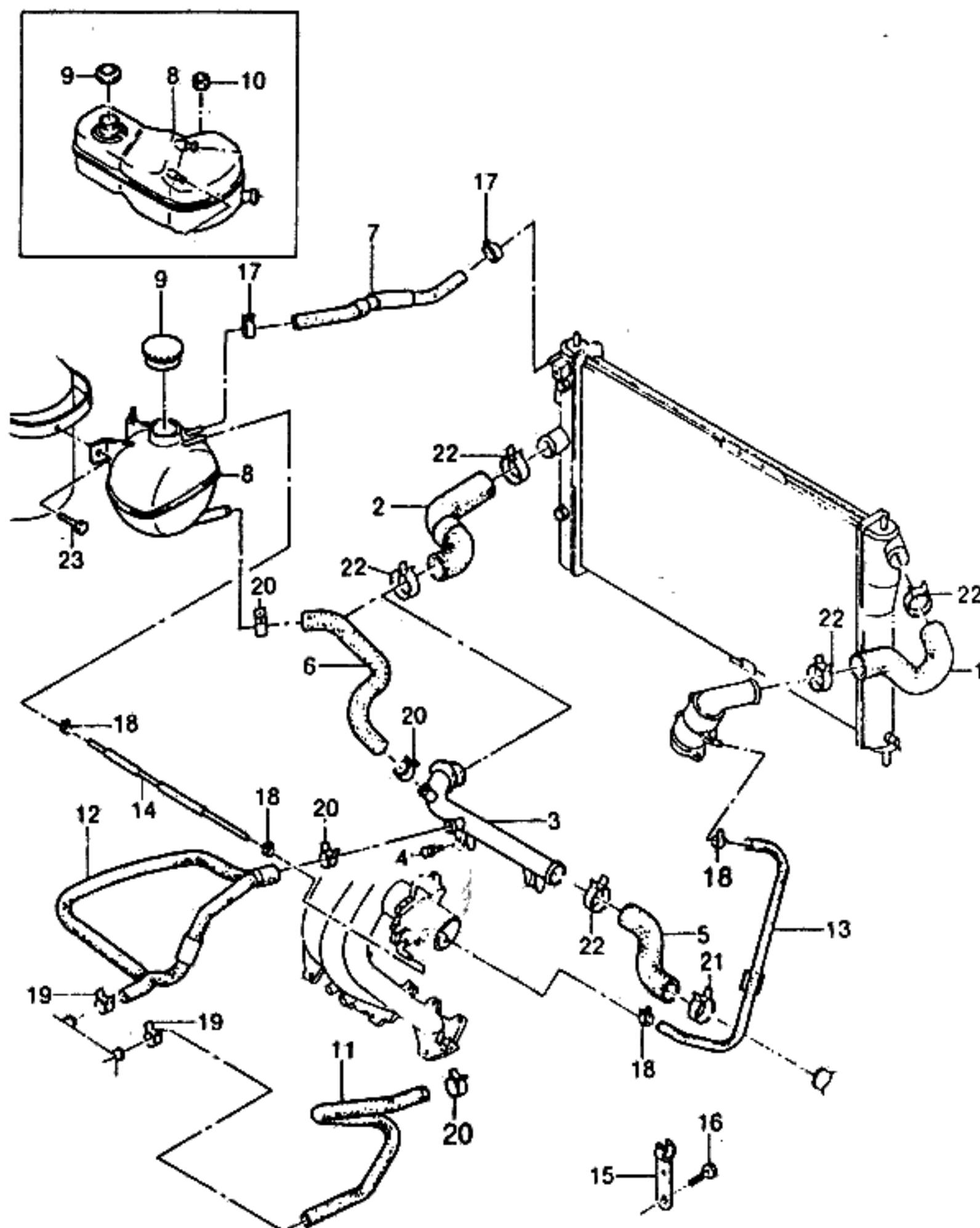
KEY NO.		PART NAME												
I T C	PART NO.	M O D E L				OPTION	L / R	Q T Y	EFFECTIVE DATE		REMARKS	P / C O D E		
		B D Y	T / A	LEVEL					FROM	TO				
				I	II								III	IV
	07111611 [10]	4		S	S	S	S			2				
	07111249 [11]	4		S	S	S	S			2	M20x10			
	52453737	4		S	S	S	S			1				
BDY(BODY)		T/A(TRANSAXLE)						LEVEL(TRIM LEVEL)						
4 : 4 DOOR		M : MANUAL T/A A : AUTOMATIC T/A						I : GL II : GLX III : CD18 IV : CD20						



KEY NO.		PART NAME												
I T C	PART NO.	M O D E L						O P T I O N	L / R	Q / T Y	E F F E C T I V E D A T E		R E M A R K S	P / C O D E
		B D Y	T / A	L E V E L							F R O M	T O		
				I	II	III	IV							
	[01] 96144748	(E)BRACKET-RADIATOR (D)TRÄGER 4		S	S	S	S		(F)SUPPORT (S)SOPORTE 2					
	[02] 96144747	(E)BUMPER-FRONT PANEL,UPPER (D)STOBSTANGE 4		S	S	S	S		(F)PARE-CHOC (S)TOPE 2					
	[03] 96180872	(E)SCREW (D)SCHRAUBE 4		S	S	S	S		(F)VIS (S)TORNILLO 2			M6x15		
	[04] 96144837	(E)BUMPER-CROSSMEMBER (D)STOBSTANGE 4		S	S	S	S		(F)PARE-CHOC (S)TOPE 2					
	[05] 96144698	(E)BLOWER A-RADIATOR (D)BLÄSER,KÜHLER 4		O	O	O	O	&REF	(F)VENTILATEUR-RADIATEUR (S)VENTILADOR-RADIADOR 1			12A		
	[06] 90299558	(E)SHROUD-RADIATOR (D)MANTEL,KÜHLER 4		S	S	S	S		(F)BOUCLIER-RADIATEUR (S)CUBIERTA-RADIADOR 1					
	[07] 90324736	(E)SCREW (D)SCHRAUBE 4		S	S	S	S		(F)VIS (S)TORNILLO 2					
	[08] 11086942	(E)NUT-HEX HEAD (D)MÜTTER 4		S	S	S	S		(F)ECROU (S)TUERCA 3			M6		
	[09] 96181814	(E)SWITCH-TEMPERATURE (D)SCHALTER,TEMPERATUR 4		A	A	A	A	&EFS	(F)COMMUTATEUR-TEMPERATURE (S)INTERRUPTOR-TEMPERATURA 1					
	[10] 11079631	(E)RING-SEAL (D)RING,DICHTUNG 4		A	A	A	A	&EFS	(F)ANNEAU-JOINT (S)ANILLO-SELLO 1			22x27		
	[11] 96164864	(E)BLOWER A-AUXILIARY (D)BLÄSER,ZUSATZ 4		O	O	O	O	&AC&REF	(F)VENTILATEUR-AUXILIAIRE (S)VENTILADOR-AUXILIAR 1					
BDY(BODY)		T/A(TRANSAXLE)							LEVEL(TRIM LEVEL)					
4 : 4 DOOR		M : MANUAL T/A A : AUTOMATIC T/A							I : GL II : GLX III : CD18 IV : CD20					

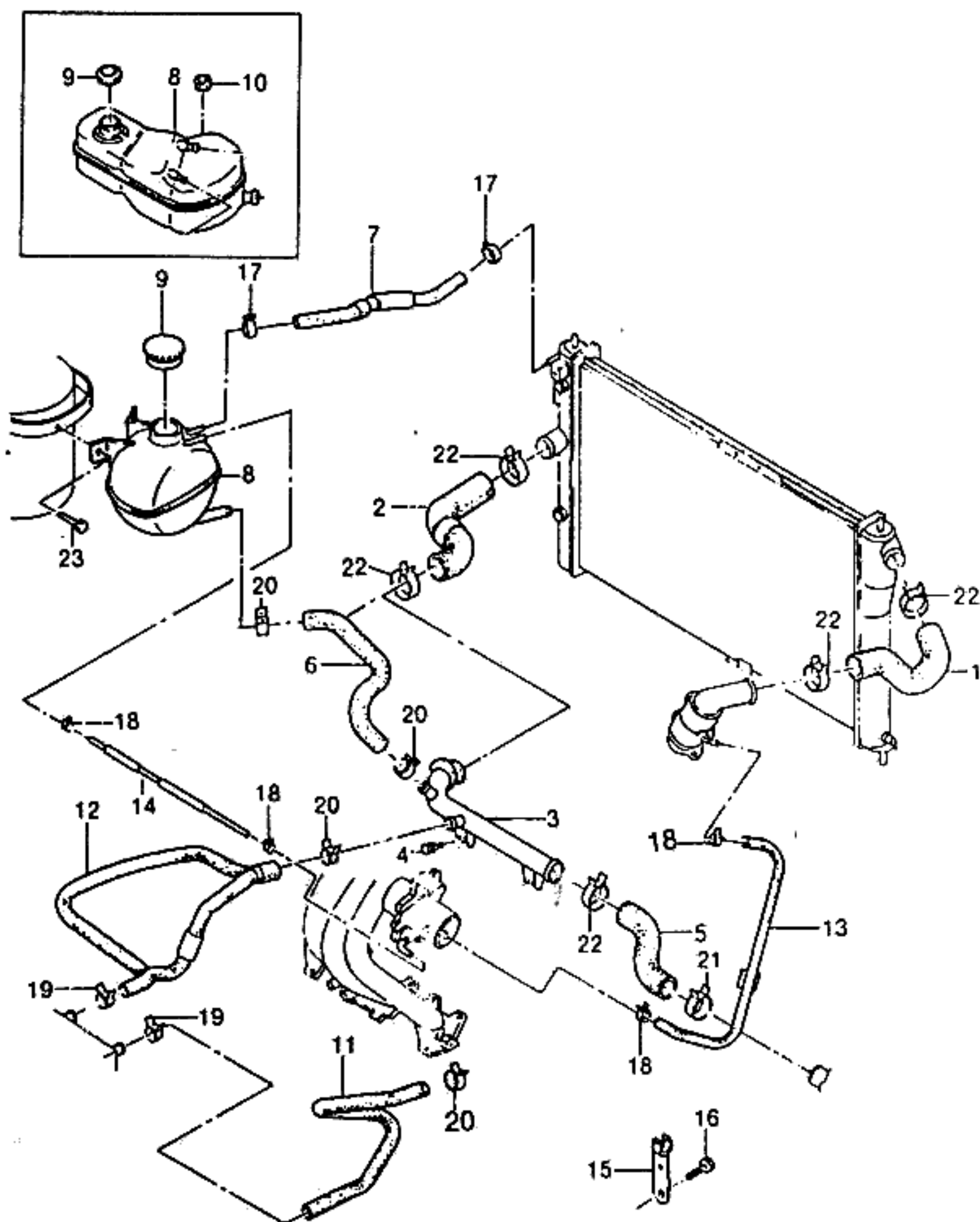


KEY NO.		PART NAME												
I T C	PART NO.	M O D E L						O P T I O N	L / R	Q T Y	E F F E C T I V E D A T E		R E M A R K S	P / C O D E
		B D Y	T / A	L E V E L							F R O M	T O		
				I	II	III	IV							
	[12] 11063471	(E)NUT-HEX HEAD (D)MUTTER 4		O	O	O	O	&AC&REF		(F)ECROU (S)TUERCA 3			M6x18	
BDY(BODY)		T/A(TRANSAXLE)						LEVEL(TRIM LEVEL)						
4 : 4 DOOR		M : MANUAL T/A A : AUTOMATIC T/A						I : GL II : GLX III : CD18 IV : CD20						



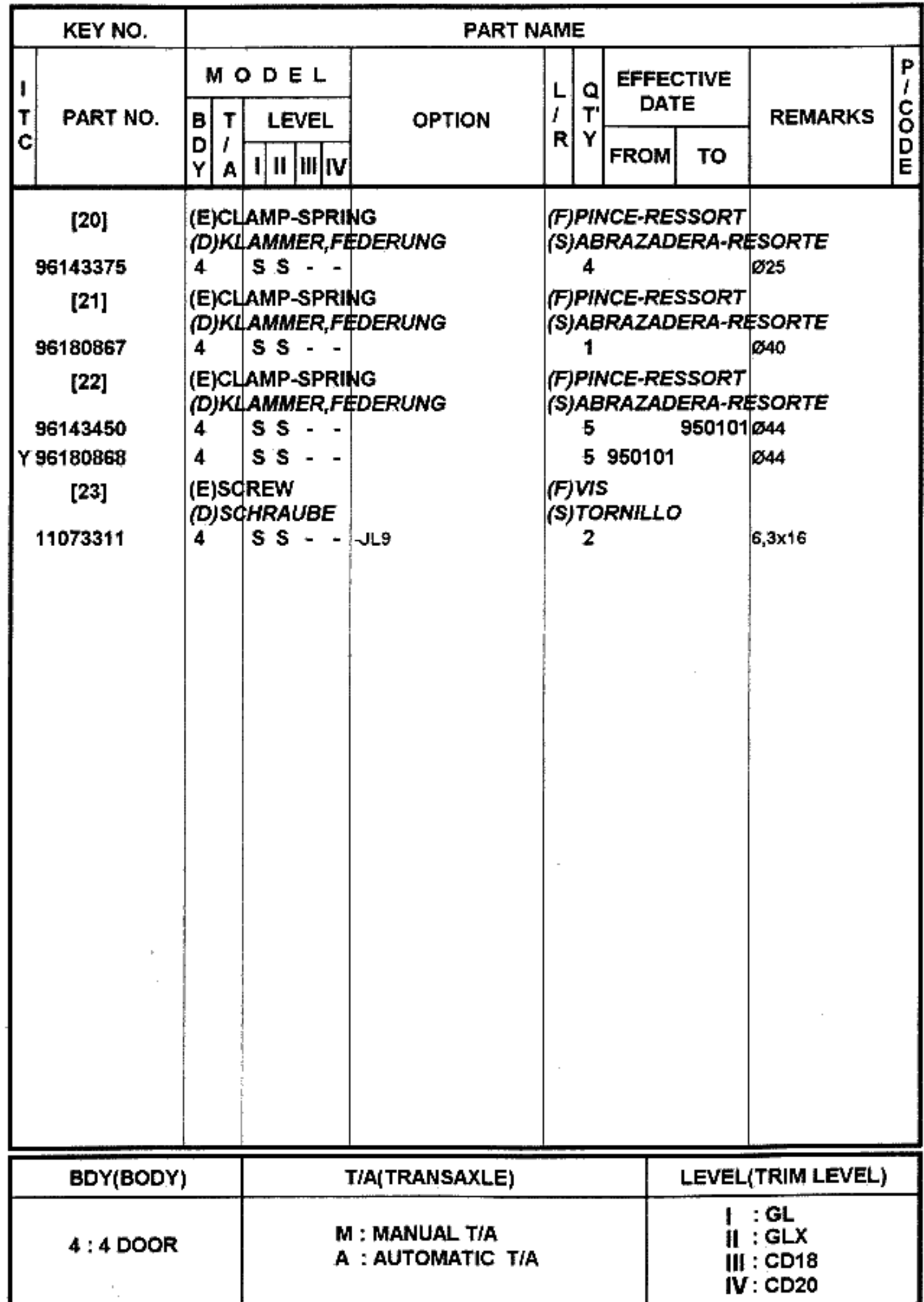
KEY NO.		PART NAME												
I T C	PART NO.	M O D E L						O P T I O N	L / R	Q T Y	E F F E C T I V E D A T E		R E M A R K S	P / C O D E
		B D Y	T / A	L E V E L							F R O M	T O		
				I	II	III	IV							
	[01]	(E)HOSE-ELBOW,UPPER (D)SCHLAUCH,BOGEN,OBEN							(F)TUYAU-COUDE,HAUT (S)MANGUERA-CODO,SUPERIOR					
	96116000	4	S	S	-	-			1					
	[02]	(E)HOSE-ELBOW,LOWER (D)SCHLAUCH,BOGEN,UNTEN							(F)TUYAU-COUDE,BAS (S)MANGUERA-CODO,INFERIOR					
	96180230	4	S	S	-	-			1					
	[03]	(E)PIPE-RADIATOR & ENGINE (D)ROHR,KÜHLER&MOTOR							(F)TUYAU-RADIATEUR&MOTEUR (S)TUBERIA-RADIADOR Y MOTOR					
	96180035	4	S	S	-	-			1					
	[04]	(E)SCREW (D)SCHRAUBE							(F)VIS (S)TORNILLO					
	11048281	4	S	S	-	-			2			M8x1823		
	[05]	(E)HOSE-PIPE & WATER PUMP (D)SCHLAUCH,ROHR&WASSERPU							(F)TUYAU-TUYAU&POMPE A EAU (S)MANGUERA					
	96180071	4	S	S	-	-			1					
	[06]	(E)HOSE-PIPE & SURGE TANK (D)SCHLAUCH,ÜBERFLUßTANK							(F)TUYAU (S)MANGUERA					
	96180225	4	S	S	-	-	JL9		1					
	96180229	4	O	O	-	-	&JL9		1					
	[07]	(E)HOSE-SURGE TANK & RAD (D)SCHLAUCH							(F)TUYAU (S)MANGUERA					
	96109167-A	4	S	S	-	-	JL9		1					
	96144246	4	O	O	-	-	&JL9		1		950323			
N	96184100	4	O	O	-	-	&JL9		1	950323				
	[08]	(E)SURGE TANK (D)TANK,ÜBERFLUß							(F)RESERVOIR-TROP-PLEIN (S)TANQUE-SOBRE CARGA					
	96144549-A	4	S	S	-	-	JL9		1			WOICAP		
	96143066V-B	4	O	O	-	-	&JL9		1		950818	WOICAP		
N	96182371	4	O	O	-	-	&JL9		1	950818		WOICAP		
	[09]	(E)CAP-SURGE TANK (D)DECKEL,ÜBERFLUßTANK							(F)CHAPEAU (S)TAPA-TANQUE DE ARRANQUE					
	90409256	4	S	S	-	-			1					
	[10]	(E)NUT (D)MUTTER							(F)ECROU (S)TUERCA					

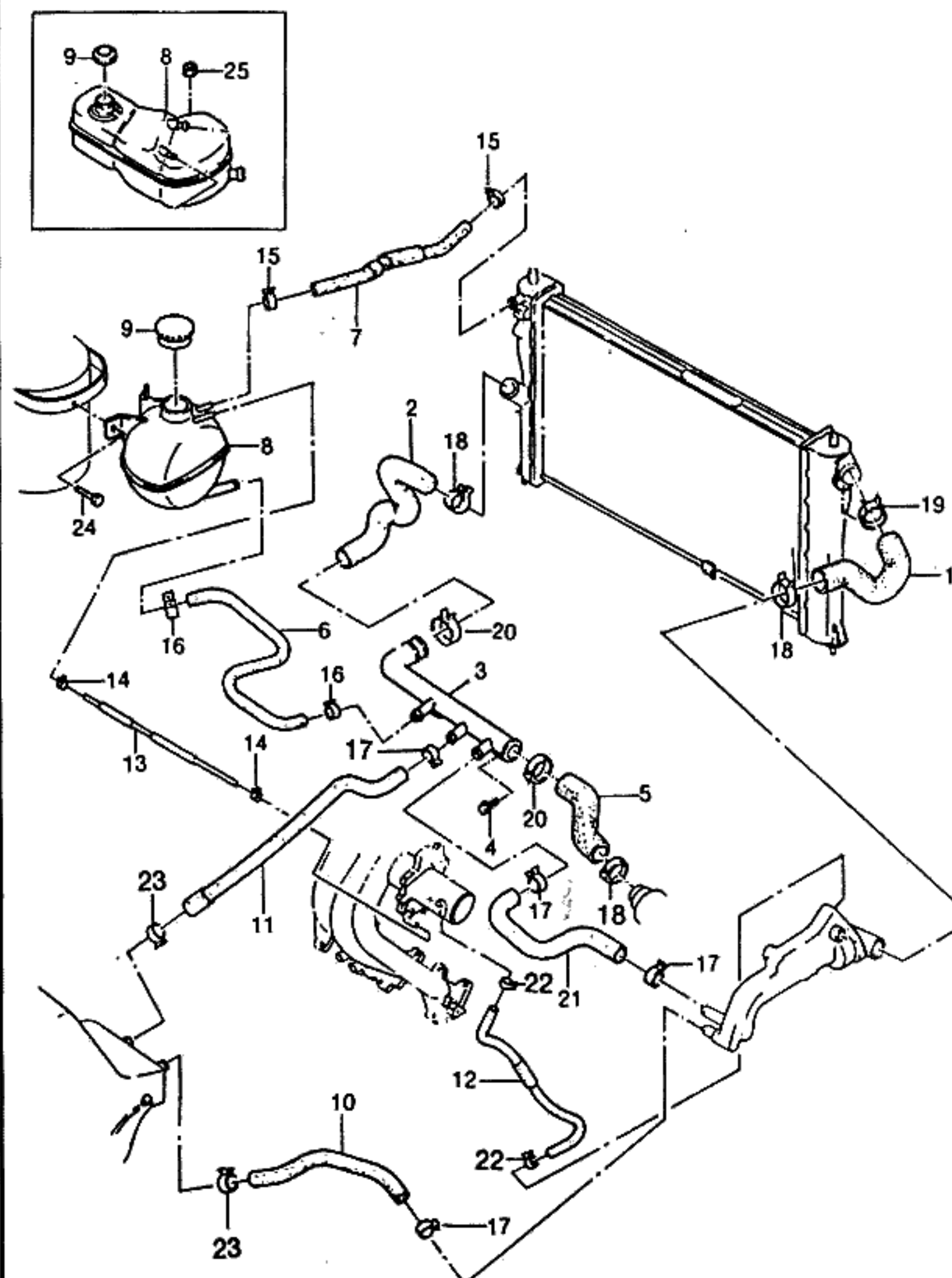
BDY(BODY)	T/A(TRANSAXLE)	LEVEL(TRIM LEVEL)
4 : 4 DOOR	M : MANUAL T/A A : AUTOMATIC T/A	I : GL II : GLX III : CD18 IV : CD20



KEY NO.		PART NAME												
I T C	PART NO.	M O D E L						O P T I O N	L / R	Q T Y	E F F E C T I V E D A T E		R E M A R K S	P / C O D E
		B D Y	T / A	L E V E L							F R O M	T O		
				I	II	III	IV							
	11063471 [11]	4		O	O	-	-	&JL9		2				
				(E)HOSE-HEATER FEEDING						(F)TUYAU				
				(D)SCHLAUCH,HEIZUNG ZUFUHR						(S)MANGUERA-CALENTADOR				
	96185079	4		S	S	-	-			1	950209			
O	96212626	4		S	S	-	-			1	950209			
	[12]			(E)HOSE-HEATER RETURN						(F)TUYAU-RETOUR CHAUFFAGE				
				(D)RÜCK-SCHLAUCH,HEIZUNG						(S)MANGUERA-CALENTADOR				
	96179610	4	M	S	S	-	-			1				MA
	96179611	4	A	O	O	-	-			1				AL
	[13]			(E)HOSE-THROTTLE BODY FEEDIN						(F)TUYAU				
				(D)SCHLAUCH,DROSSEL KÖRPER						(S)MANGUERA				
	96181584	4		S	S	-	-			1				
	[14]			(E)HOSE-THROTTLE BODY						(F)TUYAU				
				(D)SCHLAUCH,DROSSEL KÖRPER						(S)MANGUERA				
	96181585	4		S	S	-	-			1	951031			
Y	96184627	4		S	S	-	-			1	951031			
	[15]			(E)SUPPORT-HEATER RTN HOSE						(F)SUPPORT				
				(D)TRÄGER						(S)SOPORTE				
	90240632	4		S	S	-	-			1				
	[16]			(E)SCREW						(F)VIS				
				(D)SCHRAUBE						(S)TORNILLO				
	11069561	4		S	S	-	-			1		M10x18		
	[17]			(E)CLAMP-SPRING						(F)PINCE-RESSORT				
				(D)KLAMMER,FEDERUNG						(S)ABRAZADERA-RESORTE				
	96143374	4		S	S	-	-			2	950612	Ø15		
O	96130856	4		S	S	-	-			2	950612	Ø19		
	[18]			(E)CLAMP-SPRING						(F)PINCE-RESSORT				
				(D)KLAMMER,FEDERUNG						(S)ABRAZADERA-RESORTE				
	10108259	4		S	S	-	-			4	950101	Ø17		
Y	96180863	4		S	S	-	-			4	950101	Ø17		
	[19]			(E)CLAMP-SPRING						(F)PINCE-RESSORT				
				(D)KLAMMER,FEDERUNG						(S)ABRAZADERA-RESORTE				
	96130857	4		S	S	-	-			2		Ø23		

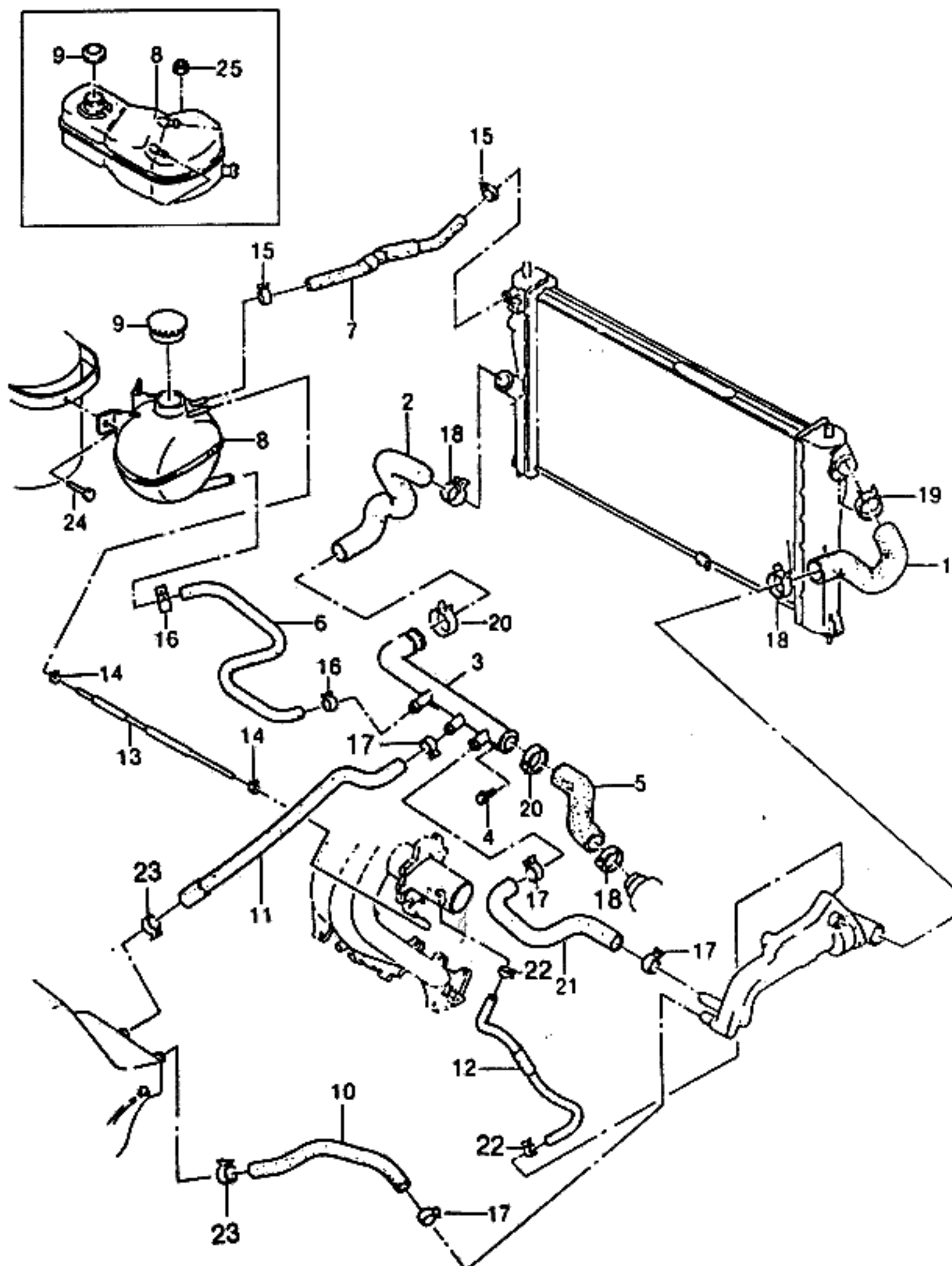
BDY(BODY)	T/A(TRANSAXLE)	LEVEL(TRIM LEVEL)
4 : 4 DOOR	M : MANUAL T/A A : AUTOMATIC T/A	I : GL II : GLX III : CD18 IV : CD20





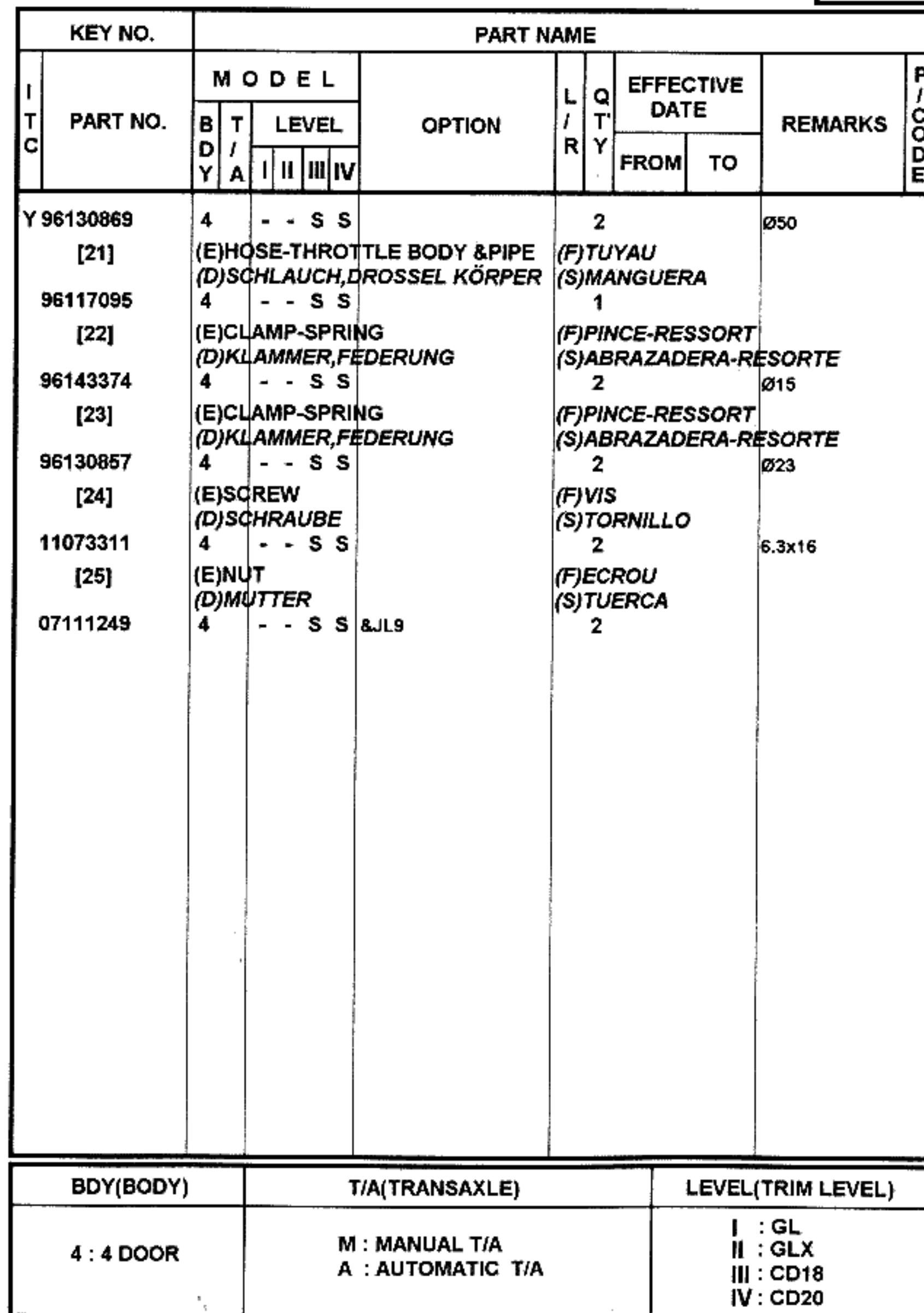
KEY NO.		PART NAME										
I T C	PART NO.	MODEL				OPTION	L / R	Q T Y	EFFECTIVE DATE		REMARKS	P / C O D E
		B D Y	T / A	LEVEL					FROM	TO		
				I	II							
	[01]	(E)HOSE-ELBOW,UPPER (D)SCHLAUCH,BOGEN,OBEN						(F)TUYAU-COUDE,HAUT (S)MANGUERA-CODO,SUPERIOR				
	96109384	4	-	-	S	S		1				
	[02]	(E)HOSE-ELBOW,LOWER (D)SCHLAUCH,BOGEN,UNTEN						(F)TUYAU-COUDE,BAS (S)MANGUERA-CODO,INFERIOR				
	96130358	4	-	-	S	S		1				
	[03]	(E)PIPE-RAD & WATER PUMP (D)ROHR,KÜHLER&WASSERPUMP						(F)TUYAU (S)TUBERIA				
	96143439	4	-	-	S	S		1				
	[04]	(E)SCREW (D)SCHRAUBE						(F)VIS (S)TORNILLO				
	11048281	4	-	-	S	S		2			MBx18Z3	
	[05]	(E)HOSE-PIPE & WATER PUMP (D)SCHLAUCH,ROHR&WASSERPU						(F)TUYAU-TUYAU&POMPE A EAU (S)MANGUERA				
	90265803	4	-	-	S	S		1				
	[06]	(E)HOSE-SURGE TANK (D)SCHLAUCH,ÜBERFLUßTANK						(F)TUYAU-VASE D'EXPANSION (S)MANGUERA				
	96143440	4	-	-	S	S	JL9	1				
	96144163	4	-	-	O	O	&JL9	1				
	[07]	(E)HOSE-SURGE TANK & RAD (D)SCHLAUCH						(F)TUYAU (S)MANGUERA				
	96109167-A	4	-	-	S	S	JL9	1				
	96144246	4	-	-	O	O	&JL9	1			950323	
N	96184100	4	-	-	O	O	&JL9	1			950323	
	[08]	(E)SURGE TANK (D)TANK,ÜBERFLUß						(F)RESERVOIR-TROP-PLEIN (S)TANQUE-SOBRE CARGA				
	96144549-A	4	-	-	S	S	JL9	1			WO/CAP	
	96143066V-B	4	-	-	O	O	&JL9	1			950818	WO/CAP
N	96182371	4	-	-	O	O	&JL9	1			950818	WO/CAP
	[09]	(E)CAP-SURGE TANK (D)DECKEL,ÜBERFLUßTANK						(F)CHAPEAU (S)TAPA-TANQUE DE ARRANQUE				
	90409256	4	-	-	S	S		1				
	[10]	(E)HOSE-HEATER FEEDING (D)SCHLAUCH,HEIZUNG ZUFUHR						(F)TUYAU (S)MANGUERA-CALENTADOR				

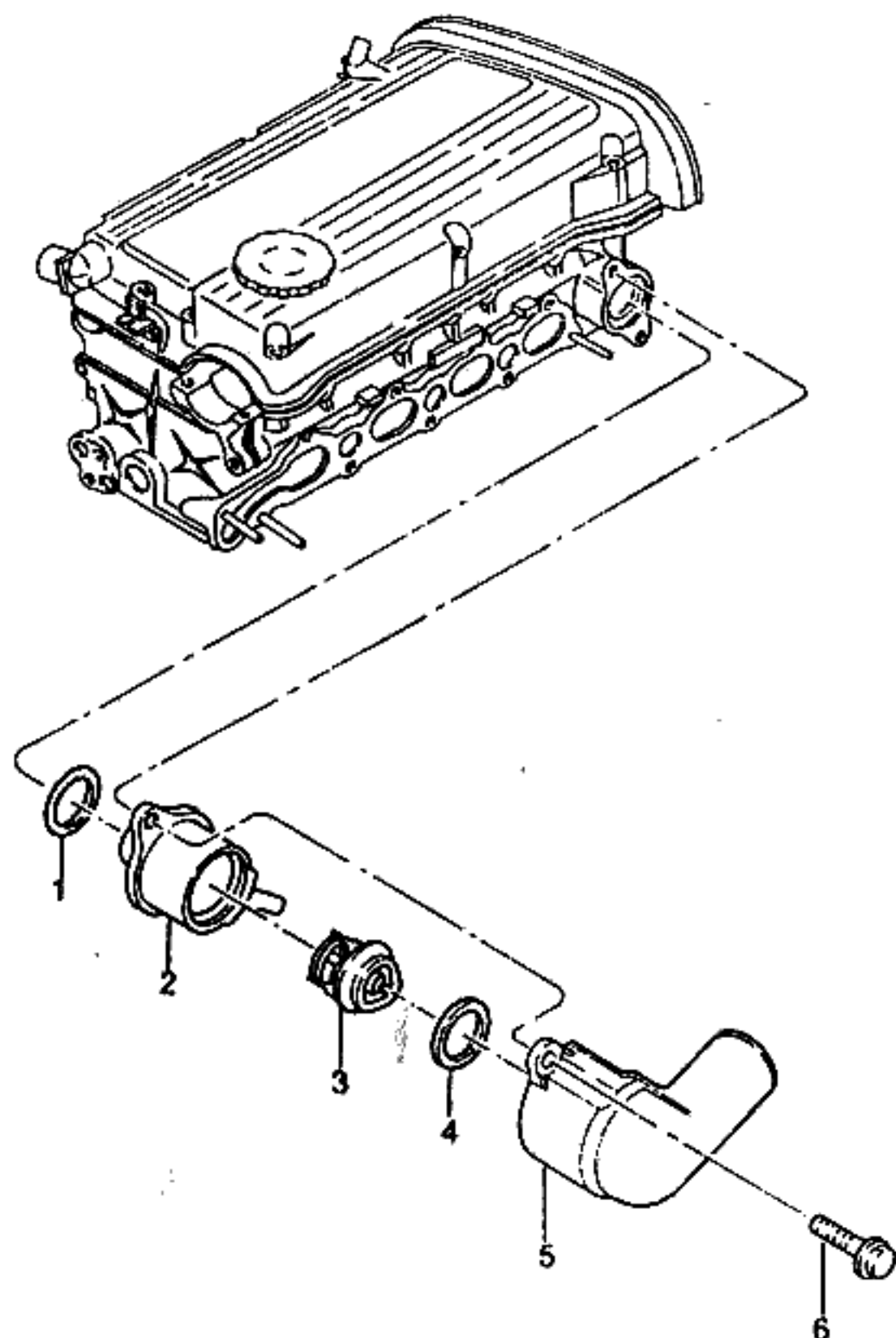
BDY(BODY)	T/A(TRANSAXLE)	LEVEL(TRIM LEVEL)
4 : 4 DOOR	M : MANUAL T/A A : AUTOMATIC T/A	I : GL II : GLX III : CD18 IV : CD20



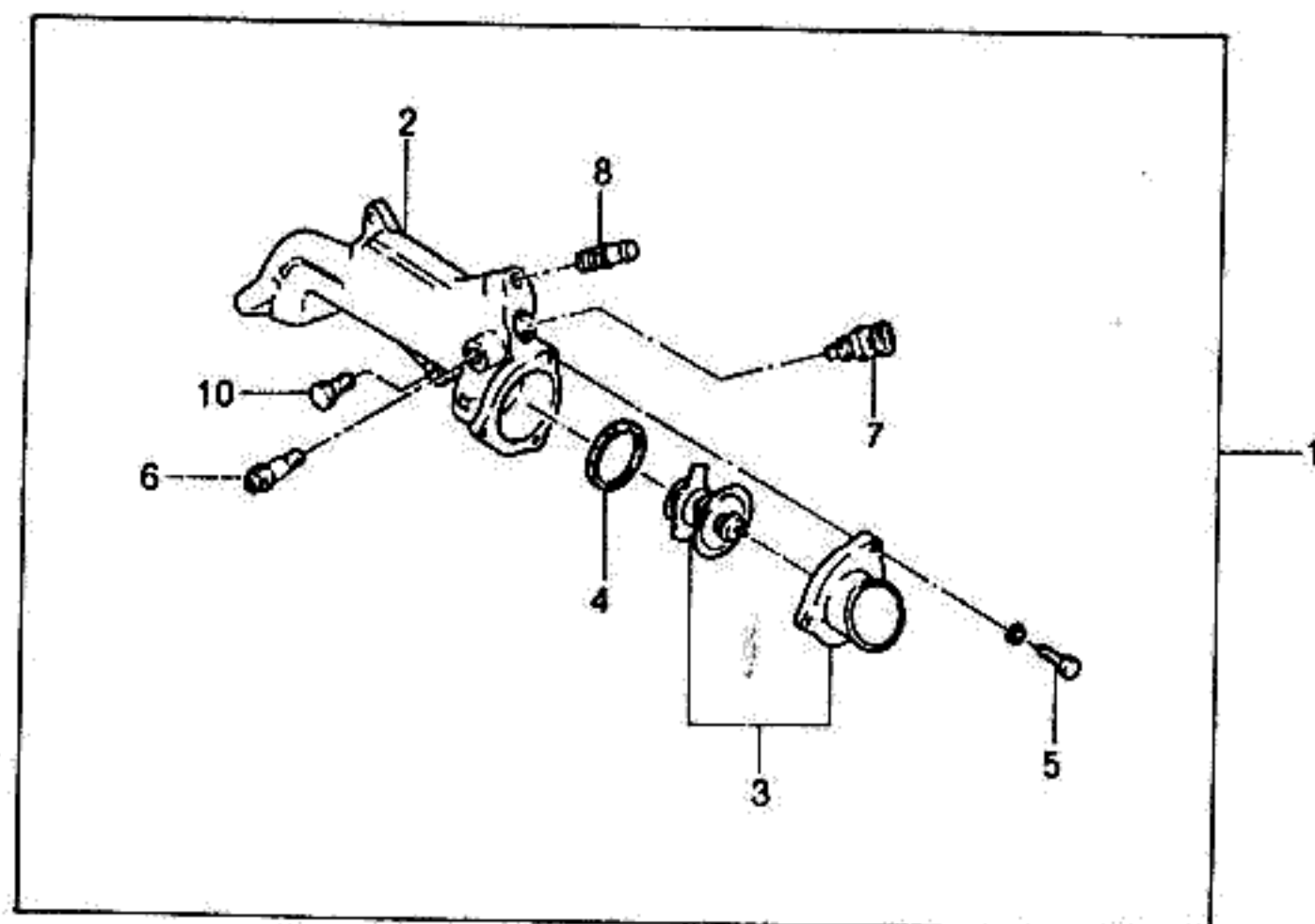
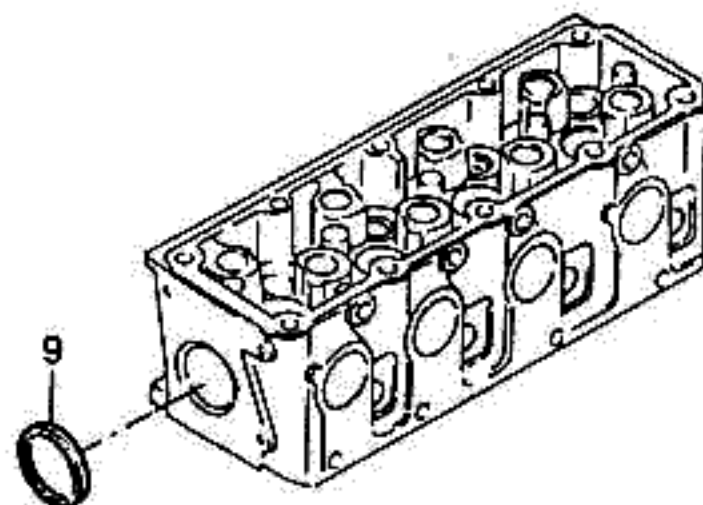
KEY NO.		PART NAME										P / CODE
I T C	PART NO.	M O D E L				OPTION	L / R	Q T Y	EFFECTIVE DATE		REMARKS	
		B D Y	T / A	LEVEL					FROM	TO		
				I	II							
	90244993V-A [11]	4	-	-	S	S	(E)HOSE-HEATER RETURN (D)RÜCK-SCHLAUCH,HEIZUNG		1		(F)TUYAU-RETOUR CHAUFFAGE (S)MANGUERA-CALENTADOR	
	96186524 [12]	4	-	-	S	S	(E)HOSE-THROTTLE BODY,FEED (D)SCHLAUCH,DROSSEL KÖRPER		1		(F)TUYAU (S)MANGUERA	
	96144449 [13]	4	-	-	S	S	(E)HOSE-THROTTLE BODY,RTN (D)SCHLAUCH,DROSSEL KÖRPER		1		(F)TUYAU (S)MANGUERA	
	96144548 [14]	4	-	-	S	S	(E)CLAMP-SPRING (D)KLAMMER,FEDERUNG		1		(F)PINCE-RESSORT (S)ABRAZADERA-RESORTE	
	10108259	4	-	-	S	S			4	950101	Ø17	
Y	96180863 [15]	4	-	-	S	S	(E)CLAMP-SPRING (D)KLAMMER,FEDERUNG		4	950101	Ø17	
	96130856 [16]	4	-	-	S	S	(E)CLAMP-SPRING (D)KLAMMER,FEDERUNG		2		Ø19	
	96143375 [17]	4	-	-	S	S	(E)CLAMP-SPRING (D)KLAMMER,FEDERUNG		2		Ø25	
	96130859 [18]	4	-	-	S	S	(E)CLAMP-SPRING (D)KLAMMER,FEDERUNG		4		Ø27	
	96143450 Y 96180868 [19]	4	-	-	S	S	(E)CLAMP-SPRING (D)KLAMMER,FEDERUNG		3	950101	Ø44	
		4	-	-	S	S			3	950101	Ø44	
	96143451 O 96180868 [20]	4	-	-	S	S	(E)CLAMP-SPRING (D)KLAMMER,FEDERUNG		1		Ø46	
		4	-	-	S	S			1		Ø44	
	96143452	4	-	-	S	S	(E)CLAMP-SPRING (D)KLAMMER,FEDERUNG		2		Ø50	

BDY(BODY)	T/A(TRANSAXLE)	LEVEL(TRIM LEVEL)
4 : 4 DOOR	M : MANUAL T/A A : AUTOMATIC T/A	I : GL II : GLX III : CD18 IV : CD20



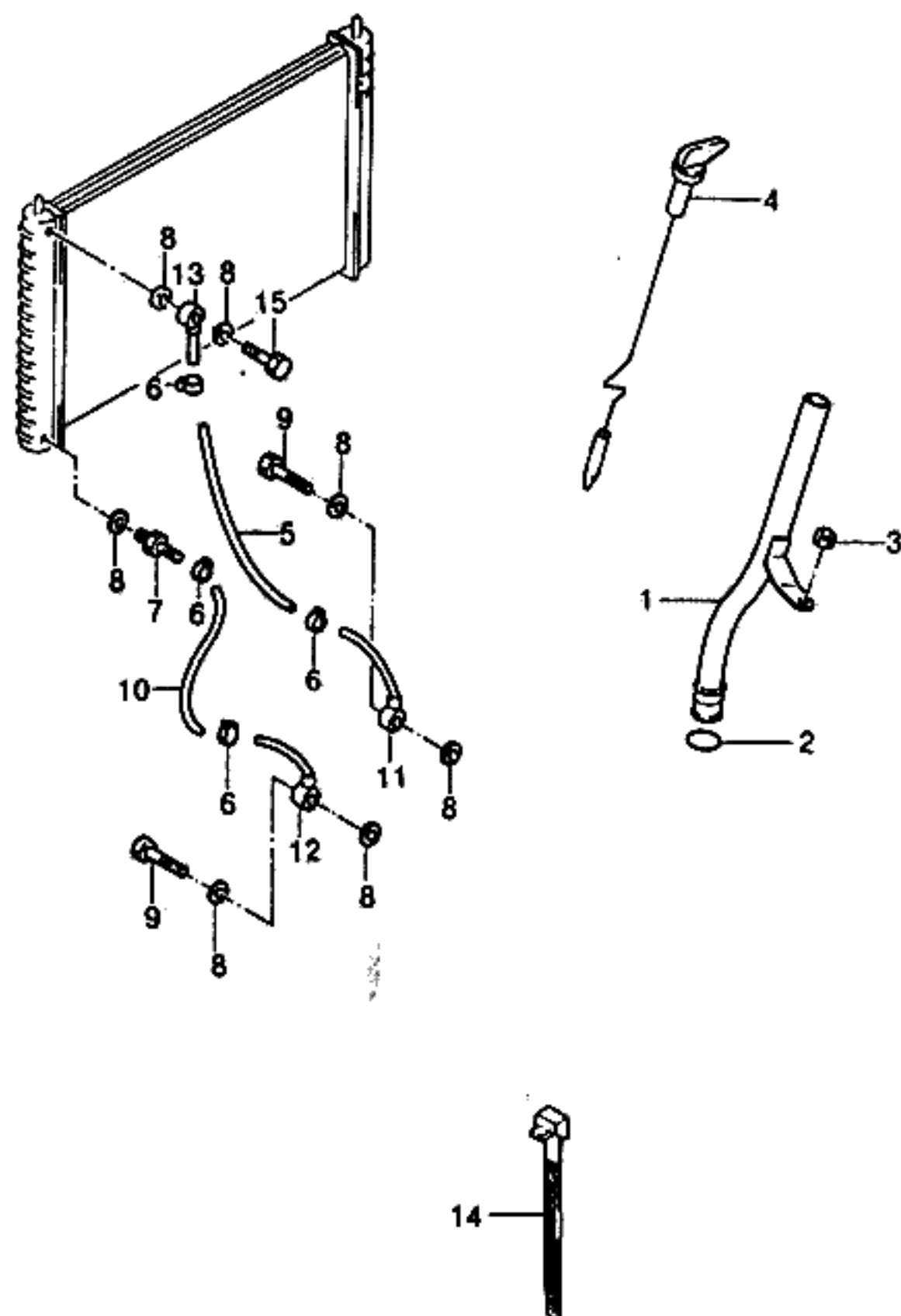


KEY NO.		PART NAME												
I T C	PART NO.	M O D E L				O P T I O N	L / R	Q T Y	EFFECTIVE DATE		REMARKS	P / C O D E		
		B D Y	T / A	L E V E L					F R O M	T O				
				I	II								III	IV
	[01] 96143112	(E)RING-THERMO COVER SEAL (D)RING,DICHTUNG 4	S S - -				(F)ANNEAU (S)ANILLO-SELLO 1							
	[02] 96180615	(E)ADAPTER-THERMOSTAT (D)ADAPTER,THERMOSTAT 4	S S - -				(F)ADAPTATEUR-THERMOSTAT (S)ADAPTADOR-TERMOSTATO 1							
	[03] 03038094	(E)THERMOSTAT (D)THERMOSTAT 4	S S - -				(F)THERMOSTAT (S)TERMOSTATO 1							
	[04] 90096383	(E)RING-THERMO HOUSING SEAL (D)RING,DICHTUNG 4	S S - -				(F)ANNEAU (S)ANILLO-SELLO 1							
	[05] 96130992	(E)COVER-THERMOSTAT (D)DECKEL,THERMOSTAT 4	S S - -				(F)COUVERCLE-THERMOSTAT (S)CUBIERTA-TERMOSTATO 1							
	[06] 11052951	(E)SCREW (D)SCHRAUBE 4	S S - -				(F)VIS (S)TORNILLO 2				M8x22Z3			
BDY(BODY)		T/A(TRANSAXLE)					LEVEL(TRIM LEVEL)							
4 : 4 DOOR		M : MANUAL T/A A : AUTOMATIC T/A					I : GL II : GLX III : CD18 IV : CD20							

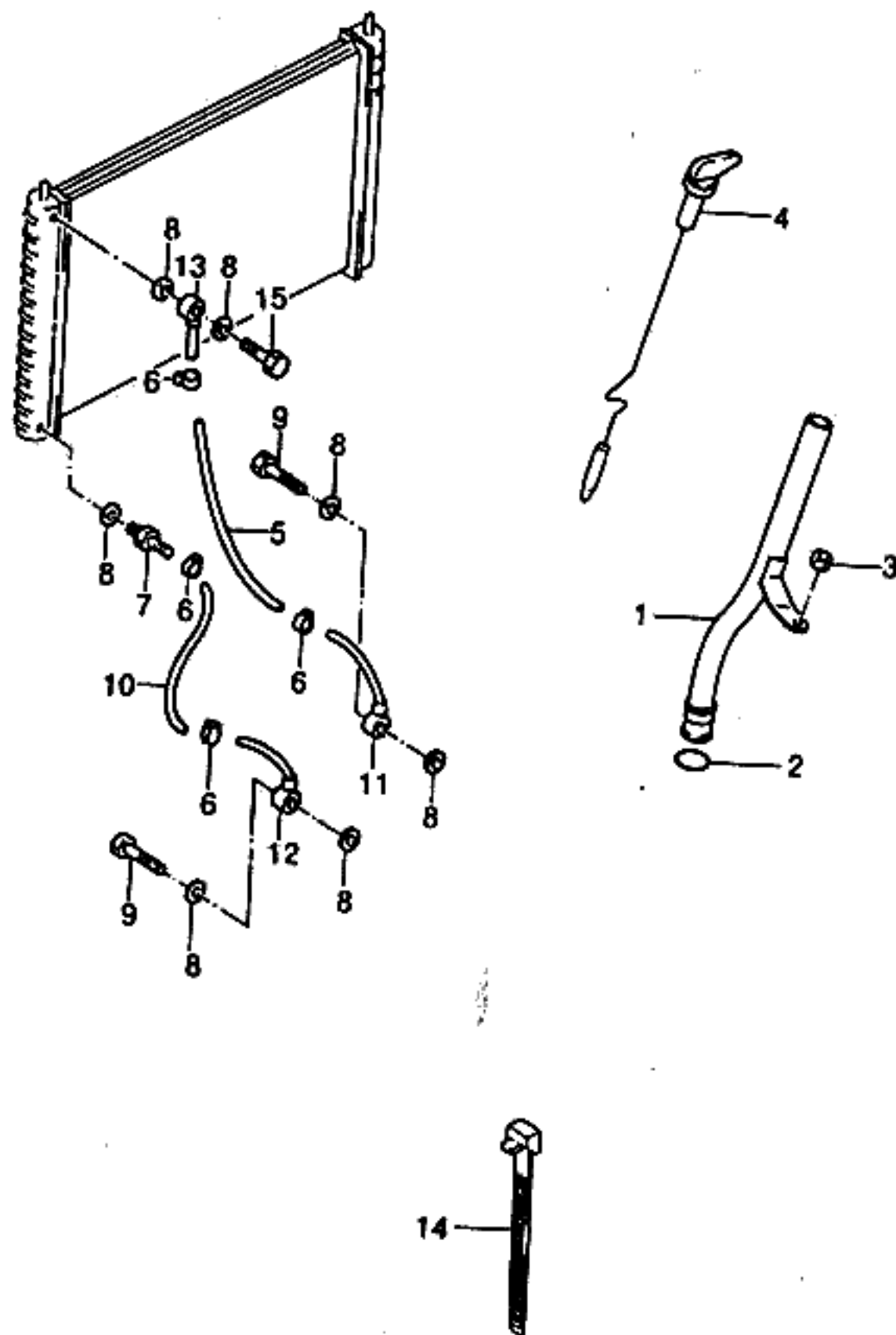


KEY NO.		PART NAME												
I T C	PART NO.	M O D E L				OPTION	L / R	Q T Y	EFFECTIVE DATE		REMARKS	P / C O D E		
		B D Y	T / A	LEVEL					FROM	TO				
				I	II								III	IV
	[01] 92061277	(E)THERMOSTAT A (D)THERMOSTAT 4	-	-	S	S		(F)THERMOSTAT (S)TERMOSTATO 1			INCLUDE #2-8			
	[02] 92060793	(E)HOUSING-THERMOSTAT (D)GEHÄUSE, THERMOSTAT 4	-	-	S	S		(F)LOGEMENT-THERMOSTAT (S)CARCASA-TERMOSTATO 1						
	[03] 92061279	(E)THERMOSTAT (D)THERMOSTAT 4	-	-	S	S		(F)THERMOSTAT (S)TERMOSTATO 1						
	[04] 90220436	(E)RING-THERMOSTAT CAP (D)RING, THERMOSTAT KAPPE 4	-	-	S	S		(F)ANNEAU (S)ANILLO-TAPA DE TERMOSTATO 1						
	[05] 11013351	(E)BOLT-THERMOSTAT HOUSING (D)SCHRAUBE 4	-	-	S	S		(F)BOULON (S)PERNO 3						
	[06] 92061480	(E)SENSOR-TEMPERATURE (D)SENSOR, TEMPERATUR 4	-	-	S	S		(F)DETECTEUR-TEMPERATURE (S)SENSOR-TEMPERATURA 1						
	[07] 25036979	(E)SENSOR-TEMPERATURE (D)SENSOR, TEMPERATUR 4	-	-	S	S		(F)DETECTEUR-TEMPERATURE (S)SENSOR-TEMPERATURA 1						
	[08] 90284423	(E)SOCKET-THERMO HSG (D)BÜCHSE, THERMO GEHÄUSE 4	-	-	S	S		(F)CULOT (S)ENCHUFE 1						
	[09] 90118437	(E)RING-THERMOSTAT HSG SEAL (D)RING, DICHTUNG 4	-	-	S	S		(F)ANNEAU (S)ANILLO-SELLO 1						
	[10] 11042891	(E)SCREW (D)SCHRAUBE 4	-	-	S	S		(F)VIS (S)TORNILLO 2			M8x22			

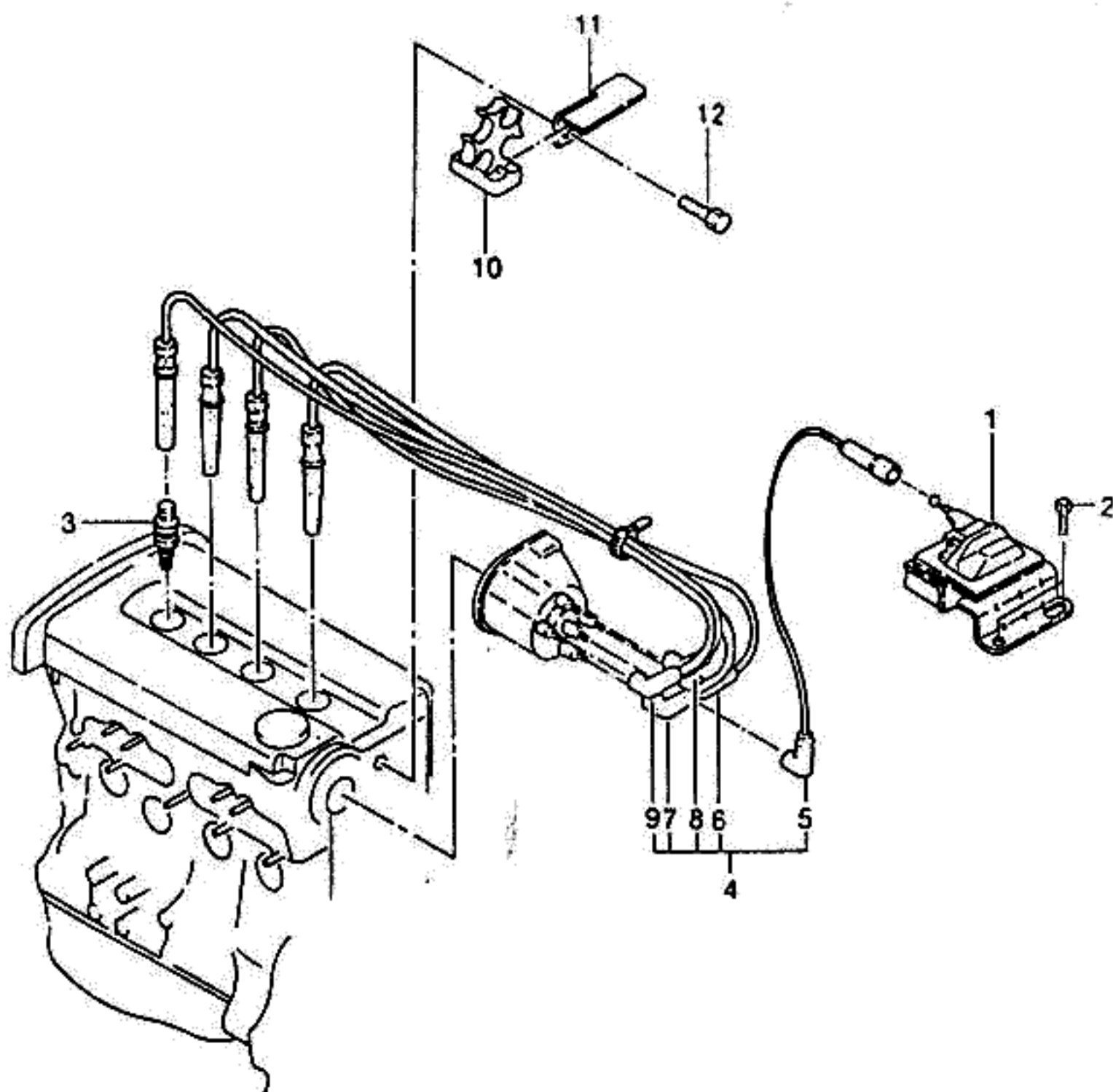
BDY(BODY)	T/A(TRANSAXLE)	LEVEL(TRIM LEVEL)
4 : 4 DOOR	M : MANUAL T/A A : AUTOMATIC T/A	I : GL II : GLX III : CD18 IV : CD20



KEY NO.			PART NAME											
I T C	PART NO.	M O D E L				O P T I O N	L / R	Q T Y	E F F E C T I V E D A T E		R E M A R K S	P / C O D E		
		B D Y	T / A	L E V E L					F R O M	T O				
				I	II								III	IV
	[01] 96129666	(E)TUBE A-OIL FILLER (D)ROHRLEITUNG 4 A O O O O						(F)TUYAU (S)TUBO 1						
	[02] 90223715	(E)RING-OIL FILLER TUBE SEAL (D)RING,DICHTUNG 4 A O O O O						(F)ANNEAU (S)ANILLO-SELLO 1						
	[03] 11040197	(E)NUT (D)MUTTER 4 A O O O O						(F)ECROU (S)TUERCA 1			M8			
	[04] 96109626	(E)GAUGE-OIL LEVEL STICK (D)MEßSTAB,ÖL PEGEL 4 A O O O O						(F)JAUGE (S)MEDIDOR 1						
	[05] 96169926	(E)HOSE-OIL COOLER,OUTLET (D)SCHLAUCH 4 A O O O O						(F)TUYAU (S)MANGUERA 1						
	[06] 11088031	(E)CLAMP-HOSE (D)KLAMMER,SCHLAUCH 4 A O O O O						(F)PINCE-TUYAU (S)ABRAZADERA-MANGUERA 4			10-16			
	[07] 96109614	(E)CONNECTOR-THREADED (D)VERBINDUNG 4 A O O O O						(F)CONNECTEUR (S)CONECTOR 1						
	[08] 11016282	(E)RING-SEAL (D)RING,DICHTUNG 4 A O O O O						(F)ANNEAU-JOINT (S)ANILLO-SELLO 4			M14x18			
	[09] 96146732	(E)SCREW-FEMALE (D)SCHRAUBE 4 A O O O O						(F)VIS (S)TORNILLO 2			M14x1.5			
	[10] 96109617	(E)HOSE A-OIL COOLER,INLET (D)SCHLAUCH 4 A O O O O						(F)TUYAU (S)MANGUERA 1						
	[11] 96129820	(E)PIPE-OIL COOLER OUTLET,RR (D)ROHR 4 A O O O O						(F)TUYAU (S)TUBERIA 1						
BDY(BODY)		T/A(TRANSAXLE)						LEVEL(TRIM LEVEL)						
4 : 4 DOOR		M : MANUAL T/A A : AUTOMATIC T/A						I : GL II : GLX III : CD18 IV : CD20						

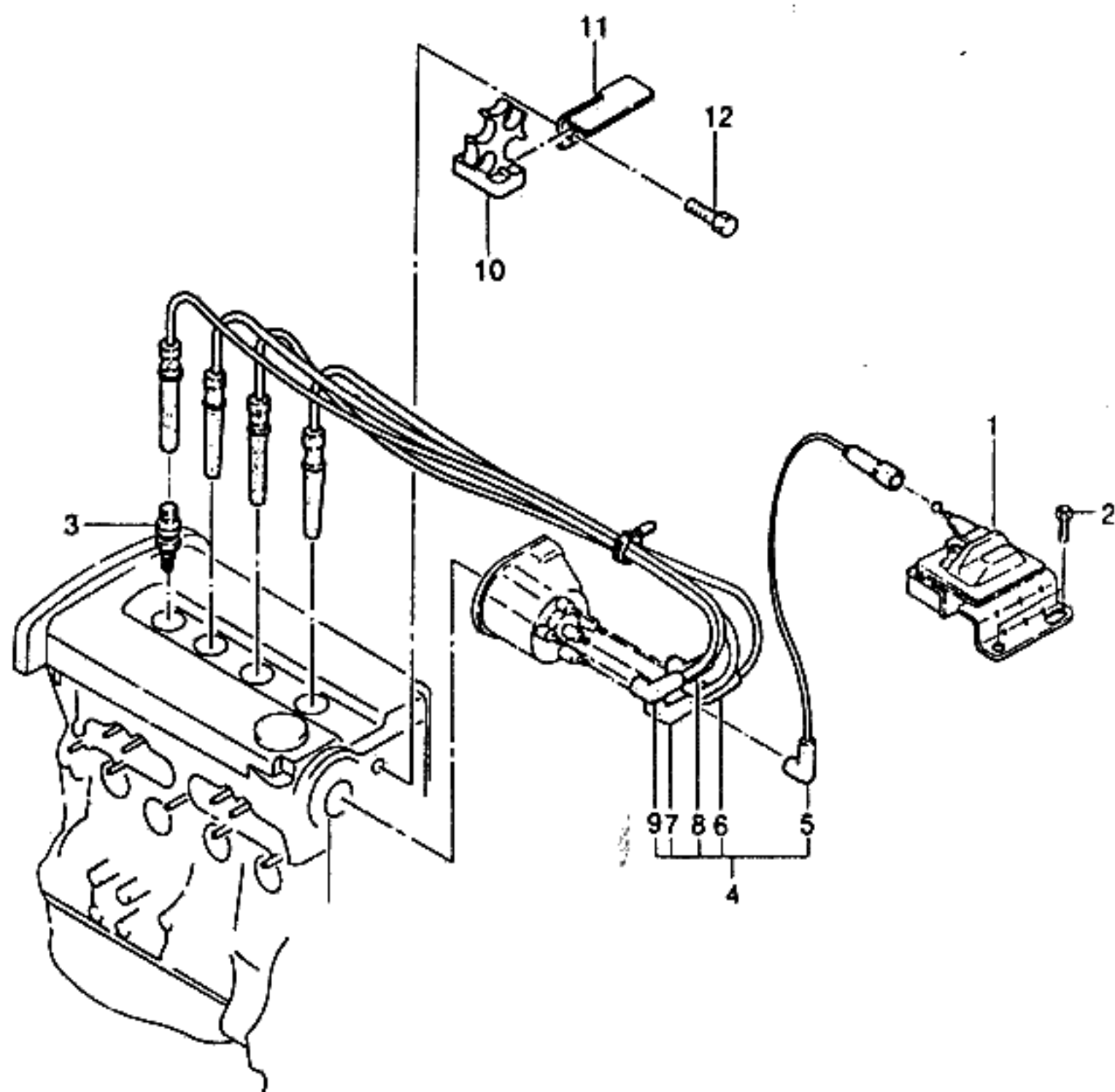


KEY NO.		PART NAME												
I T C	PART NO.	M O D E L				O P T I O N	L / R	Q T Y	E F F E C T I V E D A T E		R E M A R K S	P / C O D E		
		B D Y	T / A	L E V E L					F R O M	T O				
				I	II								III	IV
	[12] 96109620	(E)PIPE-OIL COOLER INLET,RR (D)ROHR 4 A O O O O						(F)TUYAU (S)TUBERIA 1						
	[13] 96129819	(E)PIPE-OIL COOLER OUTLET,FR (D)ROHR 4 A O O O O						(F)TUYAU (S)TUBERIA 1						
	[14] 09275610	(E)STRAP (D)BAND 4 A O O O O						(F)BRETELLE (S)BRIDA 2						
	[15] 96133463	(E)SCREW-FEMALE (D)SCHRAUBE 4 A O O O O						(F)VIS (S)TORNILLO 1			M14x1.5			
BDY(BODY)		T/A(TRANSAXLE)						LEVEL(TRIM LEVEL)						
4 : 4 DOOR		M : MANUAL T/A A : AUTOMATIC T/A						I : GL II : GLX III : CD18 IV : CD20						

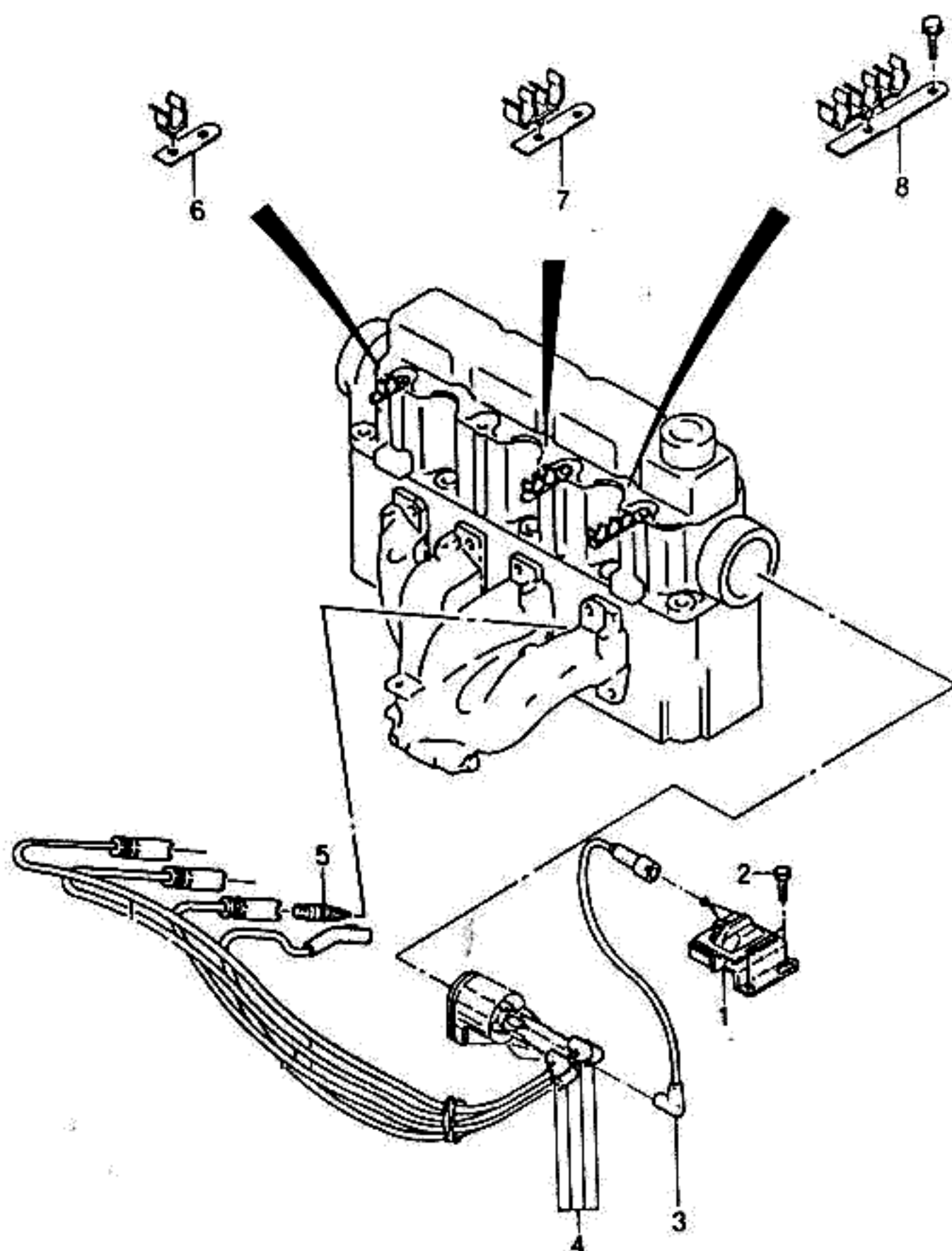


KEY NO.		PART NAME												
I T C	PART NO.	MODEL						OPTION	L / R	Q T Y	EFFECTIVE DATE		REMARKS	P A R T C O D E
		B D Y	T / A	LEVEL							FROM	TO		
				I	II	III	IV							
	[01]	(E) COIL A-IGNITION (D) WICKLUNG, ZÜNDUNG									(F) BOBINE-ALLUMAGE (S) BOBINA-ARRANQUE			
	96165049	4		S	S	-	-			1	950829			
	Y 01115467	4		S	S	-	-			1	950829			
	[02]	(E) SCREW (D) SCHRAUBE									(F) VIS (S) TORNILLO			
	11072641	4		S	S	-	-			2	941230	6.3x16		
	Y 11073311	4		S	S	-	-			2	941230 950711	6.3x16		
	Y 96222292	4		S	S	-	-			1	950711	6.3x16		
	[03]	(E) PLUG-SPARK (D) ZÜNDKERZE									(F) BOUGIE (S) TAPON-BUJIA			
	96130723	4		S	S	-	-			4				
	[04]	(E) WIRE SET-HIGH TENSION (D) VERDRAHTUNG, HOCHSPANNU									(F) TROUSSE CABLES (S) JUEGO DE ALAMBRE			
	NP1149	4		S	S	-	-			1		INCLUDE #5-9		
	[05]	(E) WIRE-HIGH TENSION #0 (D) KLEMME									(F) ATTACHE (S) GRAPA-ALAMBRE			
	12087927	4		S	S	-	-			1		NO.0		
	[06]	(E) WIRE-HIGH TENSION, #1 (D) KLEMME									(F) ATTACHE (S) GRAPA-ALAMBRE			
	12110961	4		S	S	-	-			1		NO.1		
	[07]	(E) WIRE-HIGH TENSION, #2 (D) KLEMME									(F) ATTACHE (S) GRAPA-ALAMBRE			
	12110962	4		S	S	-	-			1		NO.2		
	[08]	(E) WIRE-HIGH TENSION, #3 (D) KLEMME									(F) ATTACHE (S) GRAPA-ALAMBRE			
	12110963	4		S	S	-	-			1		NO.3		
	[09]	(E) WIRE-HIGH TENSION, #4 (D) KLEMME									(F) ATTACHE (S) GRAPA-ALAMBRE			
	12110964	4		S	S	-	-			1		NO.4		
	[10]	(E) CLIP-HIGH TENSION WIRE (D) KLEMME									(F) ATTACHE (S) GRAPA-ALAMBRE			
	12065767	4		S	S	-	-			1				

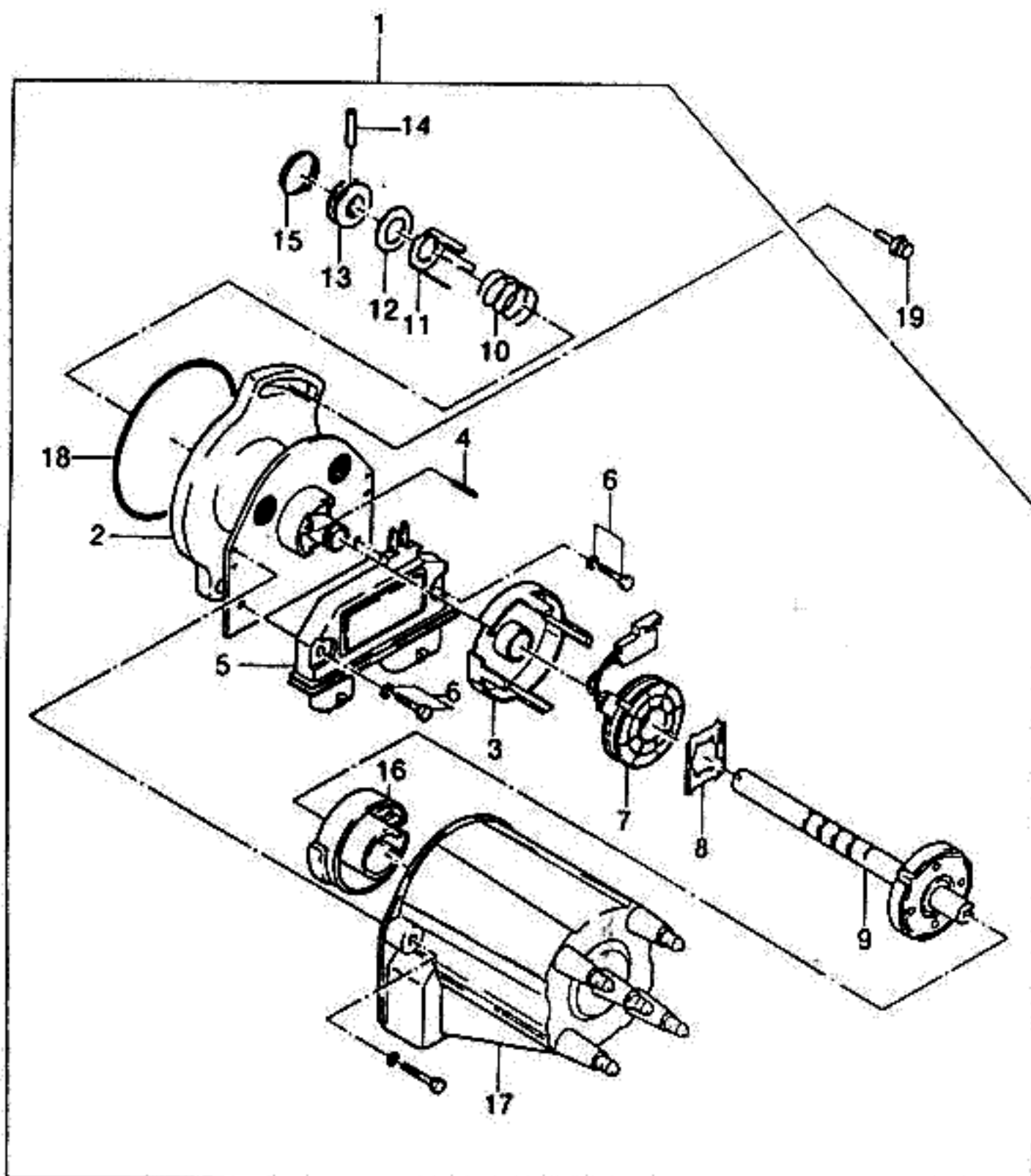
BDY(BODY)	T/A(TRANSAXLE)	LEVEL(TRIM LEVEL)
4 : 4 DOOR	M : MANUAL T/A A : AUTOMATIC T/A	I : GL II : GLX III : CD18 IV : CD20



KEY NO.		PART NAME												
I T C	PART NO.	M O D E L						O P T I O N	L / R	Q T Y	E F F E C T I V E D A T E		R E M A R K S	P / C O D E
		B D Y	T / A	L E V E L							F R O M	T O		
				I	II	III	IV							
	[11] 96132971	(E)BRACKET-HIGH TENSION WIRE (D)TRÄGER	4		S	S	-	-		(F)SUPPORT-CABLE (S)SOPORTE-ALAMBRE	1			
	[12] 9020506080	(E)SCREW (D)SCHRAUBE	4		S	S	-	-		(F)VIS (S)TORNILLO	1	941230	M6x10	
	O11088261		4		S	S	-	-			1 950101		M6x10	
BDY(BODY)		T/A(TRANSAXLE)							LEVEL(TRIM LEVEL)					
4 : 4 DOOR		M : MANUAL T/A A : AUTOMATIC T/A							I : GL II : GLX III : CD18 IV : CD20					

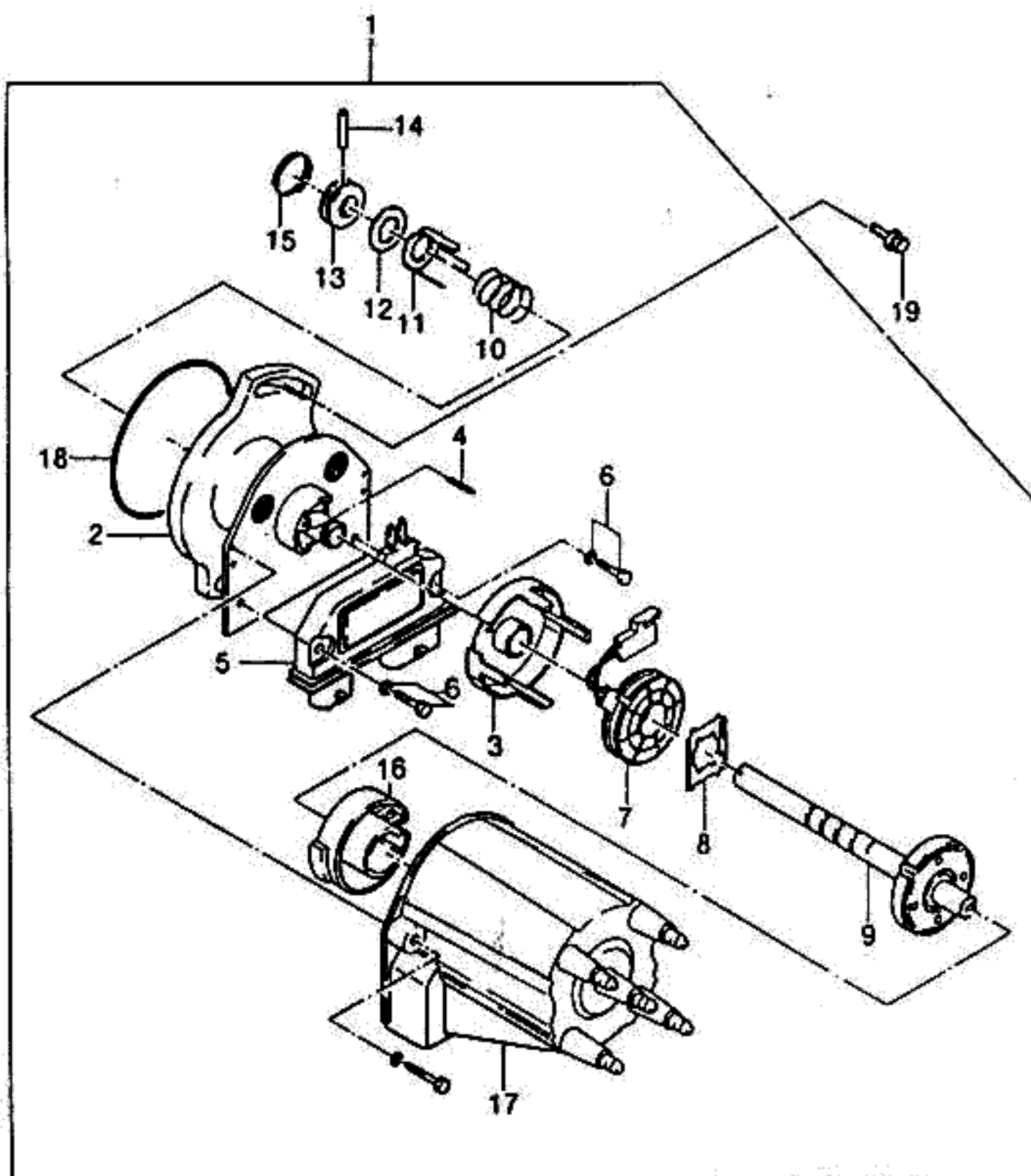


KEY NO.		PART NAME												
I T C	PART NO.	M O D E L				OPTION	L / R	Q T Y	EFFECTIVE DATE		REMARKS	P / C O D E		
		B D Y	T / A	LEVEL					FROM	TO				
				I	II								III	IV
	[01]	(E)COIL A-IGNITION (D)WICKLUNG,ZÜNDUNG							(F)BOBINE-ALLUMAGE (S)BOBINA-ARRANQUE					
	96165049	4	-	-	S	S		1						
	[02]	(E)SCREW (D)SCHRAUBE							(F)VIS (S)TORNILLO					
	11072641	4	-	-	S	S		2	941230	6.3x16				
	Y 11073311	4	-	-	S	S		2	941230	950711	6.3x16			
	Y 96222292	4	-	-	S	S		2	950711		6.3x16			
	[03]	(E)WIRE-HIGH TENSION #0 (D)KLEMME							(F)ATTACHE (S)GRAPA-ALAMBRE					
	12087927	4	-	-	S	S		1			NO.0			
	[04]	(E)WIRE SET-HIGH TENSION (D)VERDRAHTUNG,HOCHSPANNU							(F)TROUSSE CABLES (S)JUEGO DE ALAMBRE					
	92060980	4	-	-	S	S		1			NO.1~4			
	[05]	(E)PLUG-SPARK (D)ZÜNDKERZE							(F)BOUGIE (S)TAPON-BUJIA					
	25108076	4	-	-	S	S		4	950621		R43LXS			
	Y 25108076	4	-	-	-	S		4	950621		R43LXS			
	N 0242229531	4	-	-	S	-		4	950621		WR8DC			
	[06]	(E)BRACKET-HIGH TENSION WIRE (D)TRÄGER							(F)SUPPORT-CABLE (S)SOPORTE-ALAMBRE					
	90356687	4	-	-	S	S		1						
	[07]	(E)BRACKET-HIGH TENSION WIRE (D)TRÄGER							(F)SUPPORT-CABLE (S)SOPORTE-ALAMBRE					
	90356688	4	-	-	S	S		1						
	[08]	(E)BRACKET-HIGH TENSION WIRE (D)TRÄGER							(F)SUPPORT-CABLE (S)SOPORTE-ALAMBRE					
	90356689	4	-	-	S	S		1						
BDY(BODY)		T/A(TRANSAXLE)						LEVEL(TRIM LEVEL)						
4 : 4 DOOR		M : MANUAL T/A A : AUTOMATIC T/A						I : GL II : GLX III : CD18 IV : CD20						

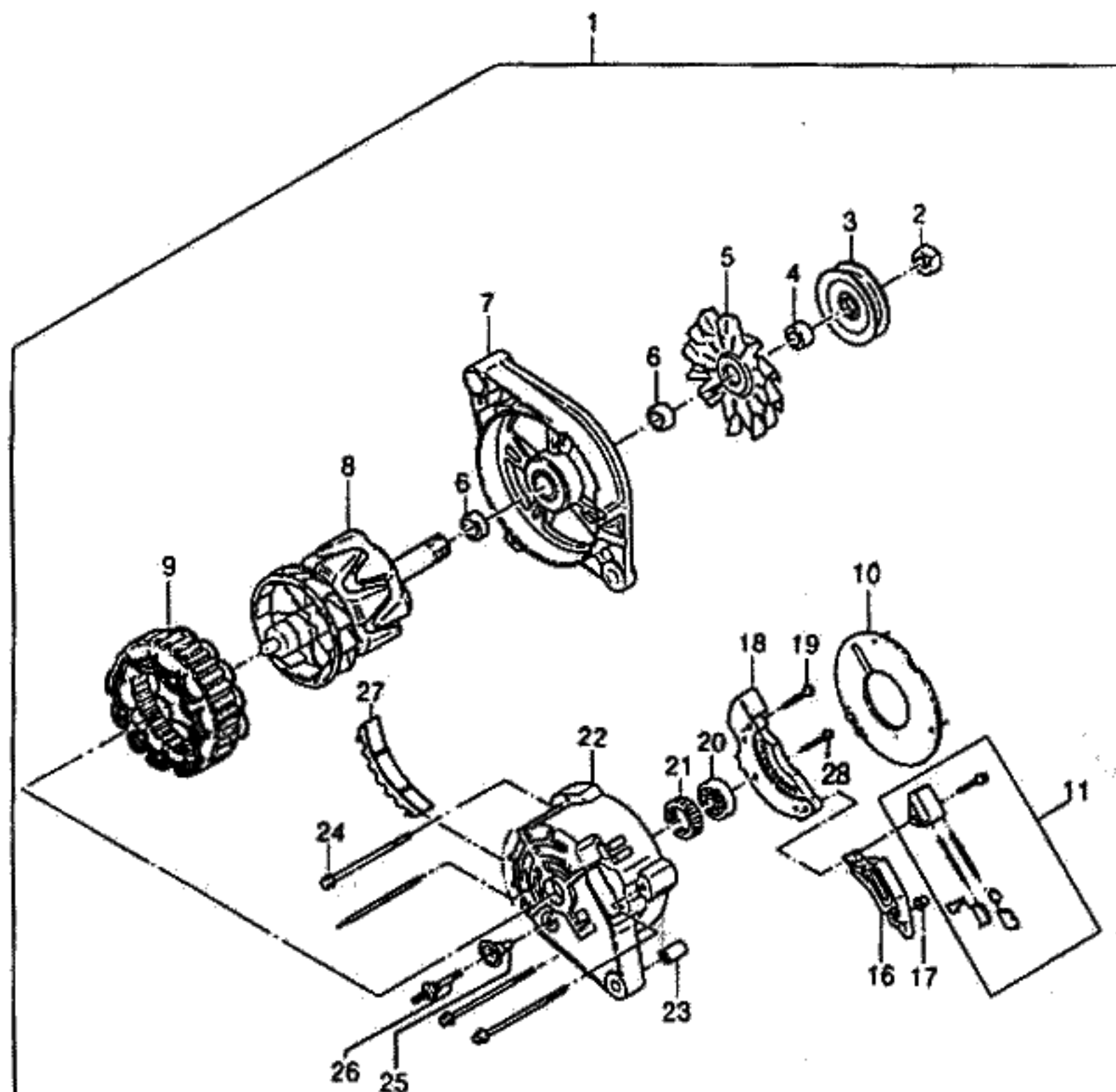


KEY NO.		PART NAME												
I T C	PART NO.	MODEL						OPTION	L / R	Q T Y	EFFECTIVE DATE		REMARKS	P / C O D E
		B D Y	T / A	LEVEL							FROM	TO		
				I	II	III	IV							
	[01]	(E)DISTRIBUTOR A-IGNITION (D)VERTEILER,ZÜNDUNG								(F)DISTRIBUTEUR-ALLUMAGE (S)DISTRIBUIDOR-IGNICION				
	01103969-A	4		S	S	-	-			1				
	01103649	4		-	-	S	S			1				
	[02]	(E)PLATE & BASE A (D)PLATTE&BODEN								(F)PLAQUE&BASE (S)PLACA Y BASE				
	10476543	4		S	S	-	-			1				
	10475420	4		-	-	S	S			1				
	[03]	(E)PIECE-STATIONARY POLE (D)TEIL,BEFESTIGTE SÄULE								(F)PIECE (S)PIEZA-POSTE ESTACIONARIO				
	10495801	4		S	S	S	S			1				
	[04]	(E)PIN-SPRING (D)STIFT,FEDER								(F)BROCHE-RESSORT (S)PASADOR-RESORTE				
	09440951	4		S	S	S	S			1				
	[05]	(E)MODULE (D)MODUL								(F)MODULE (S)MODULO				
	10496541	4		S	S	-	-			1				
	01989747	4		-	-	S	S			1				
	[06]	(E)SCREW & WASHER (D)SCHRAUBE&DICHTUNG								(F)VIS&RONDELLE (S)TORNILLO Y ARANDELA				
	01987972	4		S	S	S	S			2				
	[07]	(E)COIL A (D)WICKLUNG								(F)BOBINE (S)BOBINA				
	10470197	4		S	S	S	S			1				
	[08]	(E)RETAINER (D)FEDERUNG								(F)RESSORT (S)RETENEDOR				
	01989282	4		S	S	S	S			1				
	[09]	(E)SHAFT A-MAIN (D)SPINDEL,HAUPT								(F)ARBRE-PRINCIPAL (S)EJE-PRINCIPAL				
	10476540	4		S	S	-	-			1				
	10496287	4		-	-	S	S			1				
	[10]	(E)SPRING (D)FEDERUNG								(F)RESSORT (S)RESORTE				
	01989582	4		S	S	S	S			1				

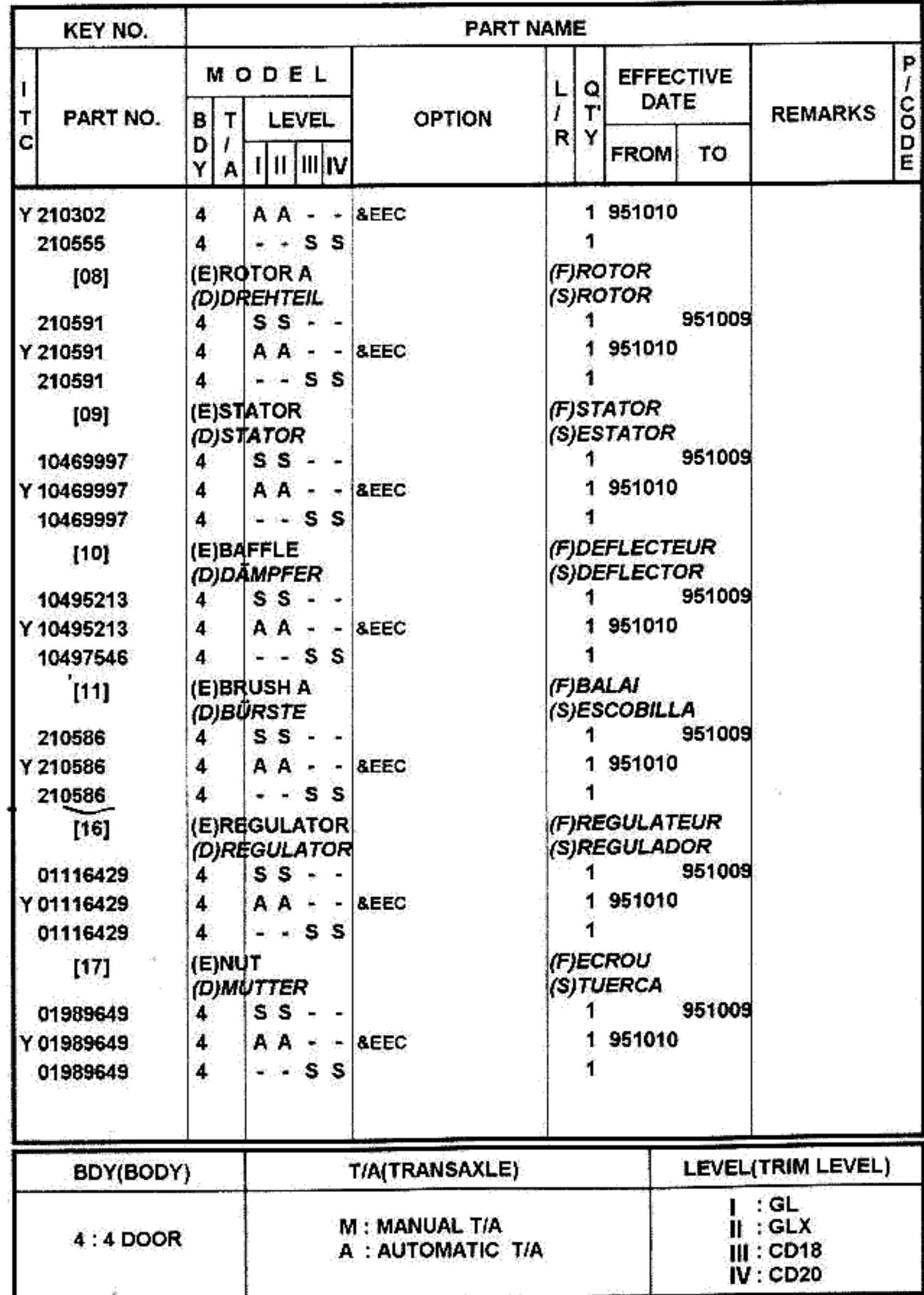
BDY(BODY)	T/A(TRANSAXLE)	LEVEL(TRIM LEVEL)
4 : 4 DOOR	M : MANUAL T/A A : AUTOMATIC T/A	I : GL II : GLX III : CD18 IV : CD20

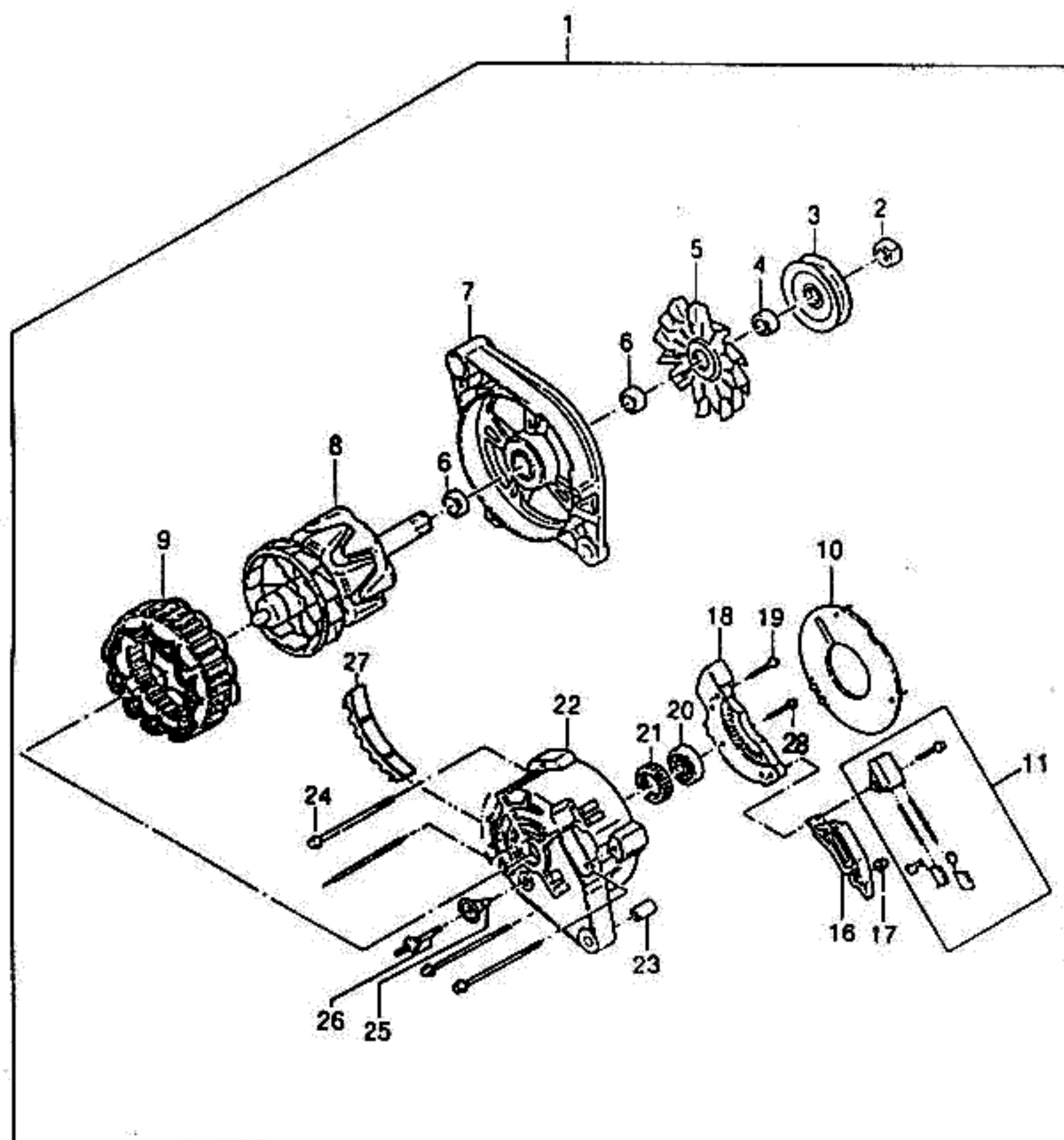


KEY NO.			PART NAME											P / C O D E
I T C	PART NO.	M O D E L				O P T I O N	L / R	Q T Y	E F F E C T I V E D A T E		R E M A R K S			
		B D Y	T / A	L E V E L					F R O M	T O				
				I	II							III	IV	
	[11] 01988075	(E)WASHER-TANG (D)DICHTUNGSRING, GRIFFZAPFEN	4		S	S	S	S		(F)RONDELLE-TALON (S)ARANDELA-COLA	1			
	[12] 01977937	(E)WASHER (D)DICHTUNGSRING	4		S	S	S	S		(F)RONDELLE (S)ARANDELA	1			
	[13] 10471909 01986754	(E)COUPLING (D)KUPPLUNG	4		S	S	-	-		(F)ACCOUPLEMENT (S)ACOPLAMIENTO	1			
	[14] 01985402	(E)PIN-ROLLER (D)STIFT,ROLLE	4		S	S	S	S		(F)BROCHE-ROULEAU (S)PASADOR-RODILLO	1			
	[15] 10496521	(E)SPRING-DETENT (D)FEDERUNG,RÜCKHALTER	4		S	S	S	S		(F)RESSORT-DETENTE (S)RESORTE-SEGURO	1			
	[16] 10472000 10495411	(E)ROTOR (D)DREHTEIL	4		S	S	-	-		(F)ROTOR (S)ROTOR	1			
	[17] 10467543 10496278	(E)CAP-DISTRIBUTOR (D)DECKEL, VERTEILER	4		S	S	-	-		(F)CHAPEAU-DISTRIBUTEUR (S)TAPA-DISTRIBUIDOR	1			
	[18] 10496401 01972943	(E)O RING (D)O RING	4		S	S	-	-		(F)JOINT TORIQUE (S)ANILLO EN O	1			
	[19] 96130866	(E)SCREW (D)SCHRAUBE	4		S	S	S	S		(F)VIS (S)TORNILLO	1	M8x28		
BDY(BODY)			T/A(TRANSAXLE)						LEVEL(TRIM LEVEL)					
4 : 4 DOOR			M : MANUAL T/A A : AUTOMATIC T/A						I : GL II : GLX III : CD18 IV : CD20					



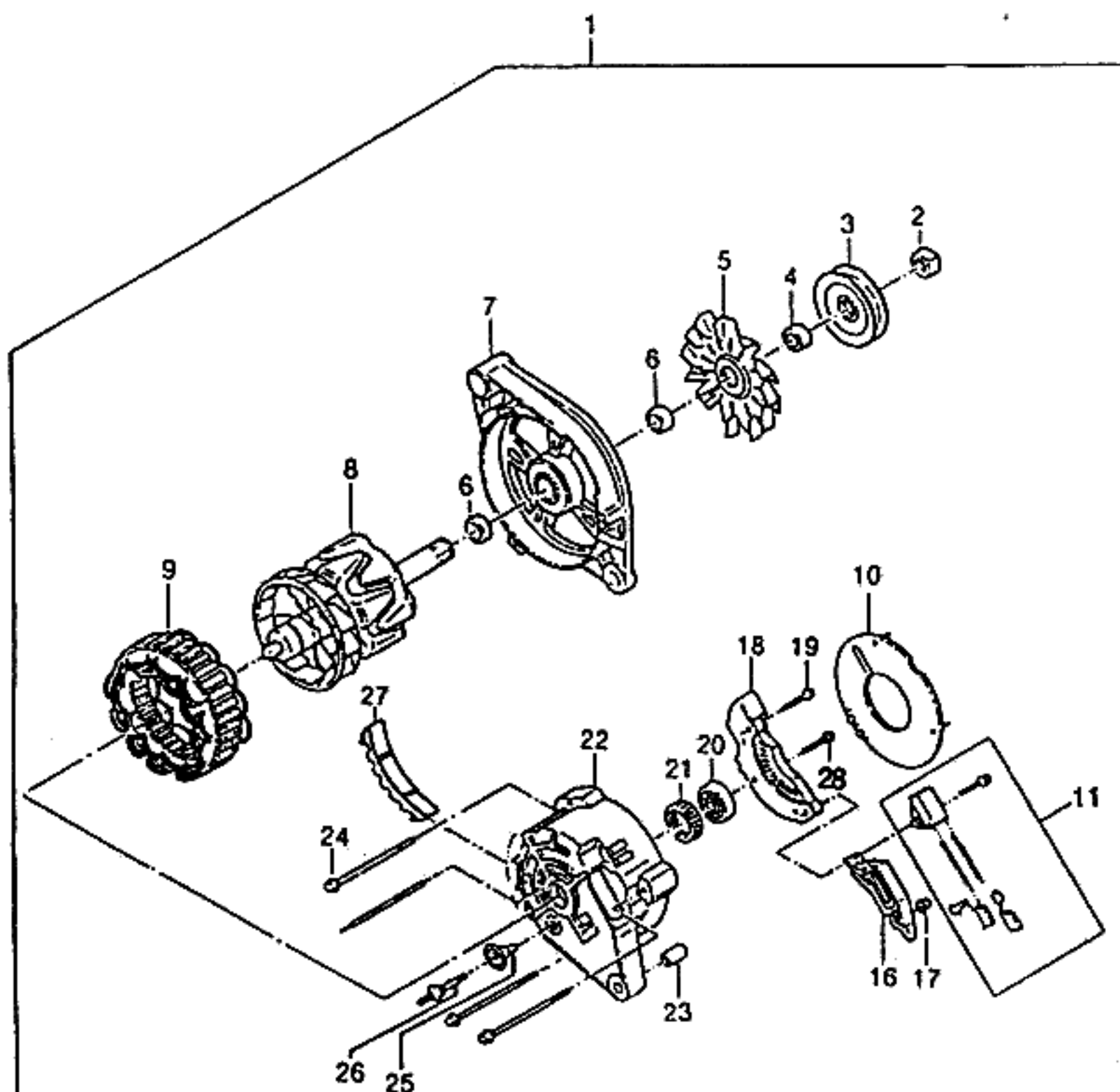
KEY NO.		PART NAME												
I T C	PART NO.	MODEL						OPTION	L / R	Q T Y	EFFECTIVE DATE		REMARKS	P / C O D E
		B D Y	T / A	LEVEL							FROM	TO		
				I	II	III	IV							
	[01]	(E)ALTERNATOR A (D)WECHSELSTROMGENERATOR								(F)ALTERNATEUR (S)ALTERNADOR				
	10480073	4		S	S	-	-			1	951009	85A		GD
Y	10480073	4		A	A	-	-	&EEC		1	951010	85A		GD
	00219091	4		-	-	S	S			1		85A		GB
	[02]	(E)NUT (D)MÜTTER								(F)ECROU (S)TUERCA				
	01911324	4		S	S	-	-			1	951009			
Y	01911324	4		A	A	-	-	&EEC		1	951010			
	01911324	4		-	-	S	S			1				
	[03]	(E)PULLEY (D)ROLLE								(F)POULIE (S)POLEA				
	10467039	4		S	S	-	-			1	951009			
Y	10467039	4		A	A	-	-	&EEC		1	951010			
	10497325	4		-	-	S	S			1				
	[04]	(E)COLLAR(LARGE) (D)KRAGEN(GROß)								(F)COLLIER (GRAND) (S)CASQUILLO (GRANDE)				
	01978064	4		S	S	-	-			1	951009			
Y	01978064	4		A	A	-	-	&EEC		1	951010			
	01978064	4		-	-	S	S			1				
	[05]	(E)FAN (D)BLÄSER								(F)VENTILATEUR (S)VENTILADOR				
	10495204	4		S	S	-	-			1	951009			
Y	10495204	4		A	A	-	-	&EEC		1	951010			
	10495204	4		-	-	S	S			1				
	[06]	(E)COLLAR(SMALL) (D)KRAGEN(KLEIN)								(F)COLLIER (PETIT) (S)CASQUILLO (PEQUEÑA)				
	01989630	4		S	S	-	-			2	951009			
Y	01989630	4		A	A	-	-	&EEC		2	951010			
	01989630	4		-	-	S	S			2				
	[07]	(E)FRAME&BEARING A (D)RAHMEN&LAGER,ANTRIEB								(F)CADRE&ROULEMENT (S)ARMADURA Y COJINETE				
	210302	4		S	S	-	-			1	951009			
BDY(BODY)		T/A(TRANSAXLE)								LEVEL(TRIM LEVEL)				
4 : 4 DOOR		M : MANUAL T/A A : AUTOMATIC T/A								I : GL II : GLX III : CD18 IV : CD20				





KEY NO.		PART NAME										P / CODE		
I T C	PART NO.	M O D E L				OPTION	L / R	Q T Y	EFFECTIVE DATE		REMARKS			
		B D Y	T / A	LEVEL					FROM	TO				
				I	II								III	IV
	[18]	(E)RECTIFIER (D)RICHTER (S)RECTIFICADOR							(F)RECTIFICATEUR (S)RECTIFICADOR					
	01989658	4		S	S	-	-		1	951009				
Y	01989658	4		A	A	-	-	&EEC	1	951010				
	01989658	4		-	-	S	S		1					
	[19]	(E)SCREW (D)SCHRAUBE (S)TORNILLO							(F)VIS (S)TORNILLO					
	01989681	4		S	S	-	-		2	951009				
Y	01989681	4		A	A	-	-	&EEC	2	951010				
	01989681	4		-	-	S	S		2					
	[20]	(E)BEARING-BALL (D)KUGELLAGER (S)COJINETE DE BOLAS							(F)ROULEMENT-BILLE (S)COJINETE DE BOLAS					
	01989646	4		S	S	-	-		1	951009				
Y	01989646	4		A	A	-	-	&EEC	1	951010				
	01989646	4		-	-	S	S		1					
	[21]	(E)RING-TOLERANCE (D)RING,TOLERANZ (S)ANILLO-TOLERANCIA							(F)ANNEAU-TOLERANCE (S)ANILLO-TOLERANCIA					
	01989648	4		S	S	-	-		1	951009				
Y	01989648	4		A	A	-	-	&EEC	1	951010				
	01989648	4		-	-	S	S		1					
	[22]	(E)FRAME-SLIP RING END (D)RAHMEN,SCHLEIFRAD-ENDE (S)ARMADURA							(F)CADRE (S)ARMADURA					
	10498011	4		S	S	-	-		1	951009				
Y	10498011	4		A	A	-	-	&EEC	1	951010				
	10496053	4		-	-	S	S		1					
	[23]	(E)BUSHING (D)LAGERFUTTER (S)BUJE DE BOQUILLA							(F)MANCHON (S)BUJE DE BOQUILLA					
	10495216	4		S	S	-	-		1	951009				
Y	10495216	4		A	A	-	-	&EEC	1	951010				
	10495216	4		-	-	S	S		1					
	[24]	(E)BOLT (D)SCHRAUBE (S)PERNO							(F)BOULON (S)PERNO					
	10473999	4		S	S	-	-		3	951009				

BDY(BODY)	T/A(TRANSAXLE)	LEVEL(TRIM LEVEL)
4 : 4 DOOR	M : MANUAL T/A A : AUTOMATIC T/A	I : GL II : GLX III : CD18 IV : CD20



KEY NO.		PART NAME												
I T C	PART NO.	M O D E L						OPTION	L / R	Q T Y	EFFECTIVE DATE		REMARKS	P / C O D E
		B D Y	T / A	LEVEL							FROM	TO		
				I	II	III	IV							
	Y 10473999	4		A	A	-	-	&EEC		3	951010			
	10473999	4		-	-	S	S			3				
	[25]			(E)INSULATION						(F)ISOLATEUR				
				(D)ISOLATOR						(S)AISLADOR				
	10498108	4		S	S	-	-			1	951009			
	Y 10498108	4		A	A	-	-	&EEC		1	951010			
	10498108	4		-	-	S	S			1				
	[26]			(E)STUD						(F)TOURILLON				
				(D)STEG						(S)TRAVESAÑO				
	01989647	4		S	S	-	-			1	951009			
	Y 01989647	4		A	A	-	-	&EEC		1	951010			
	01989647	4		-	-	S	S			1				
	[27]			(E)COVER						(F)COUVERTURE				
				(D)DECKEL						(S)CUBIERTA				
	10495205	4		S	S	-	-			1	951009			
	Y 10495205	4		A	A	-	-	&EEC		1	951010			
	10495205	4		-	-	S	S			1				
	[28]			(E)SCREW						(F)VIS				
				(D)SCHRAUBE						(S)TORNILLO				
	01989650	4		S	S	-	-			1	951009			
	Y 01989650	4		A	A	-	-	&EEC		1	951010			
	01989650	4		-	-	S	S			1				

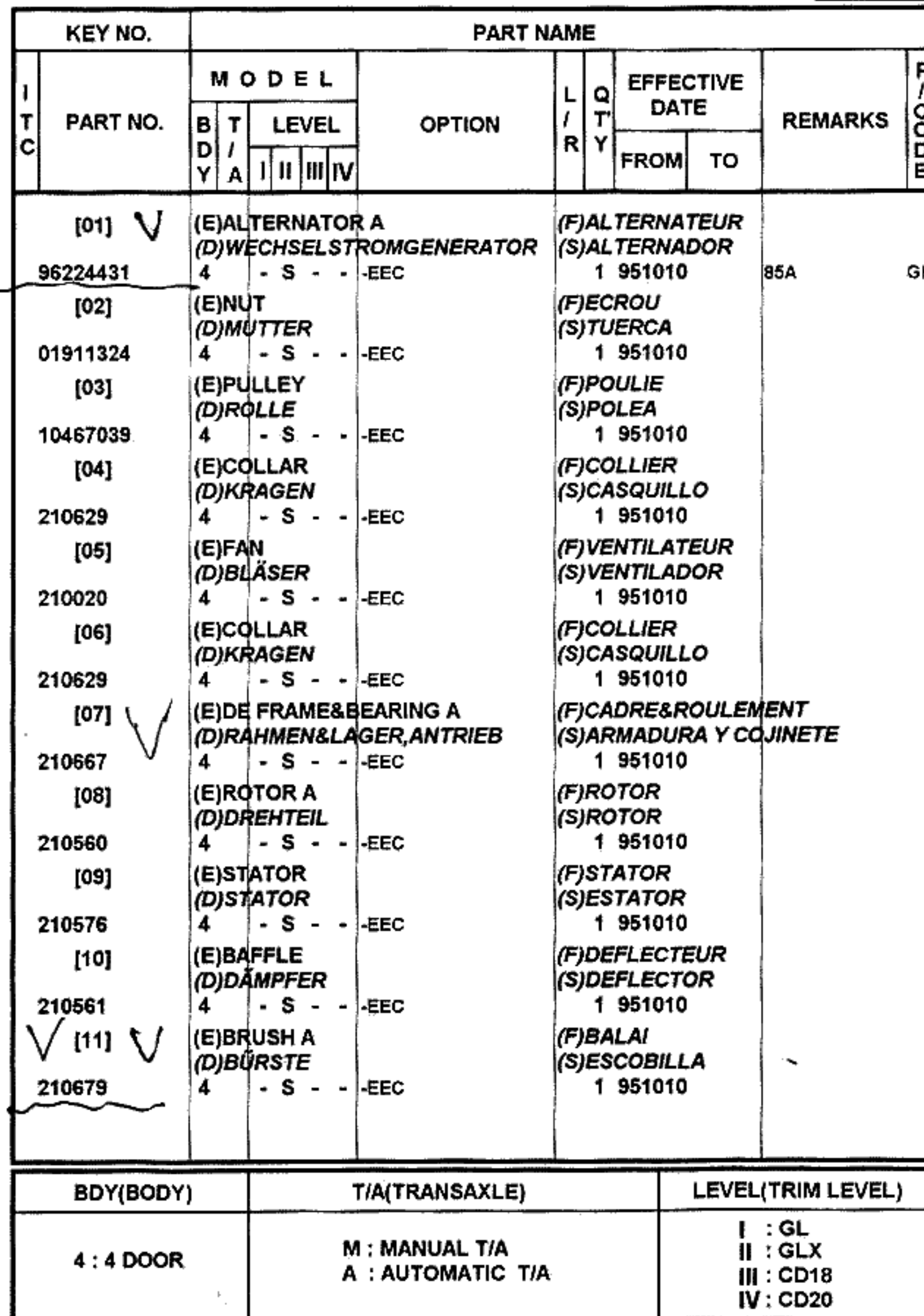
BDY(BODY)

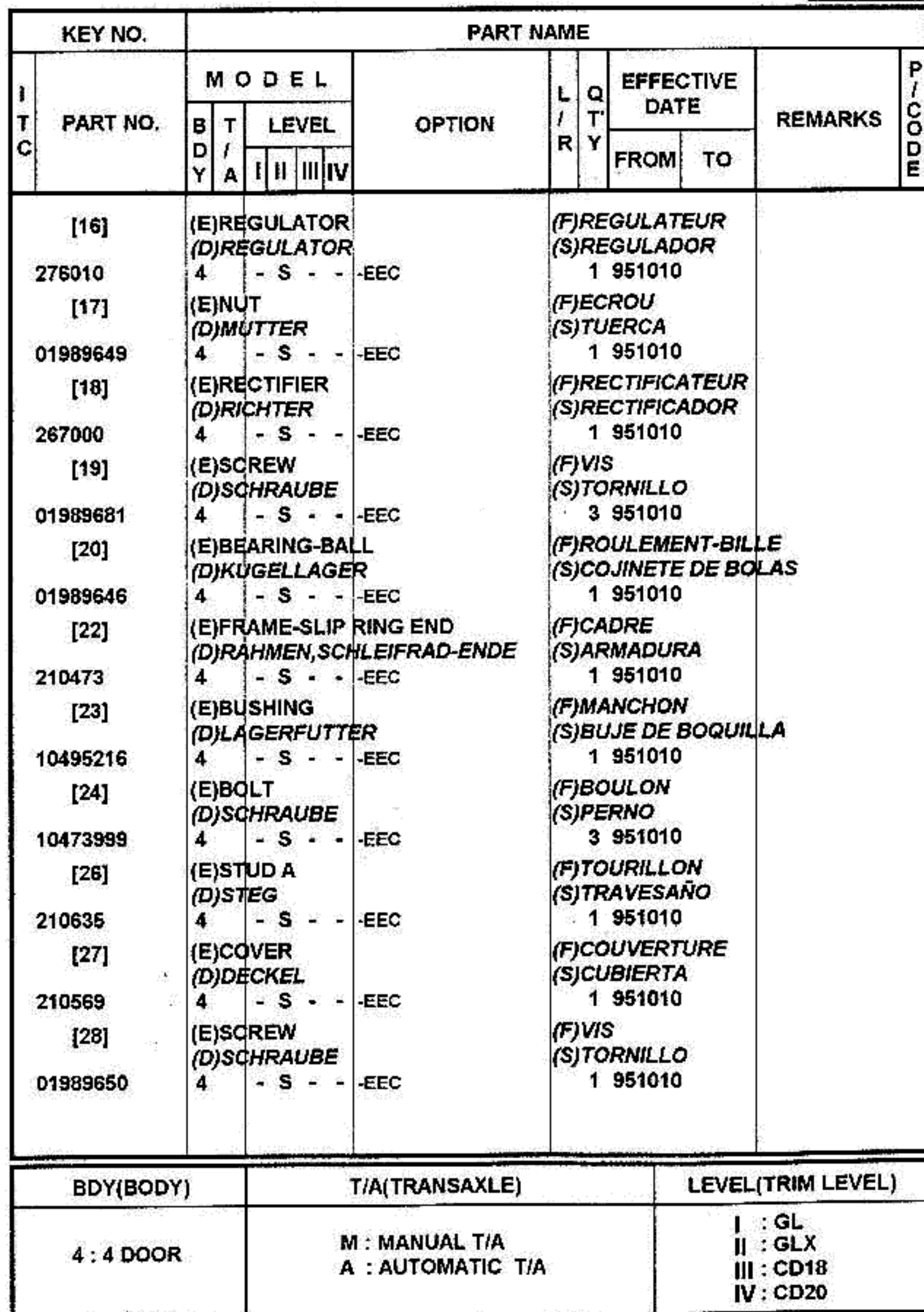
T/A(TRANSAXLE)

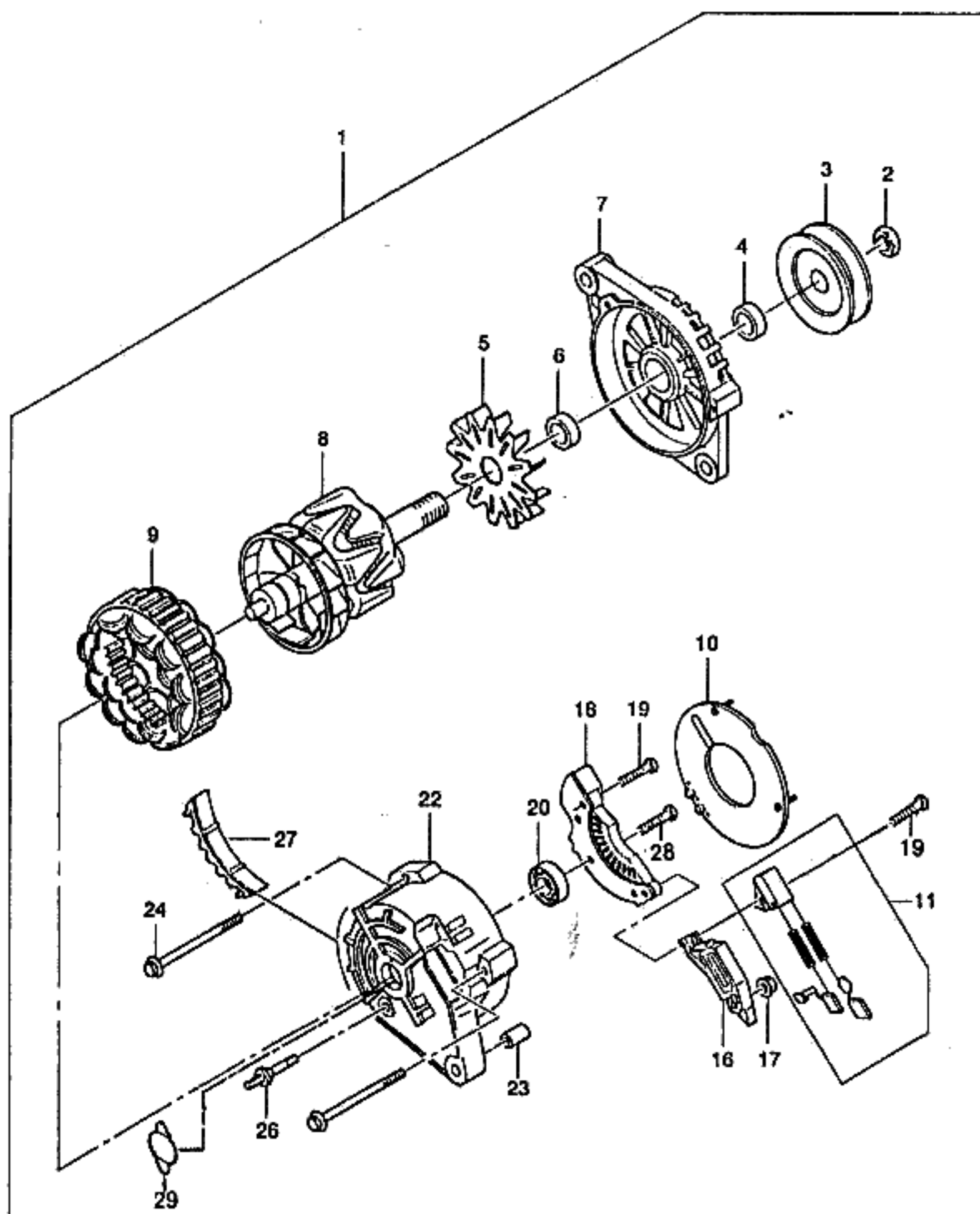
LEVEL(TRIM LEVEL)

4 : 4 DOOR

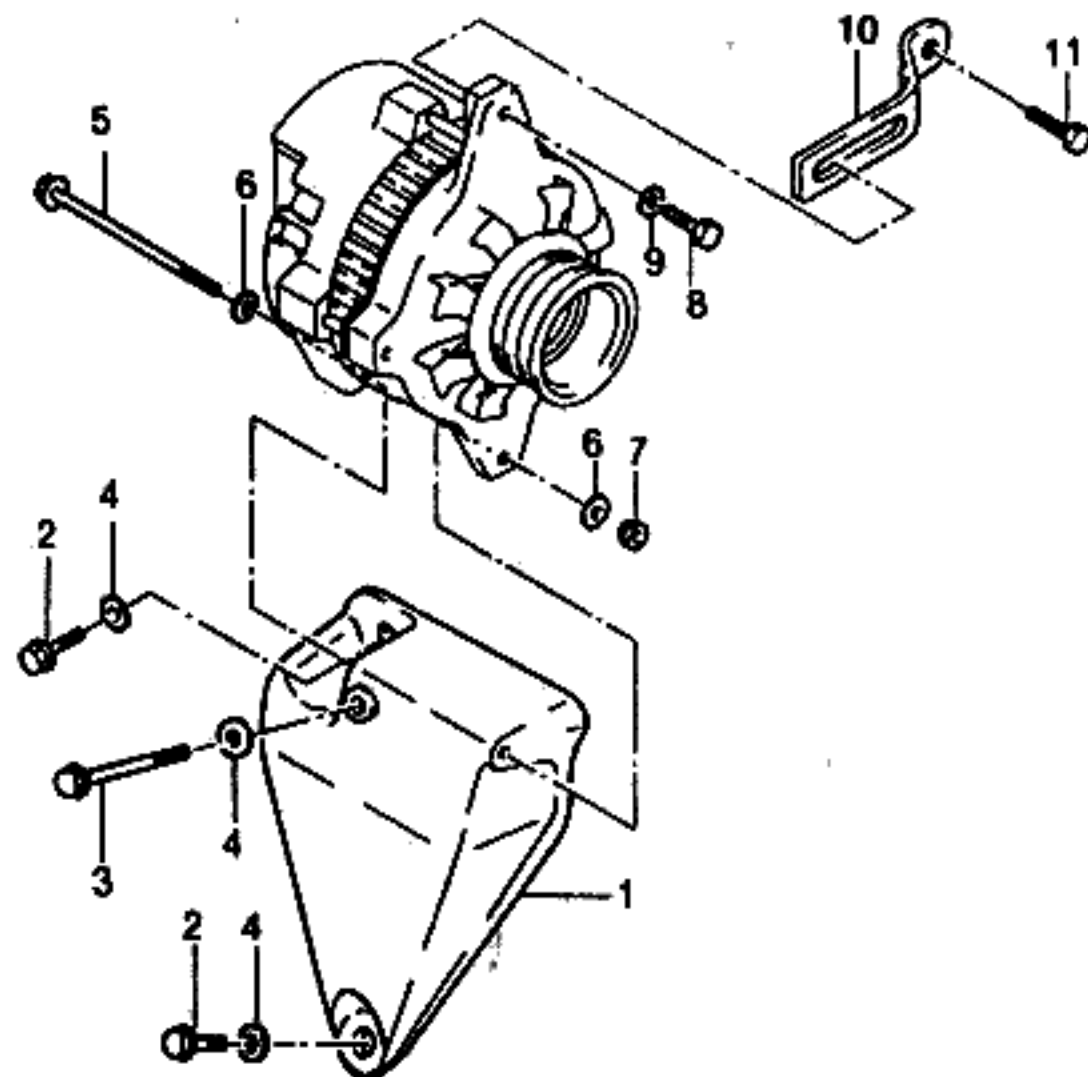
M : MANUAL T/A
A : AUTOMATIC T/AI : GL
II : GLX
III : CD18
IV : CD20





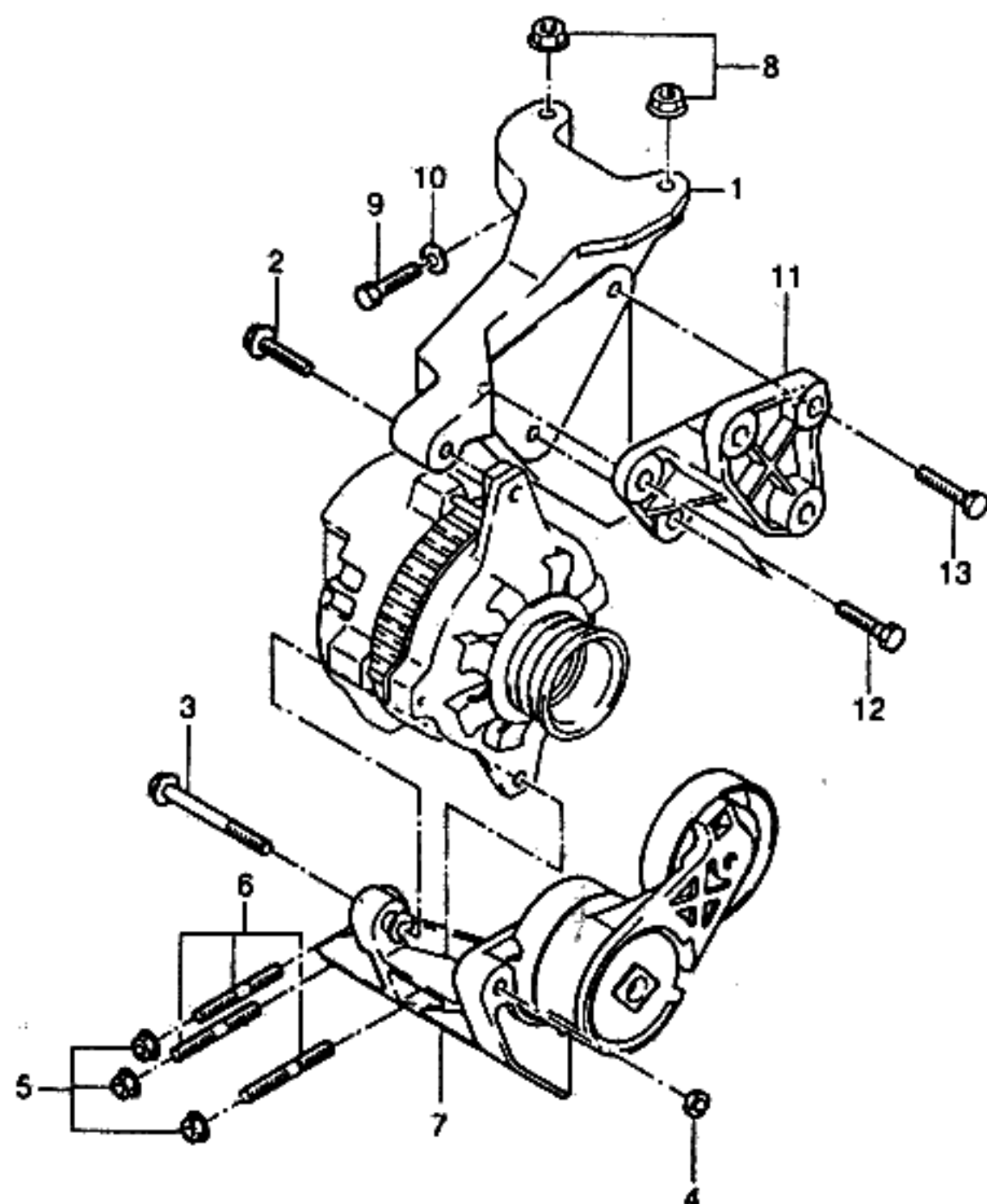


KEY NO.		PART NAME												
I T C	PART NO.	M O D E L				OPTION	L / R	Q T Y	EFFECTIVE DATE		REMARKS	P / C O D E		
		B D Y	T / A	LEVEL					FROM	TO				
				I	II								III	IV
	[29] 10476121	(E)COVER (D)DECKEL 4	-	S	-	-	-EEC		(F)COUVERTURE (S)CUBIERTA 1 951010					
BDY(BODY)		T/A(TRANSAXLE)						LEVEL(TRIM LEVEL)						
4 : 4 DOOR		M : MANUAL T/A A : AUTOMATIC T/A						I : GL II : GLX III : CD18 IV : CD20						

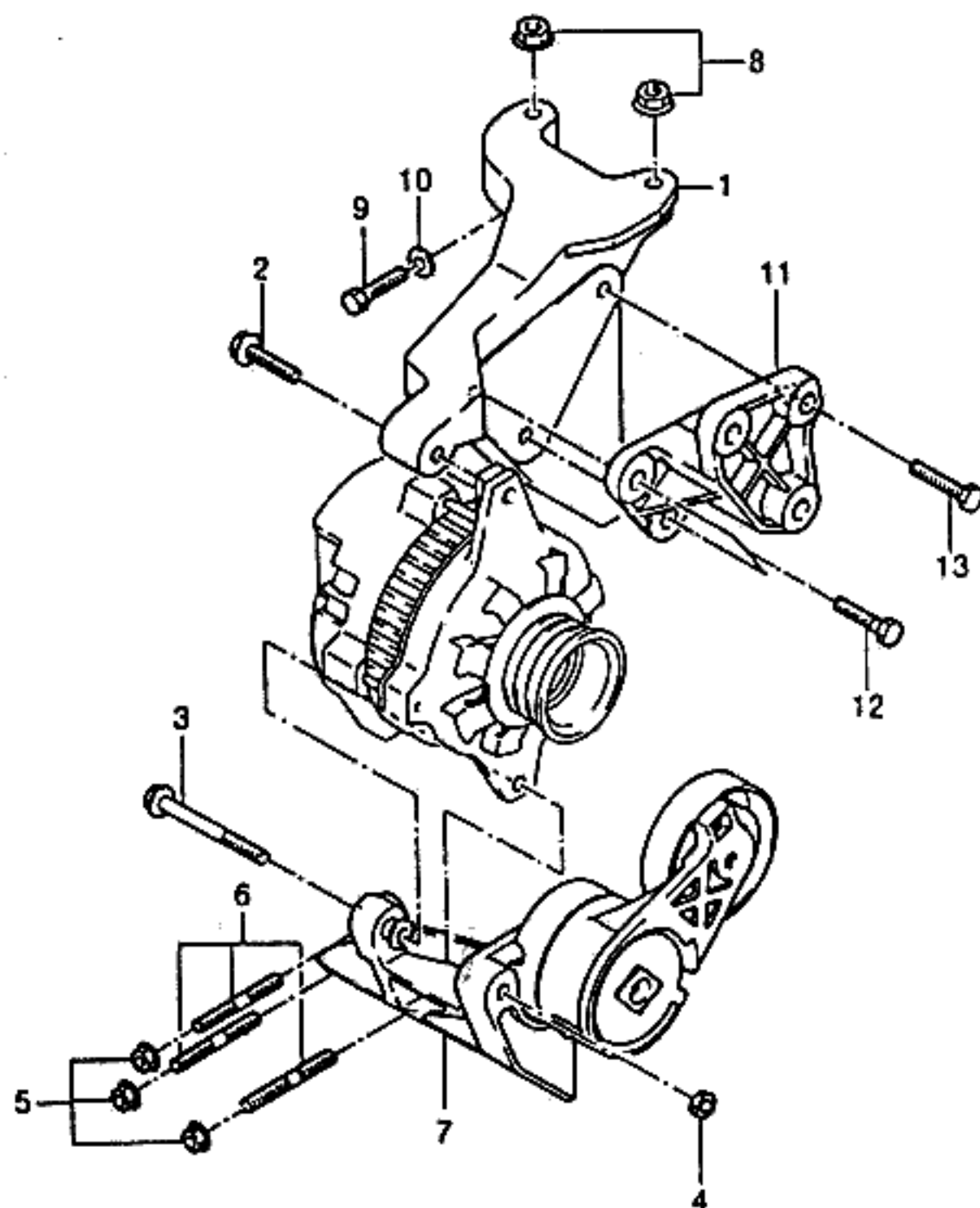


KEY NO.		PART NAME										
I T C	PART NO.	M O D E L				O P T I O N	L / R	Q T Y	EFFECTIVE DATE		R E M A R K S	P / C O D E
		B D Y	T / A	L E V E L					F R O M	T O		
				I	II							
	[01]	(E)BRACKET-ALTERNATOR						(F)SUPPORT-ALTERNATEUR				
	5094019001	(D)TRÄGER						(S)SOPORTE-ALTERNADOR				
		4	S	S	-	-		1				
	[02]	(E)SCREW						(F)VIS				
	11043551	(D)SCHRAUBE						(S)TORNILLO			M10x1.5	
		4	S	S	-	-		2				
	[03]	(E)SCREW						(F)VIS				
	96130979	(D)SCHRAUBE						(S)TORNILLO			M10x1.5	
		4	S	S	-	-		1				
	[04]	(E)WASHER						(F)RONDELLE				
	11010023	(D)DICHTUNGSRING						(S)ARANDELA			10.5	
		4	S	S	-	-		3				
	[05]	(E)SCREW						(F)VIS				
	11062821	(D)SCHRAUBE						(S)TORNILLO			M8x1.25	
		4	S	S	-	-		1				
	[06]	(E)WASHER						(F)RONDELLE				
	11010094	(D)DICHTUNGSRING						(S)ARANDELA			8.4	
		4	S	S	-	-		2				
	[07]	(E)NUT						(F)ECROU				
	11068352	(D)MUTTER						(S)TUERCA			M8	
		4	S	S	-	-		1				
	[08]	(E)SCREW						(F)VIS				
	11042891	(D)SCHRAUBE						(S)TORNILLO			M8x22	
		4	S	S	-	-		1				
	[09]	(E)WASHER						(F)RONDELLE				
	11046152	(D)DICHTUNGSRING						(S)ARANDELA			8.4	
		4	S	S	-	-		1				
	[10]	(E)BRACE-ALTERNATOR						(F)SUPPORT-ALTERNATEUR				
	90144296	(D)SCHIENE						(S)REFUERZO-ALTERNADOR				
		4	S	S	-	-		1				
	[11]	(E)SCREW						(F)VIS				
	11043185	(D)SCHRAUBE						(S)TORNILLO			M8x1.25	
		4	S	S	-	-		1				

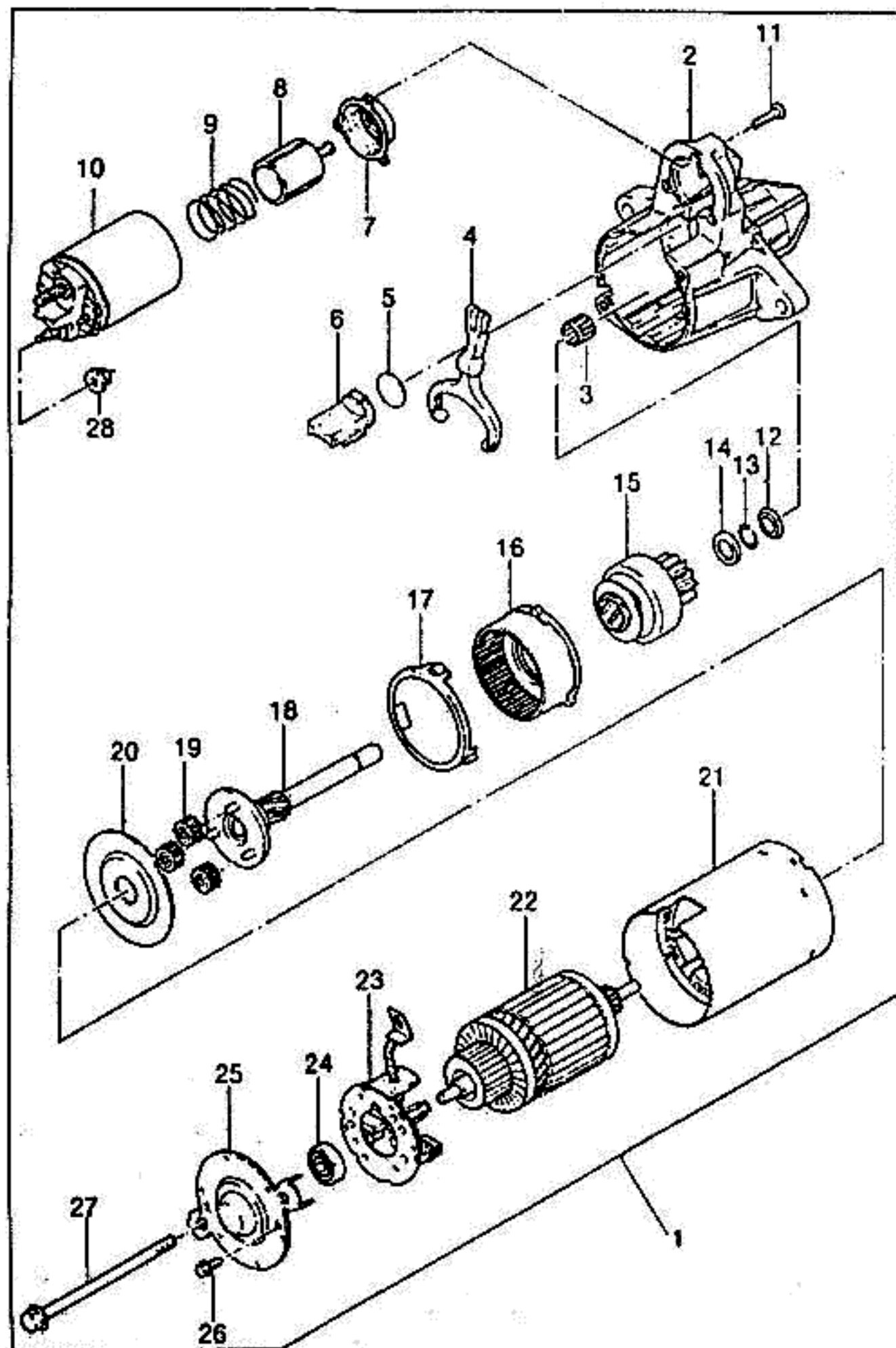
BDY(BODY)	T/A(TRANSAXLE)	LEVEL(TRIM LEVEL)
4 : 4 DOOR	M : MANUAL T/A A : AUTOMATIC T/A	I : GL II : GLX III : CD18 IV : CD20



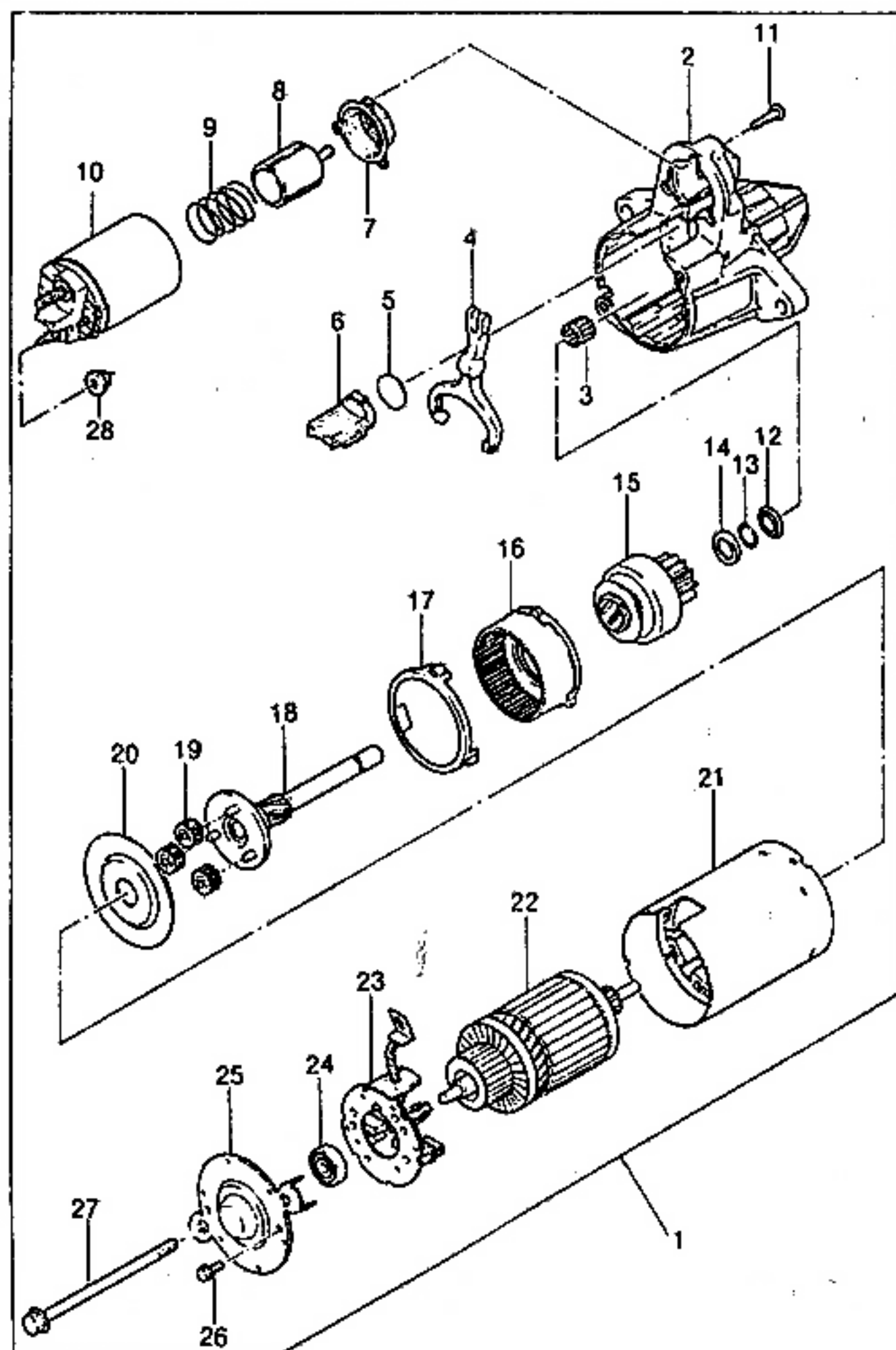
KEY NO.		PART NAME												
I T C	PART NO.	M O D E L				O P T I O N	L / R	Q T Y	E F F E C T I V E D A T E		R E M A R K S	P / C O D E		
		B D Y	T / A	L E V E L					F R O M	T O				
				I	II								III	IV
	[01]	(E)BRKT-ALTER & P/STRG PUMP (D)TRÄGER					(F)SUPPORT (S)SOPORTE							
	96130525	4	-	-	S		S	1						
	[02]	(E)SCREW (D)SCHRAUBE					(F)VIS (S)TORNILLO							
	10018898	4	-	-	S		S	1	M8x35					
	[03]	(E)SCREW (D)SCHRAUBE					(F)VIS (S)TORNILLO							
	11508911	4	-	-	S		S	1	M10x115					
	[04]	(E)NUT (D)MUTTER					(F)ECROU (S)TUERCA							
	11508006	4	-	-	S		S	1	M10					
	[05]	(E)NUT (D)MUTTER					(F)ECROU (S)TUERCA							
	11502812	4	-	-	S		S	3	M10					
	[06]	(E)BOLT-STUD (D)STIFTSCHRAUBE					(F)BOULON-TETON (S)PERNO-ESPIGA							
	10024396	4	-	-	S	S	3							
	[07]	(E)BRACKET-ALTER TENSIONER (D)TRÄGER				(F)SUPPORT-ALTERNATEUR (S)SOPORTE-TENSION DE ALTER								
	96130281	4	-	-	S	S	1							
	[08]	(E)NUT (D)MUTTER				(F)ECROU (S)TUERCA								
	11508006	4	-	-	S	S	2	M10						
	[09]	(E)SCREW (D)SCHRAUBE				(F)VIS (S)TORNILLO								
	11043352	4	-	-	S	S	1	M8x45						
	[10]	(E)WASHER (D)DICHTUNGSRING				(F)RONDELLE (S)ARANDELA								
	11010094	4	-	-	S	S	1	8.4						
	[11]	(E)SPACER-GUIDE ROLLER (D)DISTANZSTÜCK				(F)ENTRETOISE-ROULEAU GUIDE (S)ESPACIADOR								
	96121438	4	-	-	S	S	1							
BDY(BODY)		T/A(TRANSAXLE)						LEVEL(TRIM LEVEL)						
4 : 4 DOOR		M : MANUAL T/A A : AUTOMATIC T/A						I : GL II : GLX III : CD18 IV : CD20						



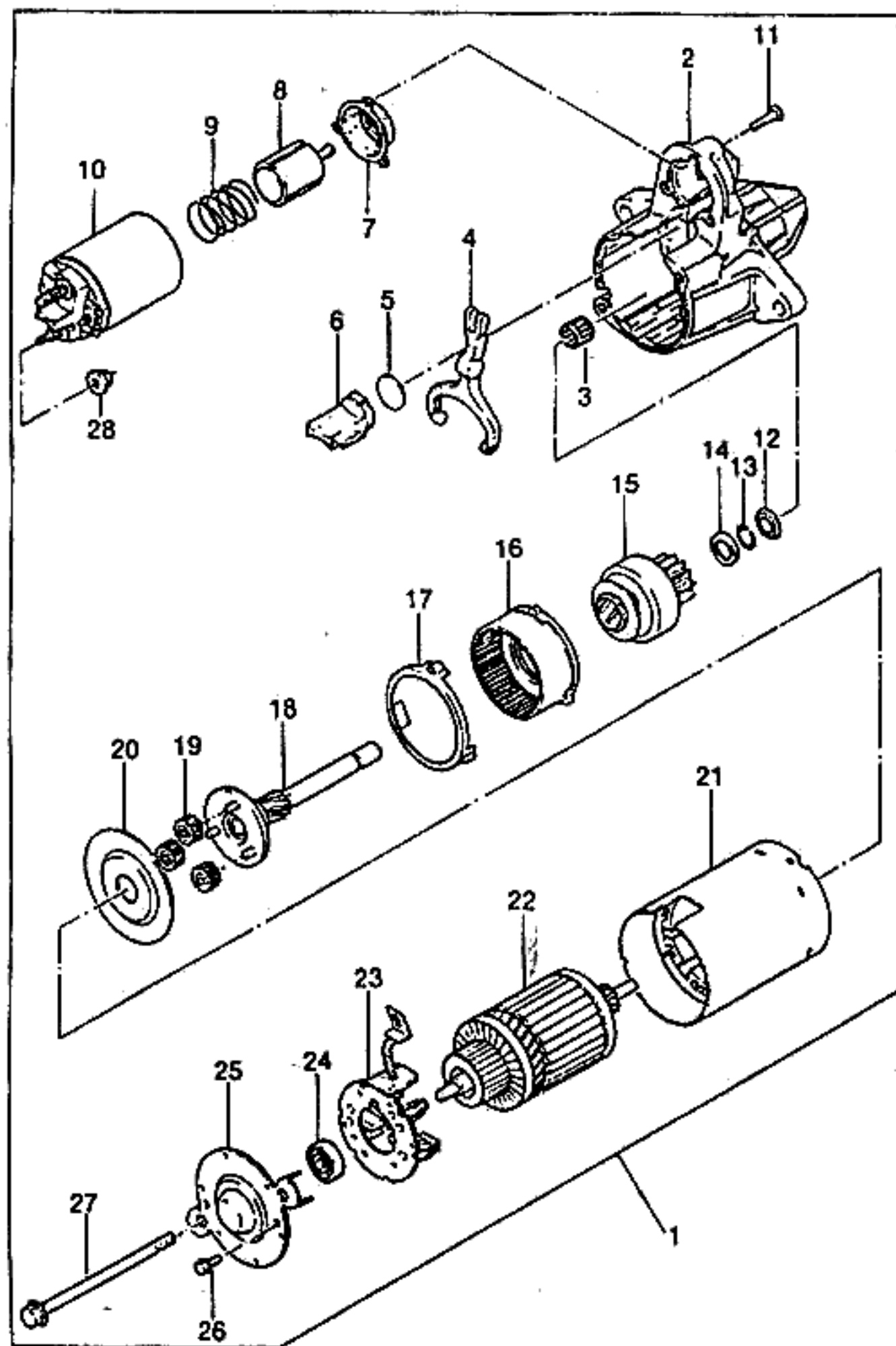
KEY NO.			PART NAME											
I T C	PART NO.	M O D E L						O P T I O N	L / R	Q T Y	E F F E C T I V E D A T E		R E M A R K S	P / C O D E
		B D Y	T / A	L E V E L							F R O M	T O		
				I	II	III	IV							
	[12] 96144040	(E)BOLT & WASHER (D)SCHRAUBE&MUTTER 4	-	-	S	S			(F)BOULON&RONDELLE (S)PERNO Y ARANDELA 3			M8x1.25		
	[13] 11048333	(E)SCREW (D)SCHRAUBE 4	-	-	S	S			(F)VIS (S)TORNILLO 3			M8x1.25		
BDY(BODY)		T/A(TRANSAXLE)						LEVEL(TRIM LEVEL)						
4 : 4 DOOR		M : MANUAL T/A A : AUTOMATIC T/A						I : GL II : GLX III : CD18 IV : CD20						



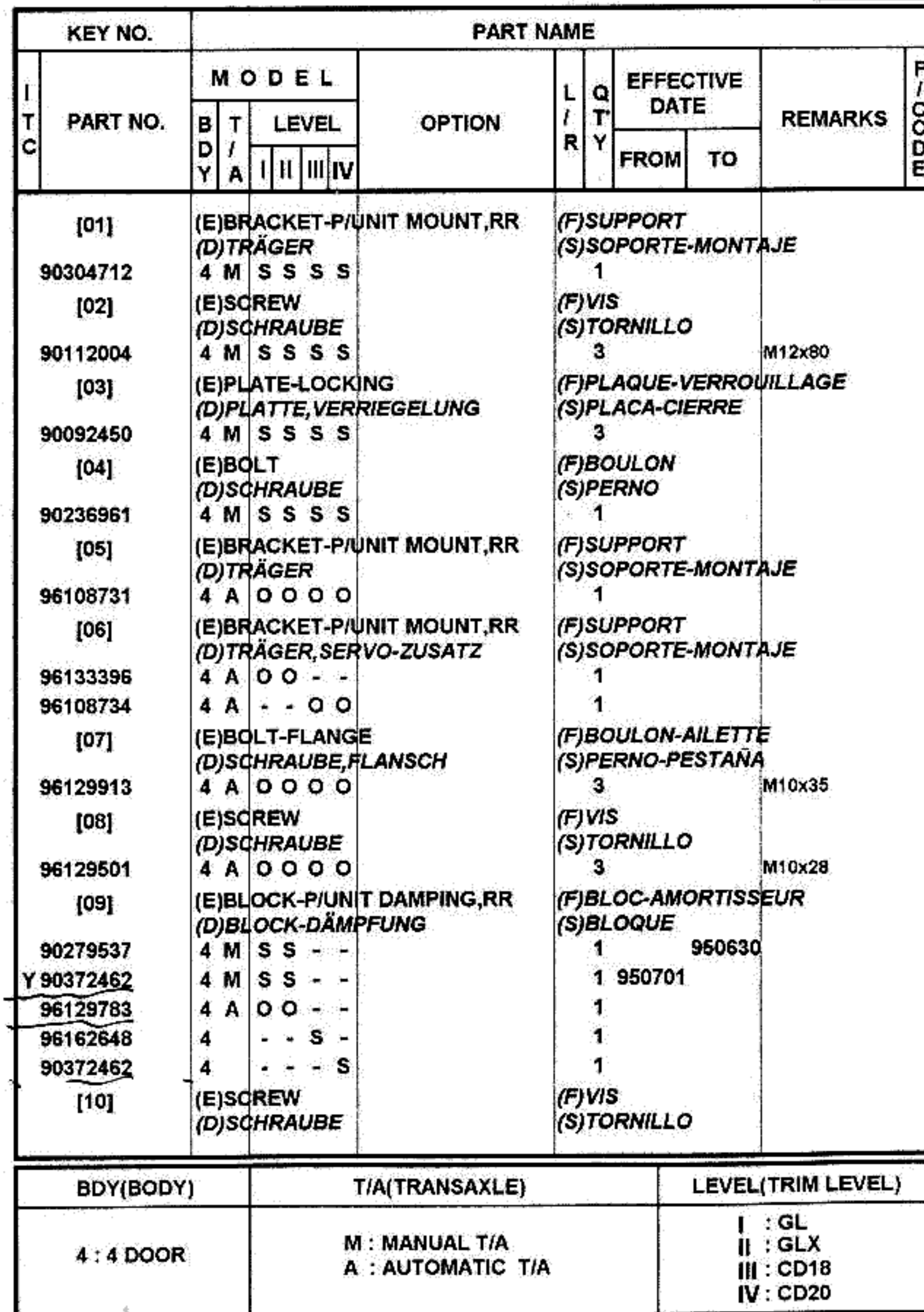
KEY NO.		PART NAME												
I T C	PART NO.	M O D E L						O P T I O N	L / R	Q T Y	E F F E C T I V E D A T E		R E M A R K S	P / C O D E
		B D Y	T / A	L E V E L							F R O M	T O		
				I	II	III	IV							
	[01]	(E)STARTER A (D)ANLASSER								(F)DEMARREUR (S)ARRANQUE				
	09000801	4		S	S	-	-			1			1.4KW	SU
	09000794	4		-	-	S	S	-XCA		1	950621		1.4KW	SR
	09000817	4		-	-	A	A	&XCA		1	950621		1.7KW	SX
Y	09000794	4		-	-	S	S			1	950621		1.4KW	SR
	[02]	(E)HOUSING-STARTER (D)GEHÄUSE,ANLASSER												
	10476430	4		S	S	-	-			1				
	10475966	4		-	-	S	S			1				
	[03]	(E)BEARING-NEEDLE (D)KUGELLAGER,NADEL												
	09440923	4		S	S	S	S			1				
	[04]	(E)LEVER (D)HEBEL												
	10476003	4		S	S	S	S			1				
	[05]	(E)PLATE (D)PLATTE												
	10475061	4		S	S	S	S			1				
	[06]	(E)PLUG (D)STÖPSEL												
	10475995	4		S	S	S	S			1				
	[07]	(E)BOOT (D)KOFFERRAUM												
	10475079	4		S	S	S	S			1				
	[08]	(E)PLUNGER (D)TAUCHER												
	10475076	4		S	S	S	S			1				
	[09]	(E)SPRING (D)FEDERUNG												
	10475059	4		S	S	S	S			1				
	[10]	(E)SOLENOID A (D)SOLENOID												
	10475982	4		S	S	S	S			1				
BDY(BODY)			T/A(TRANSAXLE)							LEVEL(TRIM LEVEL)				
4 : 4 DOOR			M : MANUAL T/A A : AUTOMATIC T/A							I : GL II : GLX III : CD18 IV : CD20				

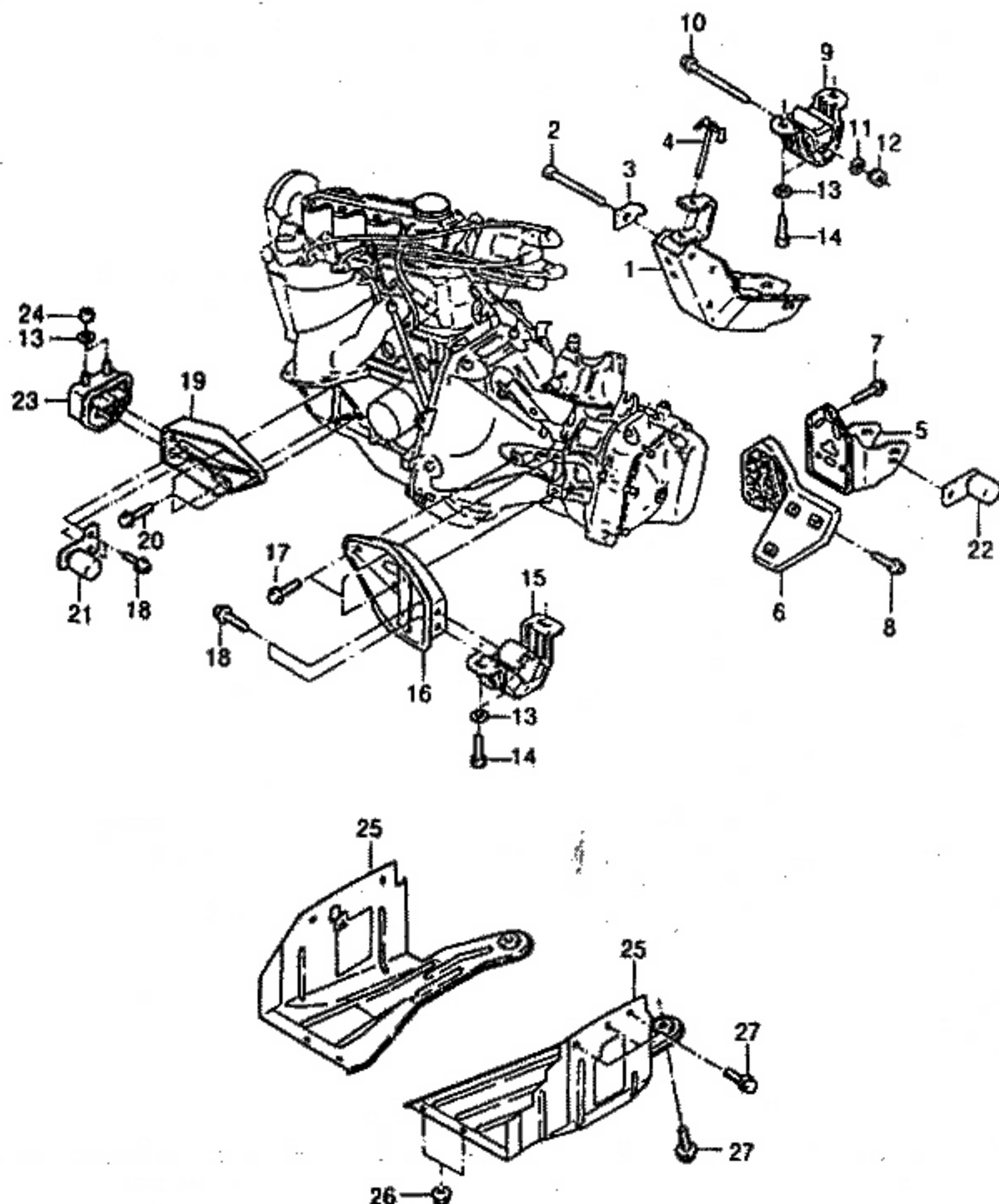


KEY NO.		PART NAME												
I T C	PART NO.	M O D E L						OPTION	L / R	Q T Y	EFFECTIVE DATE		REMARKS	P / C O D E
		B D Y	T / A	LEVEL							FROM	TO		
				I	II	III	IV							
	[11]	(E)SCREW (D)SCHRAUBE							(F)VIS (S)TORNILLO					
	10475056	4		S	S	S	S		3					
	[12]	(E)COLLAR (D)KRAGEN							(F)COLLIER (S)CASQUILLO					
	10477310	4		S	S	S	S		1					
	[13]	(E)RING-LOCKING (D)RING,KONTER							(F)ANNEAU-VERROUILLAGE (S)ANILLO-CERRADOR					
	01927848	4		S	S	S	S		1					
	[14]	(E)PINION-STOP (D)RITZEL,STOPP							(F)PIGNON-ARRET (S)PIÑON-TOPE					
	01927849	4		S	S	S	S		1					
	[15]	(E)DRIVE A (D)ANTRIEB							(F)ENTRAINEMENT (S)IMPULSADOR					
	10475974	4		S	S	S	S		1					
	[16]	(E)GEAR-SUPPORT (D)GETRIEBE							(F)ENGRENAGE (S)ENGRANAJE					
	10475976	4		S	S	S	S	-XCA	1					
	110676	4		-	-	A	A	&XCA	1		950621			
N	10475976	4		-	-	S	S	&XCA	1	950621				
	[17]	(E)CUSHION (D)POLSTER							(F)COUSSIN (S)COJIN					
	10476005	4		S	S	S	S		1					
	[18]	(E)SHAFT (D)SPINDEL							(F)ARBRE (S)EJE					
	10475970	4		S	S	S	S	-XCA	1					
	110555	4		-	-	A	A	&XCA	1		950621			
N	10475970	4		-	-	S	S	&XCA	1	950621				
	[19]	(E)GEAR (D)GETRIEBE							(F)ENGRENAGE (S)ENGRANAJE					
	10475979	4		S	S	S	S	-XCA	3					
	110675	4		-	-	A	A	&XCA	3		950621			
N	10475979	4		-	-	S	S	&XCA	3	950621				
BDY(BODY)			T/A(TRANSAXLE)						LEVEL(TRIM LEVEL)					
4 : 4 DOOR			M : MANUAL T/A A : AUTOMATIC T/A						I : GL II : GLX III : CD18 IV : CD20					

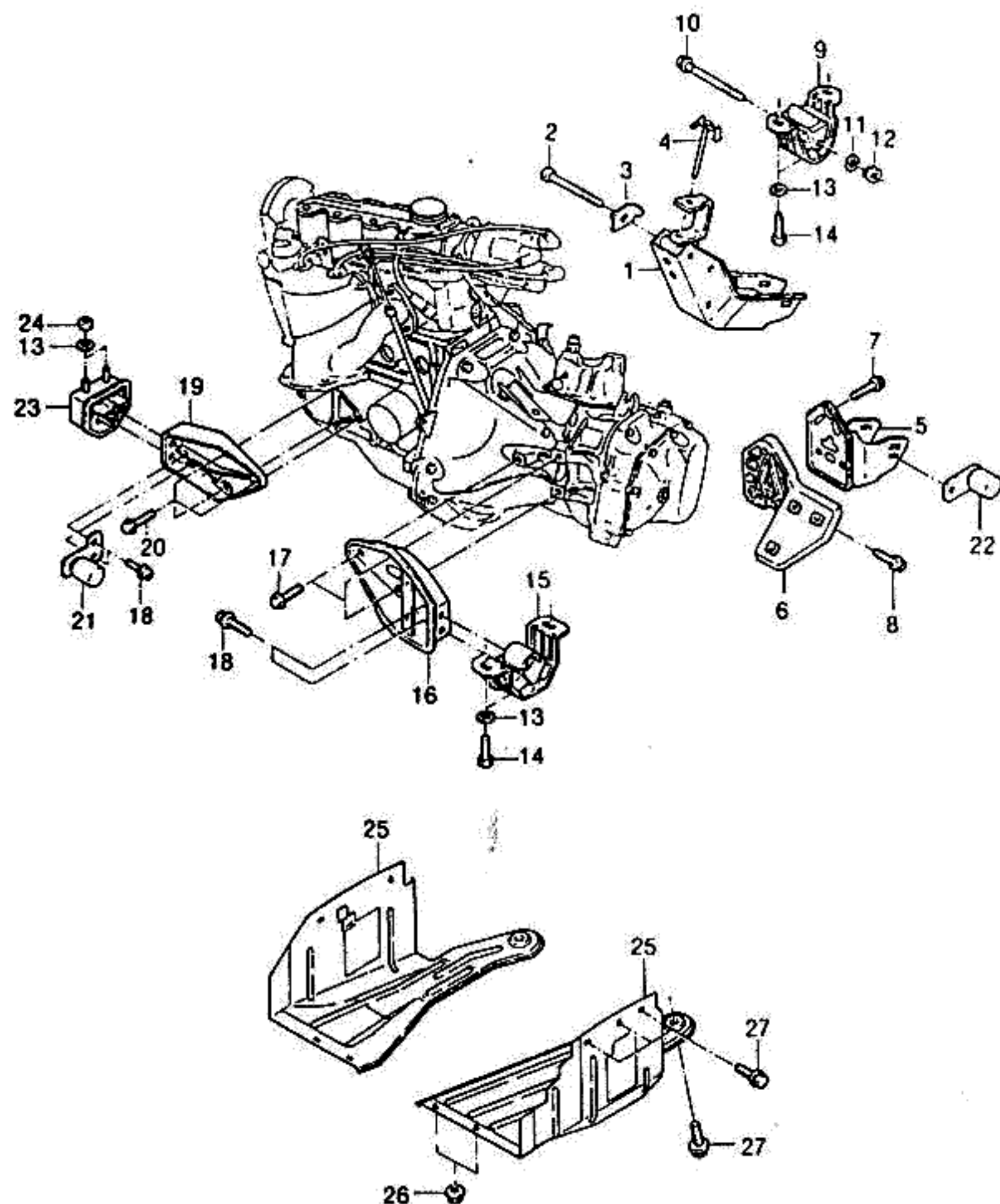


KEY NO.		PART NAME												
I T C	PART NO.	M O D E L				O P T I O N	L / R	Q T Y	EFFECTIVE DATE		R E M A R K S	P / C O D E		
		B D Y	T / A	L E V E L					F R O M	T O				
				I	II								III	IV
	[20]	(E)SHIELD (D)SCHILD						(F)BOUCLIER (S)ESCUDO						
	10476004	4		S	S	S	S	1						
	[21]	(E)FRAME-FIELD (D)RAHMEN,FELD						(F)CADRE-CHAMP (S)ARMADURA-CAMPO						
	10476433	4		S	S	-	-	1						
	10475996	4		-	-	S	S	1						
	[22]	(E)ARMATURE (D)ARMATUR						(F)ARMATURE (S)ARMADURA						
	10475990	4		S	S	S	S	1						
	[23]	(E)HOLDER-BRUSH (D)BEHÄLTER,BÜRSTE						(F)MONTURE-BALAI (S)RETENEDOR-CEPILLO						
	10476006	4		S	S	S	S	1						
	[24]	(E)BEARING-BALL (D)KUGELLAGER						(F)ROULEMENT-BILLE (S)COJINETE DE BOLAS						
	09440924	4		S	S	S	S	1						
	[25]	(E)FRAME-COMMUTATOR END (D)RAHMEN,KOMMUTATOR ENDE						(F)CADRE (S)ARMADURA						
	10468555	4		S	S	S	S	1						
	[26]	(E)SCREW (D)SCHRAUBE						(F)VIS (S)TORNILLO						
	10497256	4		S	S	S	S	1						
	[27]	(E)BOLT (D)SCHRAUBE						(F)BOULON (S)PERNO						
	10476002	4		S	S	S	S	1						
	[28]	(E)NUT (D)MUTTER						(F)ECROU (S)TUERCA						
	10498156	4		-	S	S	S	1						
BDY(BODY)		T/A(TRANSAXLE)						LEVEL(TRIM LEVEL)						
4 : 4 DOOR		M : MANUAL T/A A : AUTOMATIC T/A						I : GL II : GLX III : CD18 IV : CD20						





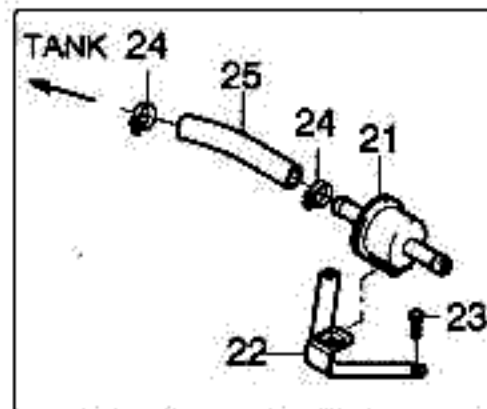
KEY NO.		PART NAME												
I T C	PART NO.	MODEL						OPTION	L / R	Q T Y	EFFECTIVE DATE		REMARKS	P / C O D E
		B D Y	T / A	LEVEL							FROM	TO		
				I	II	III	IV							
	90112006 [11]	4		S	S	S	S			1			M10x94	
		(E)WASHER								(F)RONDELLE				
		(D)DICHTUNGSRING								(S)ARANDELA				
	11010027 [12]	4		S	S	S	S			1			10.5	
		(E)NUT								(F)ECROU				
		(D)MUTTER								(S)TUERCA				
	11067237 [13]	4		S	S	S	S			1			M10	
		(E)WASHER								(F)RONDELLE				
		(D)DICHTUNGSRING								(S)ARANDELA				
	90135334 [14]	4		S	S	S	S			6				
		(E)SCREW								(F)VIS				
		(D)SCHRAUBE								(S)TORNILLO				
	11085241 [15]	4		S	S	S	S			4			M10x24	
		(E)BLOCK-P/UNIT DAMPING,FRT								(F)BLOC-AMORTISSEUR				
		(D)BLOCK-DÄMPFUNG								(S)BLOQUE				
	90250437	4	M	S	S	S	S			L 1				
	96111237	4	A	O	O	O	O			L 1				
	[16]	(E)BRACKET-P/UNIT MOUNT,FRT								(F)SUPPORT-AMORTISSEUR				
		(D)TRÄGER-DÄMPFUNG								(S)SOPORTE				
	96129740	4	M	S	S	S	S			L 1				
	96133395	4	A	O	O	-	-			L 1				
	96111219	4	A	-	-	O	O			L 1				
	[17]	(E)SCREW								(F)VIS				
		(D)SCHRAUBE								(S)TORNILLO				
	11083823	4	M	S	S	S	S			3			M10x22	
	11082123	4	A	O	O	O	O			3			M10x26	
	[18]	(E)BOLT-FLANGE								(F)BOULON-AILETTE				
		(D)SCHRAUBE,FLANSCH								(S)PERNO-PESTAÑA				
	96129913	4		S	S	S	S			4			M10x35	
	[19]	(E)BRACKET-P/UNIT MOUNT,FRT								(F)SUPPORT				
		(D)TRÄGER								(S)SOPORTE-MONTAJE				
	96101319	4	M	S	S	-	-			R 1				
	96136383	4	A	O	O	-	-			R 1				
BDY(BODY)		T/A(TRANSAXLE)							LEVEL(TRIM LEVEL)					
4 : 4 DOOR		M : MANUAL T/A A : AUTOMATIC T/A							I : GL II : GLX III : CD18 IV : CD20					



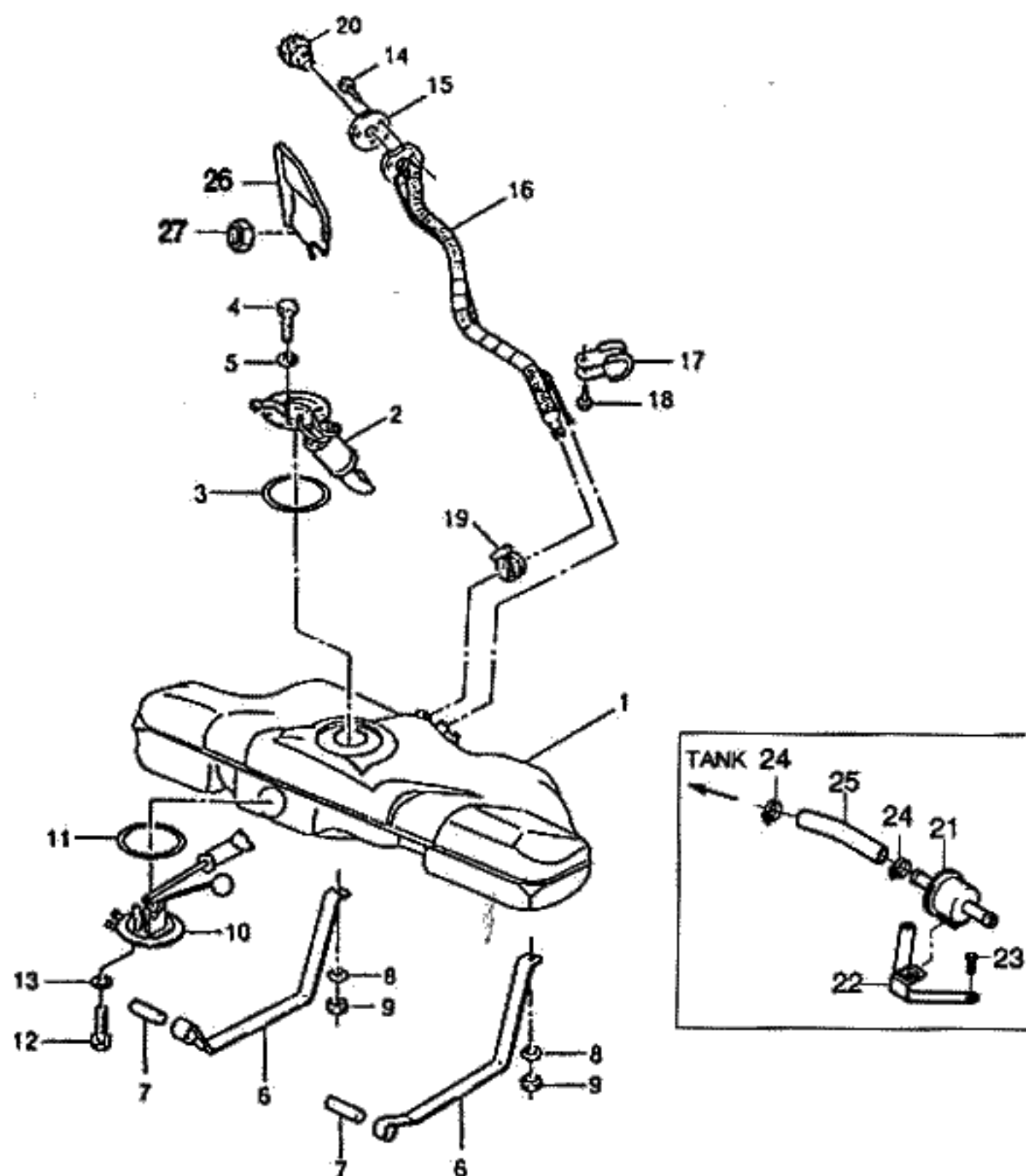
KEY NO.		PART NAME												
I T C	PART NO.	M O D E L						OPTION	L / R	Q T Y	EFFECTIVE DATE		REMARKS	P / C O D E
		B D Y	T / A	LEVEL							FROM	TO		
				I	II	III	IV							
	96101357	4	M	-	S	S				R	1			
	96102177-A	4	A	-	-	O	O			R	1			
	[20]	(E)SCREW (D)SCHRAUBE								(F)VIS (S)TORNILLO				
	11082123	4		S	S	S	S			3		M10x26		
	[21]	(E)DAMPER-VIBRATION,FRONT (D)DÄMPFER,VIBRATION,VORNE								(F)AMORTISSEUR-VIBRATION (S)AMORTIGUADOR-VIBRACION				
	96133640	4	A	O	O	-	-			R	1			
	[22]	(E)DAMPER-VIBRATION,REAR (D)DÄMPFER,VIBRATION,HINTEN								(F)AMORTISSEUR-VIBRATION (S)AMORTIGUADOR-VIBRACION				
	96133512	4	A	O	O	-	-			1				
	[23]	(E)BLOCK-P/UNIT DAMPING,FRT (D)BLOCK-DÄMPFUNG								(F)BLOC-AMORTISSEUR (S)BLOQUE				
	90250348	4		S	S	-	-			R	1			
	90289606	4	M	-	-	S	S			R	1			
	96117443	4	A	-	-	O	O			R	1			
	[24]	(E)NUT (D)MUTTER								(F)ECROU (S)TUERCA				
	11013129	4		S	S	S	S			2		M10		
	[25]	(E)DEFLECTOR-WATER (D)WASSERSCHUTZ-FLÜGEL								(F)DEFLECTEUR-EAU (S)DEFLECTOR-AGUA				
	96109897	4		S	S	S	S			L	1			
	96109899-B	4		S	S	S	S			R	1			
	[26]	(E)NUT (D)MUTTER								(F)ECROU (S)TUERCA				
	96176931	4		S	S	S	S			4	950304	M6		
Y	11063471	4		S	S	S	S			4	950304	M6		
	[27]	(E)SCREW (D)SCHRAUBE								(F)VIS (S)TORNILLO				
	96167322	4		S	S	S	S			4		M6x1522		
BDY(BODY)		T/A(TRANSAXLE)						LEVEL(TRIM LEVEL)						
4 : 4 DOOR		M : MANUAL T/A A : AUTOMATIC T/A						I : GL II : GLX III : CD18 IV : CD20						

2**FUEL & ENGINE CONTROL**

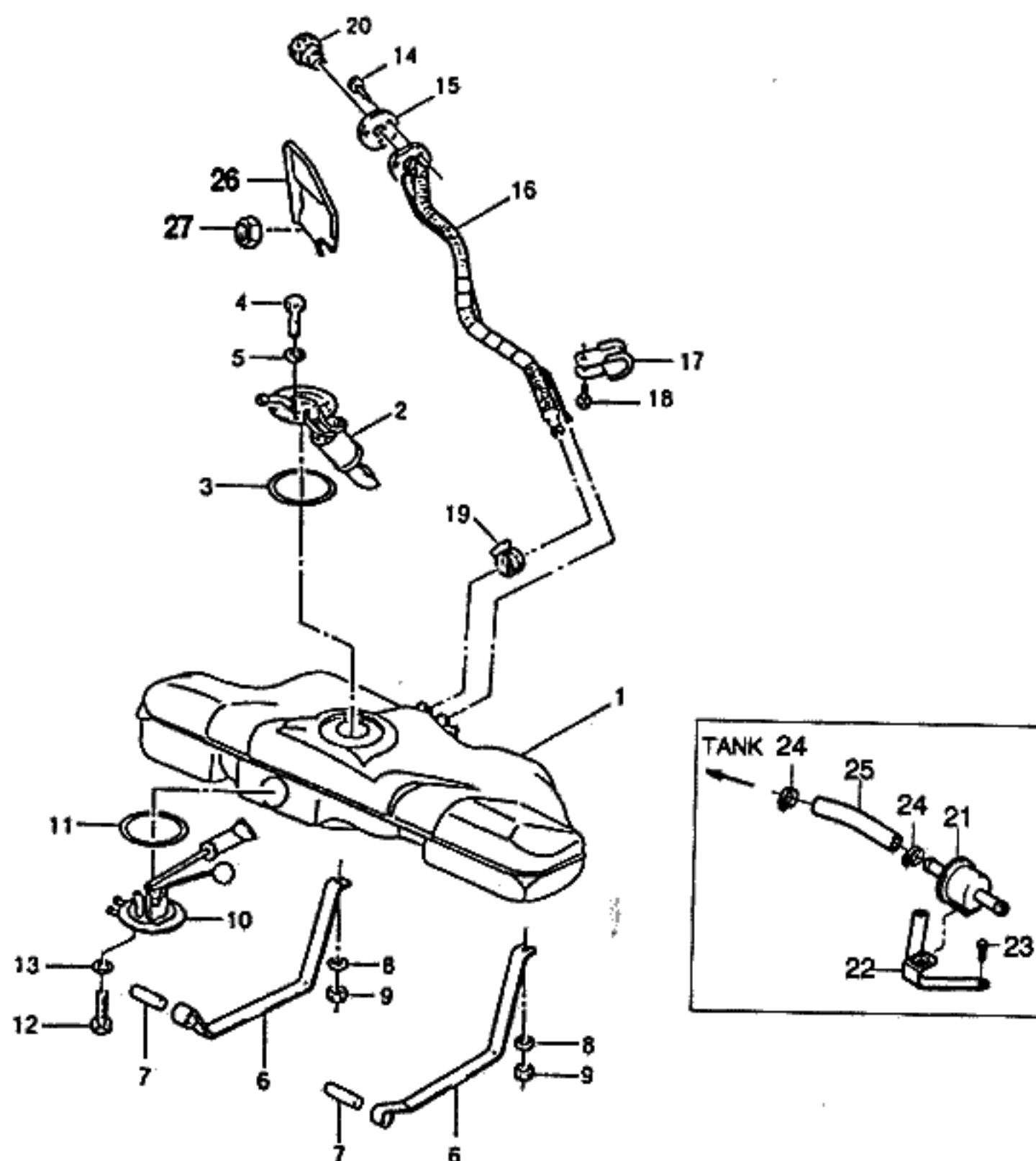
- 2110 FUEL TANK
- 2120 FUEL LINE I
- 2121 FUEL LINE II
- 2122 FUEL LINE III(PLASTIC FUEL LINE)
- 2130 FUEL VACUUM
- 2211 FUEL INJECTION SYSTEM(1.5DOHC)
- 2212 FUEL INJECTION SYSTEM(1.8/2.0SOHC)
- 2213 FUEL INJECTION(2.0SOHC; ALCOHOL)
- 2220 ACCELERATOR CONTROL
- 2410 AIR INTAKE SYSTEM I
- 2411 AIR INTAKE SYSTEM II
- 2431 INTAKE MANIFOLD(1.5DOHC)
- 2432 INTAKE MANIFOLD(1.8/2.0SOHC)
- 2441 EXHAUST MANIFOLD(1.5DOHC)
- 2442 EXHAUST MANIFOLD(1.8/2.0SOHC)
- 2451 ENGINE VACUUM HOSE(1.5DOHC)
- 2452 ENGINE VACUUM HOSE(1.8/2.0SOHC)
- 2460 EXHAUST PIPE
- 2510 EMISSION CONTROL



KEY NO.		PART NAME												
I T C	PART NO.	M O D E L				OPTION	L / R	Q T Y	EFFECTIVE DATE		REMARKS	P / C O D E		
		B D Y	T / A	LEVEL					FROM	TO				
				I	II								III	IV
	[01] 96106943 NO. 96180427	(E)TANK A-FUEL (D)TANK,BENZIN 4		S	S	S	S	-KL9	(F)RESERVOIR-CARBURANT (S)TANQUE-COMBUSTIBLE 1		WO/PUMP&SENDER			
		4		-	-	-	A	&KL9	1		WO/PUMP&SENDER			
	[02] 96180483 96180403	(E)PUMP-FUEL (D)PUMPE,BENZIN 4		S	S	S	S	-KL9	(F)POMPE-CARBURANT (S)BOMBA-COMBUSTIBLE 1					
		4		-	-	-	A	&KL9	1					
	[03] 90232009	(E)SEAL-FUEL PUMP (D)DICHTUNG,BENZINPUMPE 4		S	S	S	S		(F)JOINT-POMPE CARBURANT (S)SELLO 1					
	[04] 96144690	(E)SCREW-FUEL SENDER FIX (D)SCHRAUBE,BENZINPUMPE 4		S	S	S	S		(F)VIS-POMPE A CARBURANT (S)TORNILLO 5		M5x10			
	[05] 90281104	(E)WASHER-FUEL PUMP (D)DICHTUNGSRING,BENZINPUMP 4		S	S	S	S		(F)RONDELLE (S)ARANDELA 6					
	[06] 96081644 96081645	(E)STRAP-FUEL TANK (D)BAND,BENZINTANK 4		S	S	S	S		(F)BRETELLE (S)BRIDA L 1					
		4		S	S	S	S		R 1					
	[07] 11019402	(E)PIN-DOWEL (D)STIFT,DÜBEL 4		S	S	S	S		(F)BROCHE-GOUJON (S)PASADOR-CLAVIJA 2		8x60			
	[08] 11010094	(E)WASHER (D)DICHTUNGSRING 4		S	S	S	S		(F)RONDELLE (S)ARANDELA 2		8,4			
	[09] 14013347	(E)NUT-SPECIAL (D)MUTTER,SPEZIAL 4		S	S	S	S		(F)ECROU-SPECIAL (S)TUERCA-ESPECIAL 2					
	(10)	(E)SENDER-FUEL (D)ZUFUHR,BENZIN							(F)ENVOYEUR-CARBURANT (S)ENVIADOR-COMBUSTIBLE					
BDY(BODY)		T/A(TRANSAXLE)							LEVEL(TRIM LEVEL)					
4 : 4 DOOR		M : MANUAL T/A A : AUTOMATIC T/A							I : GL II : GLX III : CD18 IV : CD20					

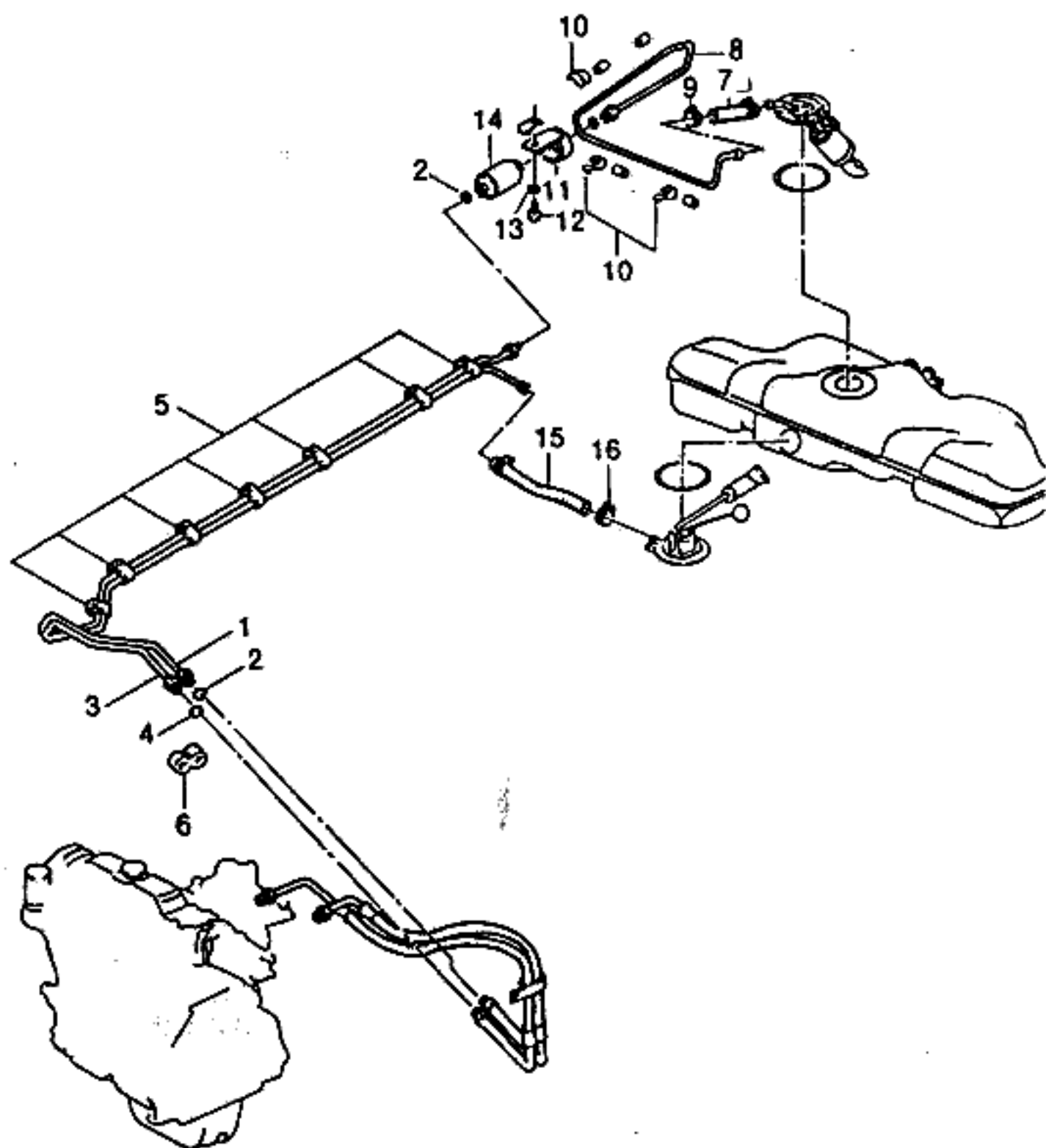


KEY NO.		PART NAME												
I T C	PART NO.	MODEL						OPTION	L / R	Q T Y	EFFECTIVE DATE		REMARKS	P / C O D E
		B D Y	T / A	LEVEL							FROM	TO		
				I	II	III	IV							
	96098514	4		S	S	S	S	-KL9		1				
	96179523	4		-	-	-	A	&KL9		1				
	[11]	(E)SEAL-FUEL SENDOR								(F)JOINT-ENVOYEUR CARBURANT				
	02893260	(D)DICHTUNG,BENZIN-ZUFUHR								(S)SELLO				
	[12]	(E)SCREW-FUEL SENDER FIX								(F)VIS-POMPE A CARBURANT				
	96144690	(D)SCHRAUBE,BENZINPUMPE								(S)TORNILLO				
	[13]	(E)WASHER-FUEL PUMP								6			M5X10	
	90281104	(D)DICHTUNGSRING,BENZINPUMP								(F)RONDELLE				
	[14]	(E)SCREW								(S)ARANDELA				
	96182917	(D)SCHRAUBE								5				
	[15]	(E)SEAL-FUEL FILLER TUBE								(F)VIS				
	96180643	(D)DICHTUNG,BENZIN TANK ROHR								(S)TORNILLO			4.8x19	
	[16]	(E)TUBE-FUEL FILLER								(3)				
	96180419	(D)ROHRLEITUNG,BENZIN								(F)JOINT				
	96180420									(S)SELLO				
	96143012	(E)CLIP A								1				
	[17]	(D)KLEMME								(F)TUYAU				
	90411334	(E)BOLT								(S)TUBO-LLENAR COMBUSTIBLE				
	[18]	(D)SCHRAUBE								1				
	11043323	(E)CLAMP-HOSE								(F)BOULON				
	[19]	(D)KLAMMER,SCHLAUCH								(S)PERNO				
	11083891									1			M8x1.25	
	11083891	(E)CAP-FUEL TANK SCREW								(F)PINCE-TUYAU				
	[20]	(D)SCHRAUBEDECKEL,BENZINTAN								(S)ABRAZADERA-MANGUERA				
										1			32~50	
										2			32~50	
											</			

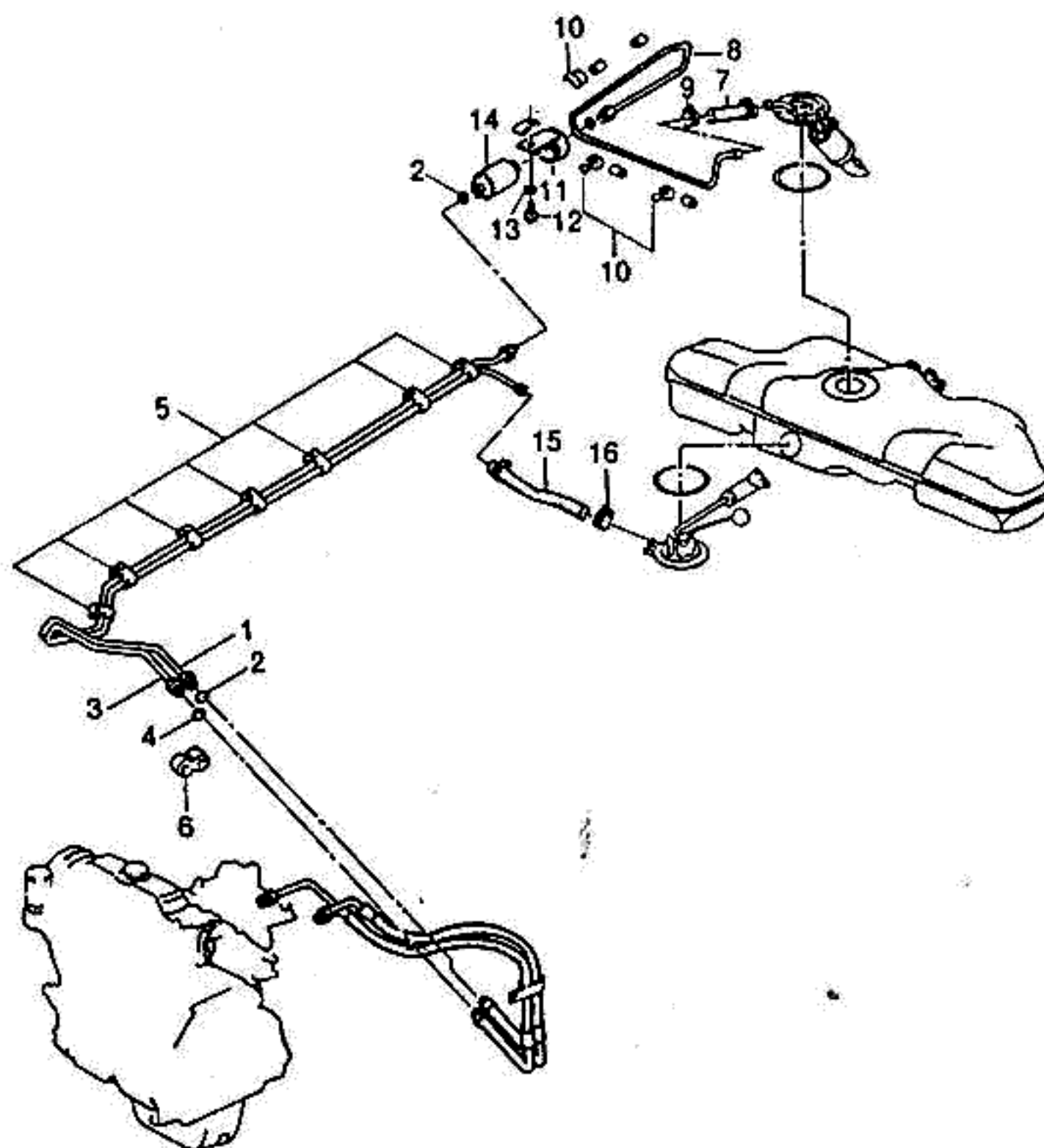


KEY NO.		PART NAME												
I T C	PART NO.	M O D E L				O P T I O N	L / R	Q T Y	E F F E C T I V E D A T E		R E M A R K S	P / C O D E		
		B D Y	T / A	L E V E L					F R O M	T O				
				I	II								III	IV
	22591475 [21]	4		S	S	S	S		1		(F)SOUPAPE (S)VALVULA			
	96180918 [22]	4		A	A	A	A	-CA1	1	950504	(F)SUPPORT (S)SOPORTE			
	96144758 [23]	4		A	A	A	A	-CA1	1	950504	(F)VIS (S)TORNILLO			
	11050752 [24]	4		A	A	A	A	-CA1	2	950504	(F)PINCE-RESSORT (S)ABRAZADERA-RESORTE			
	96144542 [25]	4		A	A	A	A	-CA1	2	950504	(F)TUYAU (S)MANGUERA			
	96144836 [26]	4		A	A	A	A	-CA1	1	950504	(F)BOUCLIER (S)ESCUDO			
	90284302 [27]	4		S	S	S	S		1		(F)ECROU (S)TUERCA			
	90127883	4		S	S	S	S		4					

BDY(BODY)	T/A(TRANSAXLE)	LEVEL(TRIM LEVEL)
4 : 4 DOOR	M : MANUAL T/A A : AUTOMATIC T/A	I : GL II : GLX III : CD18 IV : CD20

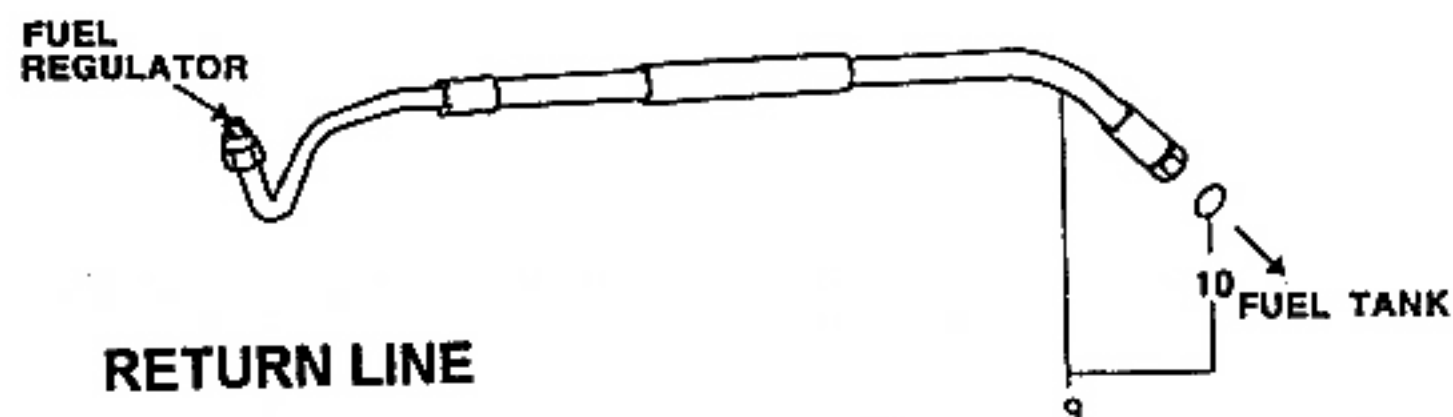
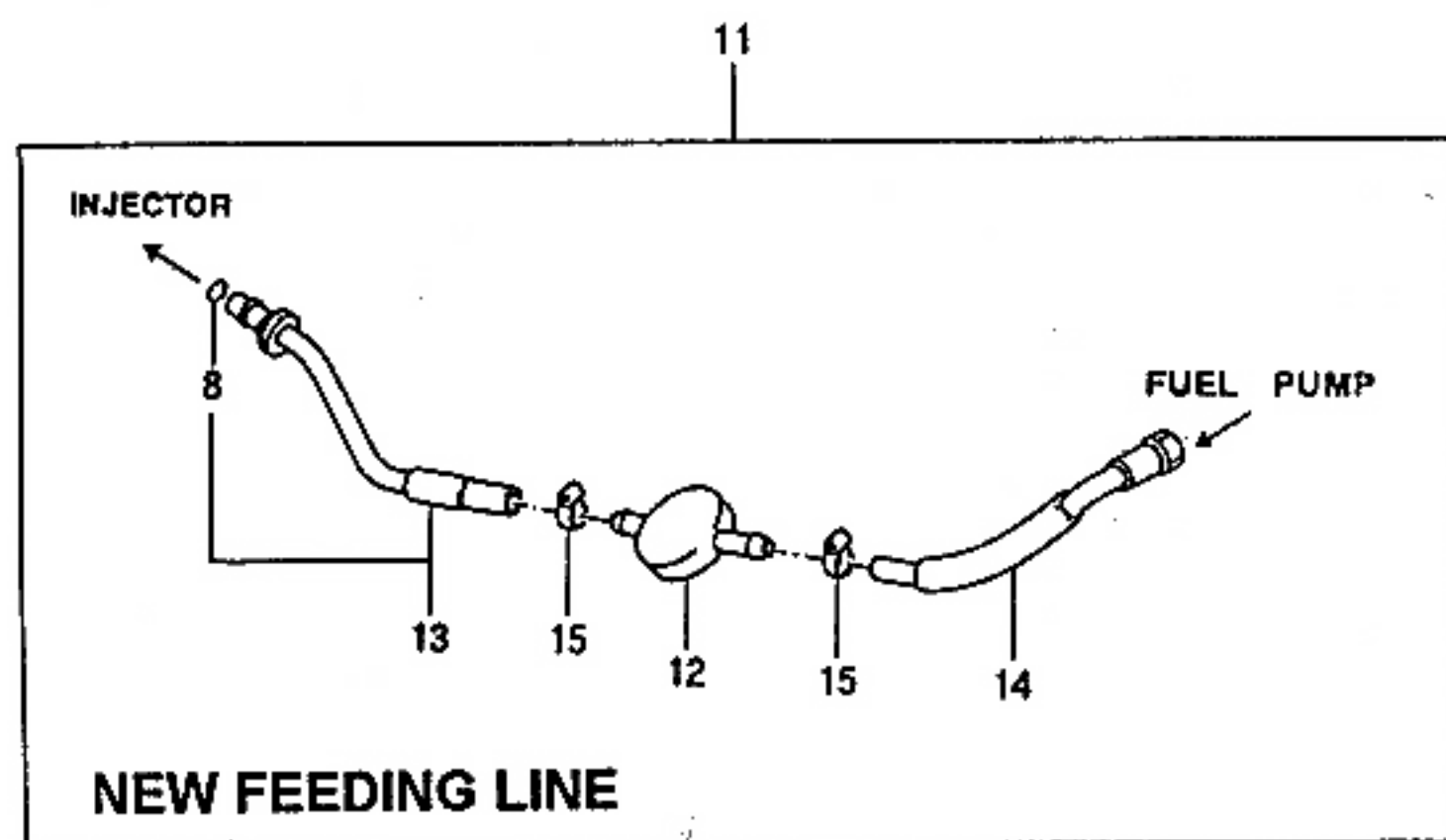
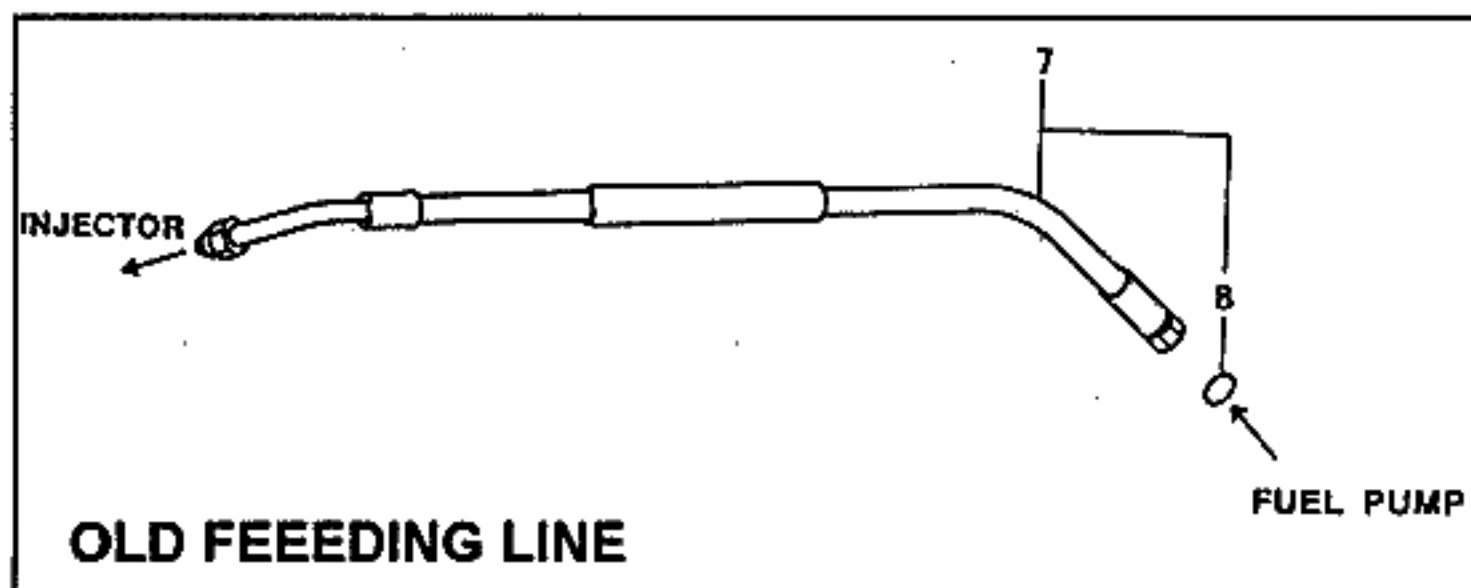


KEY NO.		PART NAME												
I T C	PART NO.	M O D E L						O P T I O N	L / R	Q T Y	E F F E C T I V E D A T E		R E M A R K S	P / C O D E
		B D Y	T / A	L E V E L							F R O M	T O		
				I	II	III	IV							
	[01]	(E)PIPE-FUEL FEEDING (D)ROHR,BENZIN-ZUFUHR								(F)TUYAU (S)TUBERIA-ALIMENTACION				
	96084088	4		S	S	-	-	-PFL		1	951213	INCL#2		
N	96350030	4		-	S	-	-	&PFL		1	951214			
	96144343	4		-	-	S	S	-KL9/PFL		1	951205	INCL#2		
O	96350066	4		-	-	S	S	-KL9/PFL		1	951206	INCL#2		
	96180264	4		-	-	-	A	&KL9		1		INCL#2		
	[02]	(E)O RING (D)O RING								(F)JOINT TORIQUE (S)ANILLO EN O				
	22514722	4		S	S	-	-	-KL9/PFL		2	951213			
	22514722	4		-	-	S	S	-KL9/PFL		2				
	22516256	4		-	-	-	A	&KL9		2				
	[03]	(E)PIPE-FUEL RETURN FLOW (D)ROHR,BENZIN RÜCK-FLUß								(F)TUYAU (S)TUBERIA				
	96084090	4		S	S	-	-	-PFL		1	951213			
N	96181657	4		-	S	-	-	&PFL		1	951214			
	96144342	4		-	-	S	S			1	951205			
O	96184889	4		-	-	S	S			1	951206			
	96180262	4		-	-	-	A	&KL9		1				
	[04]	(E)O RING (D)O RING								(F)JOINT TORIQUE (S)ANILLO EN O				
	22516256	4		S	S	-	-	-PFL		1	951213			
	22516256	4		-	-	S	S			1				
	[05]	(E)GROMMET (D)ÖSE								(F)VIROLE (S)AISLANTE				
	90304665	4		S	S	S	S	-KL9		7				
	96180266	4		-	-	-	A	&KL9		1				
	[06]	(E)GROMMET (D)ÖSE								(F)VIROLE (S)AISLANTE				
	90250313	4		S	S	S	S			1				
	[07]	(E)HOSE-FUEL FILTER & TANK (D)SCHLAUCH,BENZINFILTER								(F)TUYAU (S)MANGUERA				
	96122454	4		S	S	S	S	-KL9		1				
BDY(BODY)		T/A(TRANSAXLE)							LEVEL(TRIM LEVEL)					
4 : 4 DOOR		M : MANUAL T/A A : AUTOMATIC T/A							I : GL II : GLX III : CD18 IV : CD20					



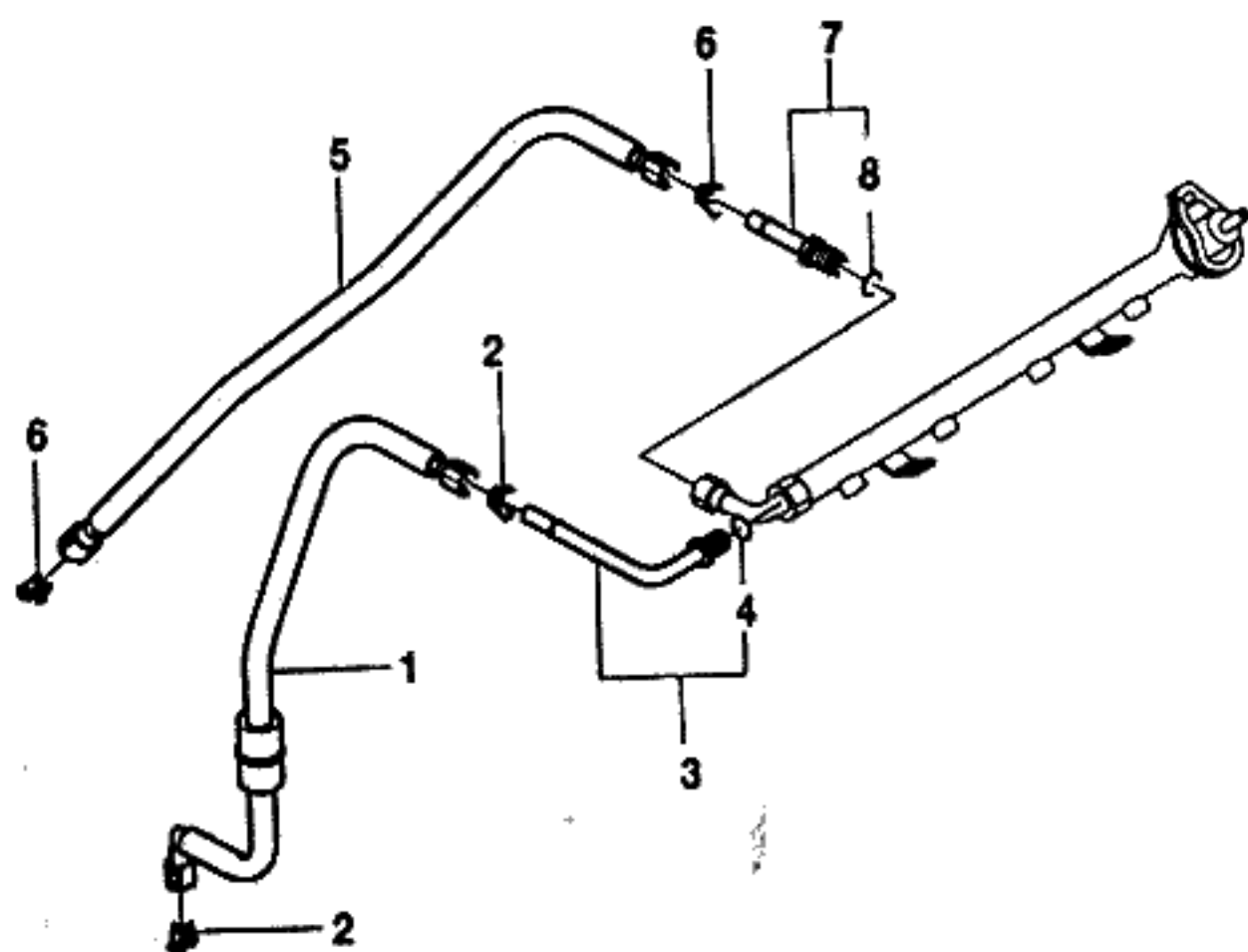
KEY NO.		PART NAME												
I T C	PART NO.	MODEL				OPTION	L / R	Q T Y	EFFECTIVE DATE		REMARKS	P / C O D E		
		B D Y	T / A	LEVEL					FROM	TO				
				I	II								III	IV
	96180273 [08]	4	-	-	-	A	&KL9		1					
		(E)PIPE-FUEL							(F)TUYAU-CARBURANT					
		(D)ROHR,BENZIN							(S)TUBERIA-COMBUSTIBLE					
	96144247	4	S	S	S	S	-KL9		1	951205				
	O 96350064	4	S	S	S	S	-KL9		1	951206				
	96180269 [09]	4	-	-	-	A	&KL9		1					
		(E)CLAMP-HOSE							(F)PINCE-TUYAU					
		(D)KLAMMER,SCHLAUCH							(S)ABRAZADERA-MANGUERA					
	11088301 [10]	4	S	S	S	S			2					
		(E)FASTENER-SPRING							(F)ATTACHE-RESSORT					
		(D)BEFESTIGUNG,FEDERUNG							(S)GRAPA-RESORTE					
	90142532 [11]	4	S	S	S	S			3					
		(E)BRACKET-FUEL FILTER							(F)SUPPORT					
		(D)TRÄGER,BENZINFILTER							(S)SOPORTE					
	96144289 [12]	4	S	S	S	S			1					
		(E)SCREW							(F)VIS					
		(D)SCHRAUBE							(S)TORNILLO					
	96143934 [13]	4	S	S	S	S			1		MBx18			
		(E)WASHER							(F)RONDELLE					
		(D)DICHTUNGSRING							(S)ARANDELA					
	11024213, [14]	4	S	S	S	S			1		9			
		(E)FILTER-FUEL							(F)FILTRE-CARBURANT					
		(D)FILTER,BENZIN							(S)FILTRO-COMBUSTIBLE					
	25055129	4	S	S	S	S	-KL9		1					
	96180054 [15]	4	-	-	-	A	&KL9		1					
		(E)HOSE							(F)TUYAU					
		(D)SCHLAUCH							(S)MANGUERA					
	96182489	4	S	S	S	S	-KL9		1		DIA 7.14,L=330			
	Y 90251929	4	S	S	S	S	-KL9		1		DIA 7.14,L=330			
	96180278	4	-	-	-	A	&KL9		1		DIA 7.14,L=330			
	[16]	(E)CLAMP-HOSE							(F)PINCE-TUYAU					
		(D)KLAMMER,SCHLAUCH							(S)ABRAZADERA-MANGUERA					
	11083382	4	S	S	S	S			2		13.5x9x0.4			

BDY(BODY)	T/A(TRANSAXLE)	LEVEL(TRIM LEVEL)
4 : 4 DOOR	M : MANUAL T/A A : AUTOMATIC T/A	I : GL II : GLX III : CD18 IV : CD20

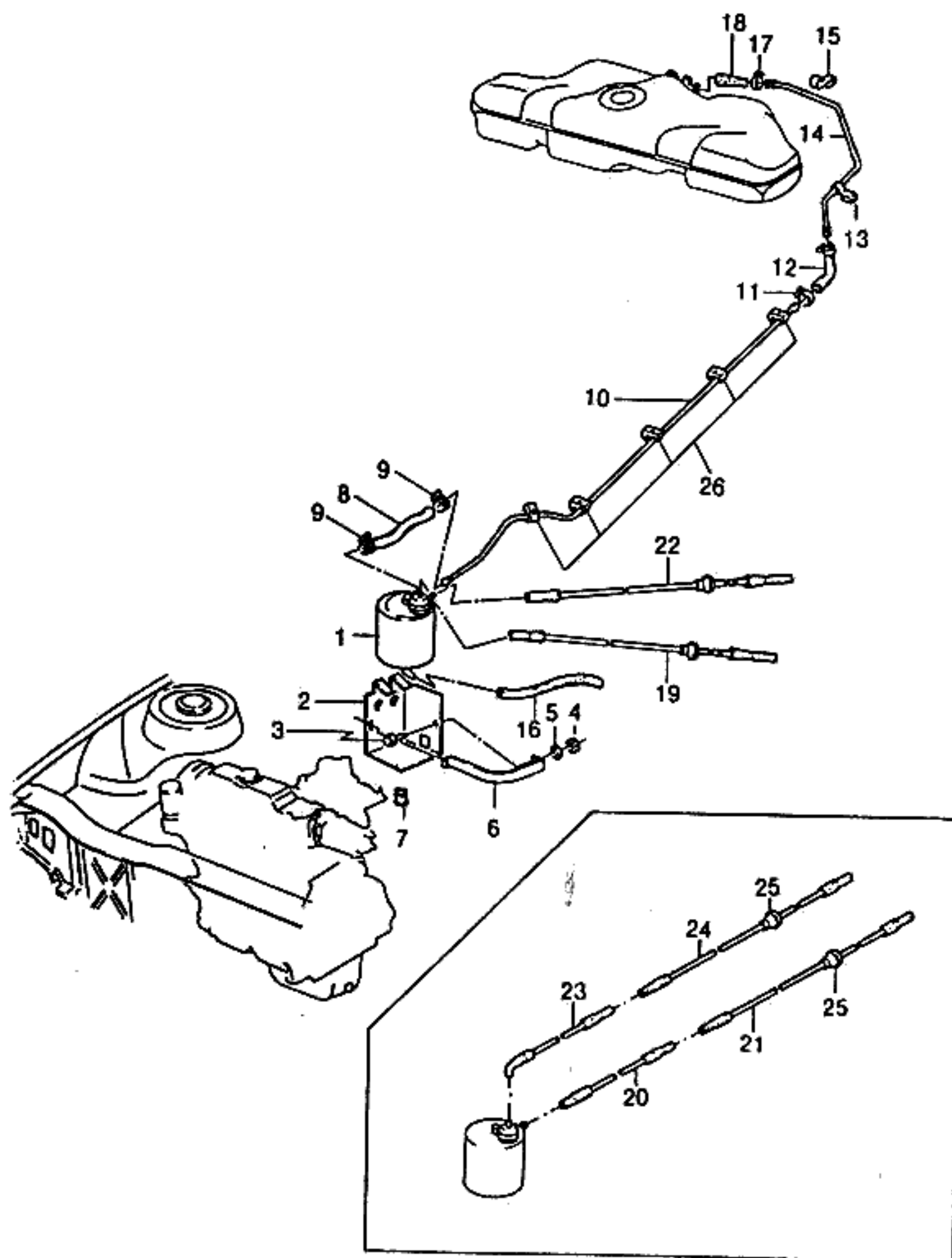


KEY NO.		PART NAME												
I T C	PART NO.	M O D E L				O P T I O N	L / R	Q T Y	E F F E C T I V E D A T E		R E M A R K S	P / C O D E		
		B D Y	T / A	L E V E L					F R O M	T O				
				I	II								III	IV
	[07]	(E)HOSE-FUEL,FEEDING (D)SCHLAUCH,BENZIN-ZUFUHR						(F)TUYAU (S)MANGUERA-ALIMENTACION						
	96180948	4		S S - -	-PFL		1	950410		INCLUDE #8				
	96144151	4		- - S S			1			INCLUDE #8				
	[08]	(E)O RING (D)O RING						(F)JOINT TORIQUE (S)ANILLO EN O						
	22514722	4		S S - -			1	951212						
	96114704	4		- - S S			1							
	[09]	(E)HOSE-FUEL,RETURN (D)RÜCK-SCHLAUCH,BENZIN						(F)TUYAU-RETOUR DE CARBURANT (S)MANGUERA-RETORNO						
	96180949	4		S S - -	-PFL		1	951212		INCLUDE #10				
	96144152	4		- - S S			1			INCLUDE #10				
	[10]	(E)O RING (D)O RING						(F)JOINT TORIQUE (S)ANILLO EN O						
	22516256	4		S S - -			1	951212						
	96114707	4		- - S S			1							
	[11]	(E)HOSE-FUEL,FEEDING (D)SCHLAUCH,BENZIN-ZUFUHR						(F)TUYAU (S)MANGUERA-ALIMENTACION						
	96184126	4		S S - -	-PFL		1	950411 951212		INCLUDE #8				
	96184129	4		- S - -	-PFL		1	950411 951212		INCLUDE #8				
	[12]	(E)TANK-FUEL SURGE (D)TANK						(F)RESERVOIR (S)TANQUE						
	90122572	4		S S - -			1	950411 951212						
	[13]	(E)HOSE-FUEL FEEDING,FRT (D)SCHLAUCH,BENZIN-ZUFUHR						(F)TUYAU (S)MANGUERA-ALIMENTACION						
	96184127	4		S S - -			1	950411 951212						
	[14]	(E)HOSE-FUEL FEEDING,RR (D)SCHLAUCH,BENZIN-ZUFUHR						(F)TUYAU (S)MANGUERA-ALIMENTACION						
	96184368	4		S S - -			1	950411 951212						
	[15]	(E)CLAMP (D)KLAMMER						(F)PINCE (S)ABRAZADERA						
	11092302	4		S S - -			2	950411 951212		LC12-16				

BDY(BODY)	T/A(TRANSAXLE)	LEVEL(TRIM LEVEL)
4 : 4 DOOR	M : MANUAL T/A A : AUTOMATIC T/A	I : GL II : GLX III : CD18 IV : CD20

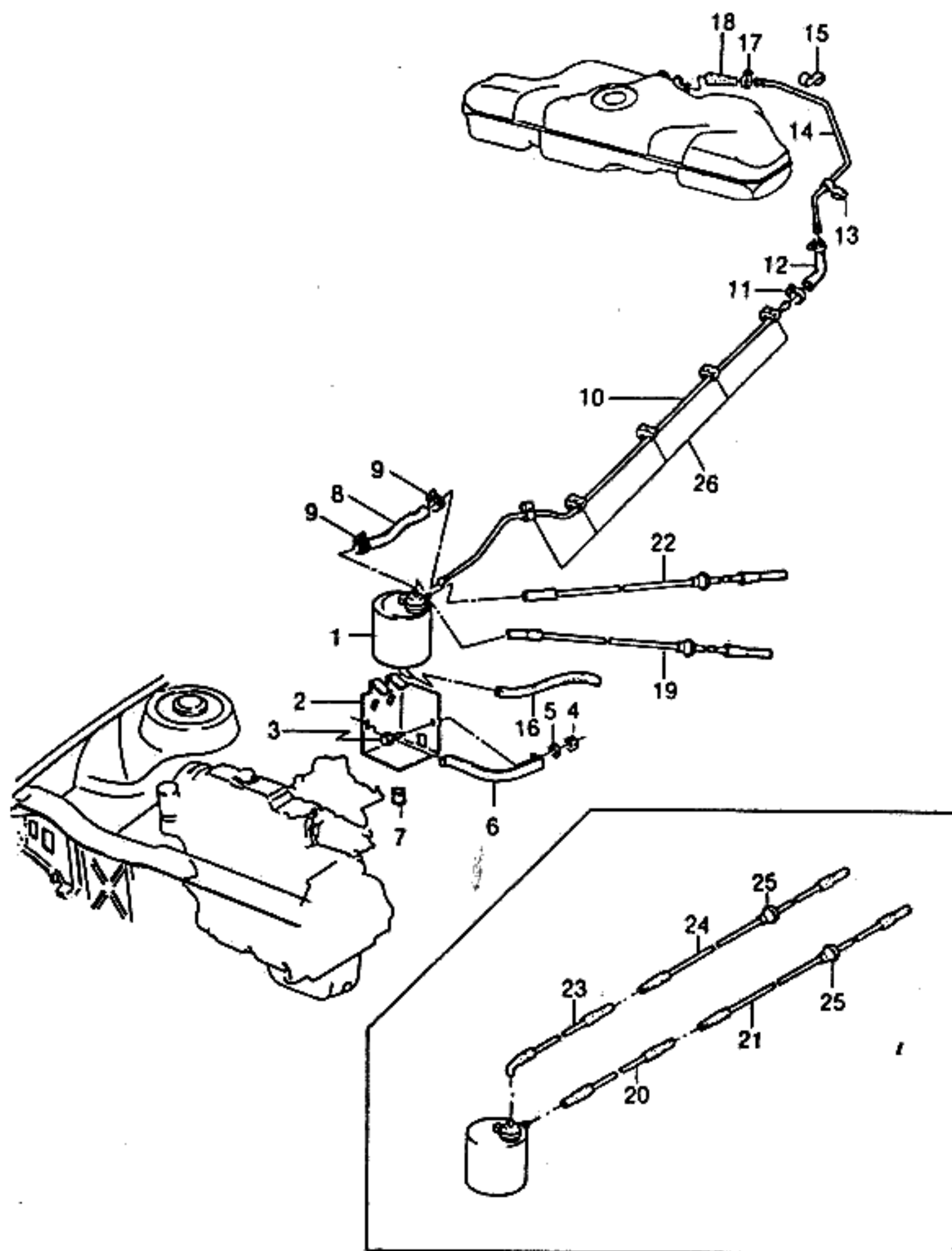


KEY NO.		PART NAME										
I T C	PART NO.	M O D E L				OPTION	L / R	Q T Y	EFFECTIVE DATE		REMARKS	P / C O D E
		B D Y	T / A	LEVEL					FROM	TO		
				I	II							
	[01] 96181236	(E)HOSE-FUEL FEEDING (D)SCHLAUCH,BENZIN-ZUFUHR 4	-	S	-	-	&PFL	(F)TUYAU (S)MANGUERA-RETORNO 1 951212			INCL #2	
	[02] S2122001	(E)RETAINER (D)HALTER 4	-	S	-	-	&PFL	(F)ARRETOIR (S)RETENEDOR 2 951212			DIA=9.5mm	
	[03] 96350032	(E)PIPE A-ADAPTOR,FEEDING (D)ROHR 4	-	S	-	-	&PFL	(F)TUYAU (S)TUBERIA 1 951212			INCL #4	
	[04] 22514722	(E)O RING (D)O RING 4	-	S	-	-	&PFL	(F)JOINT TORIQUE (S)ANILLO EN O 1 951212				
	[05] 96181234	(E)HOSE-FUEL,RETURN (D)RÜCK-SCHLAUCH,BENZIN 4	-	S	-	-	&PFL	(F)TUYAU-RETOUR DE CARBURANT (S)MANGUERA-RETORNO 1 951212			INCL #6	
	[06] S2122002	(E)RETAINER (D)HALTER 4	-	S	-	-	&PFL	(F)ARRETOIR (S)RETENEDOR 2 951212			DIA=8.0mm	
	[07] 96183311	(E)PIPE A-ADAPTOR,RETURN (D)ROHR 4	-	S	-	-	&PFL	(F)TUYAU (S)TUBERIA 1 951212			INCL #8	
	[08] 22516256	(E)O RING (D)O RING 4	-	S	-	-	&PFL	(F)JOINT TORIQUE (S)ANILLO EN O 1 951212				
BDY(BODY)		T/A(TRANSAXLE)						LEVEL(TRIM LEVEL)				
4 : 4 DOOR		M : MANUAL T/A A : AUTOMATIC T/A						I : GL II : GLX III : CD18 IV : CD20				

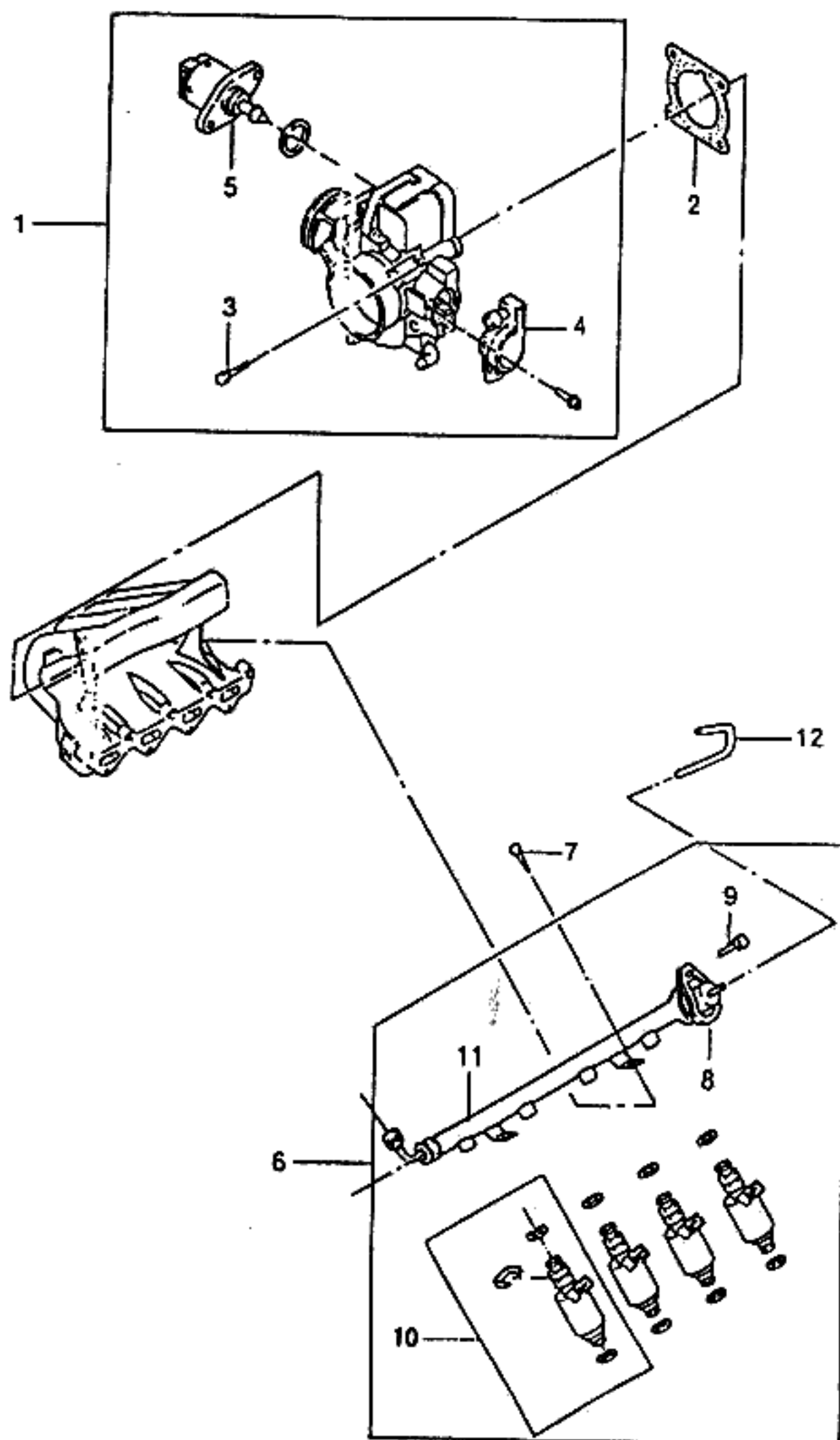


KEY NO.		PART NAME												
I T C	PART NO.	M O D E L				O P T I O N	L / R	Q T Y	E F F E C T I V E D A T E		R E M A R K S	P / C O D E		
		B D Y	T / A	L E V E L					F R O M	T O				
				I	II								III	IV
	96180267 [11]	4	-	-	-	A &KL9		1						
		(E)CLAMP-SPRING						(F)PINC-RESSORT						
	96144542 [12]	4	S	S	S	S		3						
		(E)HOSE-VENTILATION PIPE						(F)TUYAU-VENTILATION						
		(D)SCHLAUCH,VENTILATOR						(S)MANGUERA-VENTILACION						
	96182488	4	S	S	S	S &CA1-KL9		1						
	96180279 [13]	4	-	-	-	A &KL9		1						
		(E)FASTENER-SPRING						(F)ATTACHE-RESSORT						
		(D)BEFESTIGUNG,FEDERUNG						(S)GRAPA-RESORTE						
	90142532 [14]	4	S	S	S	S		1						
		(E)PIPE-VENTILATION						(F)TUYAU-VENTILATION						
		(D)ROHR,VENTILATOR						(S)TUBERIA-VENTILACION						
	90265139	4	S	S	S	S &CA1-KL9		1	951205					
O	96184880	4	S	S	S	S &CA1-KL9		1	951206					
	96180268 [15]	4	-	-	-	A &KL9		1						
		(E)FASTENER-SPRING						(F)ATTACHE-RESSORT						
		(D)BEFESTIGUNG,FEDERUNG						(S)GRAPA-RESORTE						
	90265138 [16]	4	S	S	S	S		1						
		(E)HOSE-CANISTER VENTILATION						(F)TUYAU-VENTILATION BOITE						
		(D)SCHLAUCH,KANISTER						(S)MANGUERA						
	90183467	4	S	S	S	S		1						
	90183467 [17]	4	A	A	A	A &VB4		1						
		(E)CLAMP-HOSE						(F)PINC-TUYAU						
		(D)KLAMMER,SCHLAUCH						(S)ABRAZADERA-MANGUERA						
	11088301 [18]	4	S	S	S	S		1						
		(E)HOSE-FUEL TANK VENTILATIO						(F)TUYAU						
		(D)SCHLAUCH,BENZINTANK						(S)MANGUERA						
	96144836	4	S	S	S	S &CA1-KL9		1						
	96181122 [19]	4	-	-	-	A &KL9		1						
		(E)PIPE-VACUUM						(F)TUYAU-DEPRESSION						
		(D)ROHR,VAKUUM						(S)TUBERIA-VACIO						
	96144574	4	S	S	-	-		1						

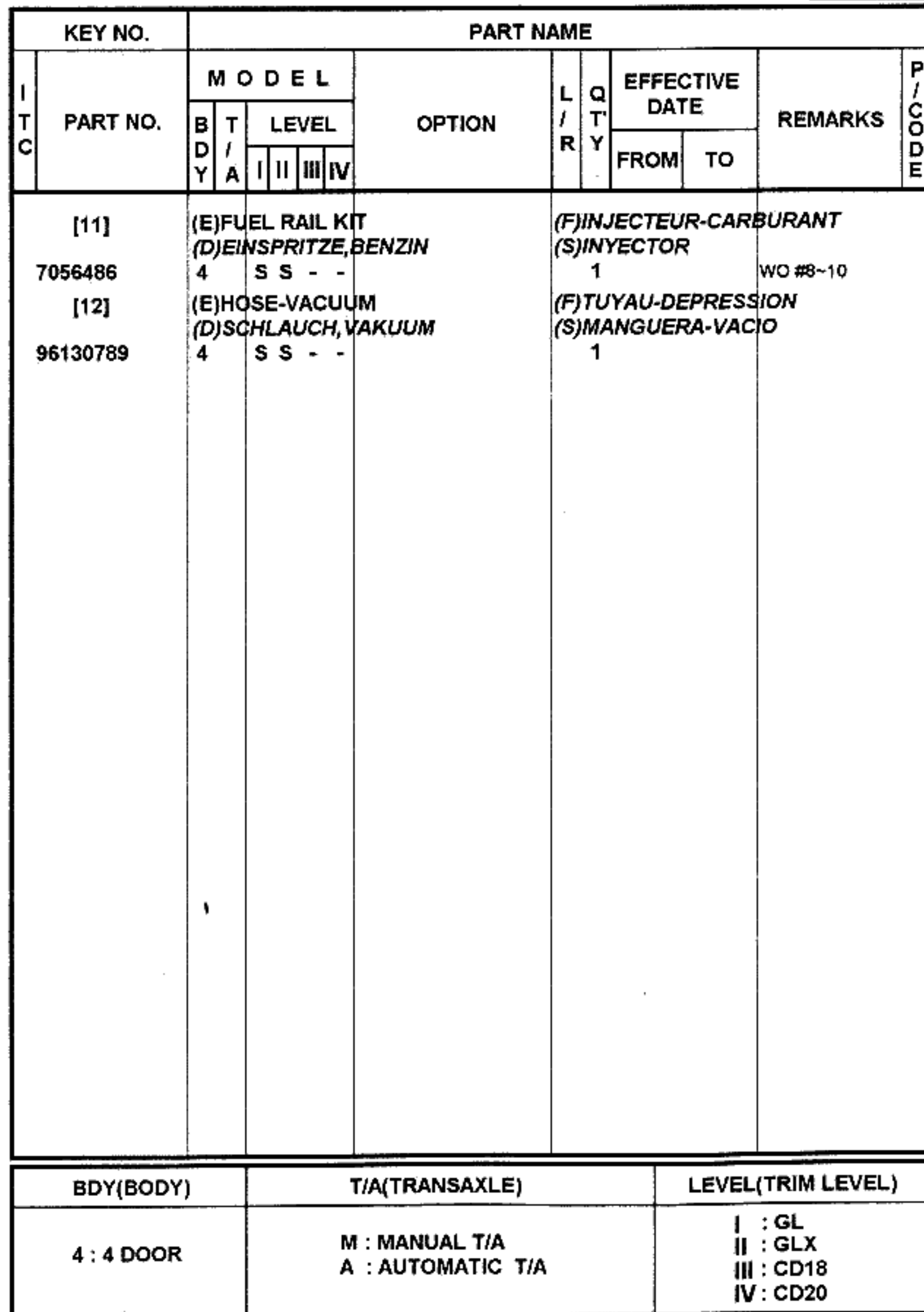
BDY(BODY)	T/A(TRANSAXLE)	LEVEL(TRIM LEVEL)
4 : 4 DOOR	M : MANUAL T/A A : AUTOMATIC T/A	I : GL II : GLX III : CD18 IV : CD20



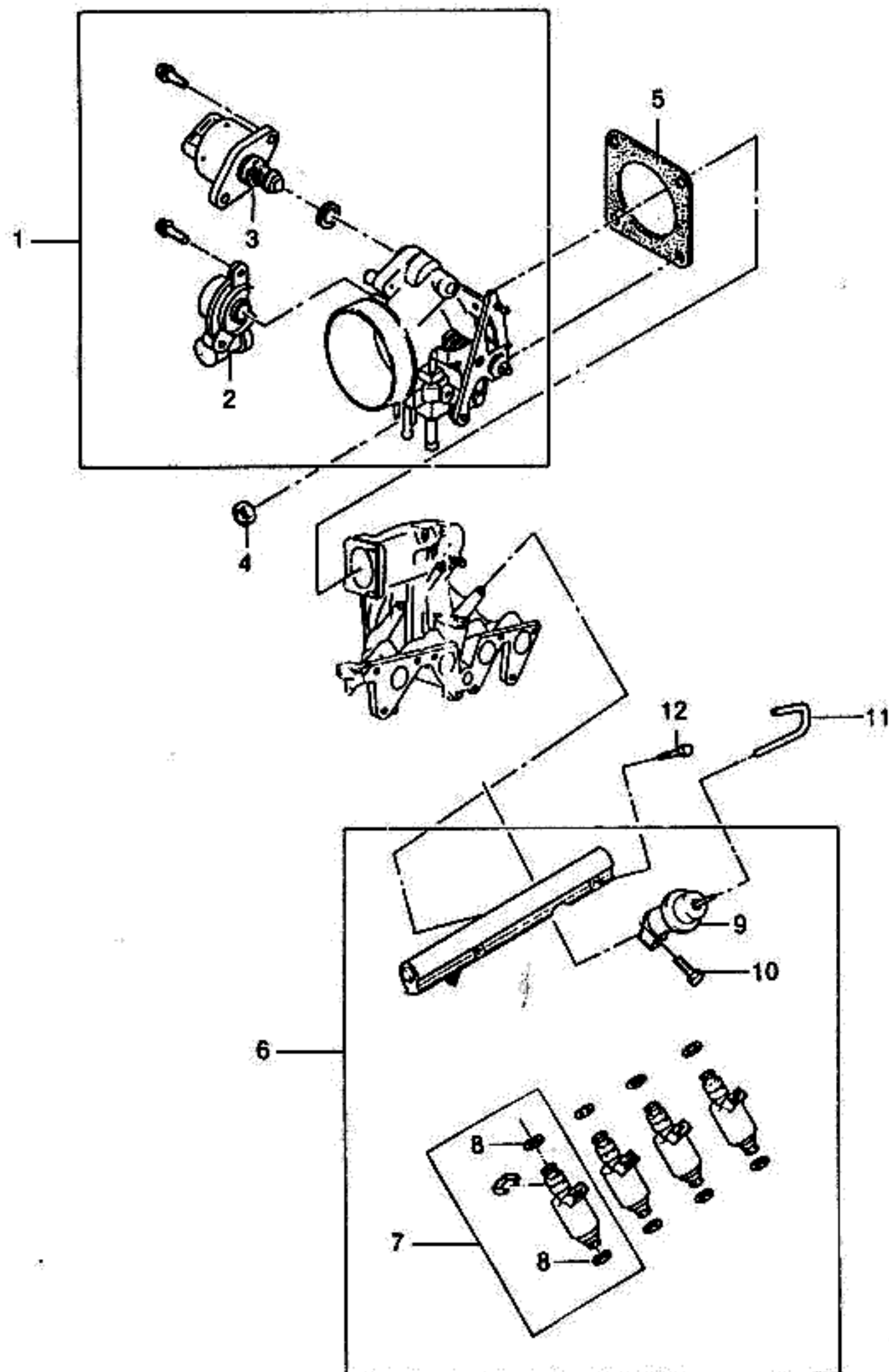
KEY NO.		PART NAME												
I T C	PART NO.	M O D E L						O P T I O N	L / R	Q T Y	EFFECTIVE DATE		R E M A R K S	P / C O D E
		B D Y	T / A	L E V E L							F R O M	T O		
				I	II	III	IV							
	[20] 96144336	(E)PIPE-VACUUM,FRONT (D)ROHR,VAKUUM,VORNE 4	-	-	S	S		(F)TUYAU-DEPRESSION,AVANT (S)TUBERIA-VACIO DELANTERO 1						
	[21] 96144341 96144341	(E)PIPE-VACUUM,REAR (D)ROHR,VAKUUM,HINTEN 4	-	-	S	S		(F)TUYAU-DEPRESSION,ARRIERE (S)TUBERIA-VACIO,TRASERO 1						
	[22] 96181445 96181445	(E)PIPE-PURGE (D)ROHR,AUSSTOß 4	S	S	-	-		(F)TUYAU-PURGE (S)TUBERIA-PURGAR 1						
	[23] 96144333-A	(E)PIPE-PURGE,FRONT (D)ROHR,AUSSTOß,VORNE 4	-	-	S	S		(F)TUYAU-PURGE,AVANT (S)TUBERIA-PURGAR,FRENTE 1						
	[24] 96144340-A 96144340-A	(E)PIPE-PURGE,REAR (D)ROHR,AUSSTOß,HINTEN 4	-	-	S	S		(F)TUYAU-PURGE,ARRIERE (S)TUBERIA-PURGAR,ATRAS 1						
	[25] 03461834 03461834	(E)GROMMET (D)ÖSE 4	S	S	S	S		(F)VIROLE (S)AISLANTE 2						
	[26] 90217705	(E)CLIP (D)KLEMME 4	S	S	S	S		(F)ATTACHE (S)GRAPA 6						
BDY(BODY)		T/A(TRANSAXLE)							LEVEL(TRIM LEVEL)					
4 : 4 DOOR		M : MANUAL T/A A : AUTOMATIC T/A							I : GL II : GLX III : CD18 IV : CD20					



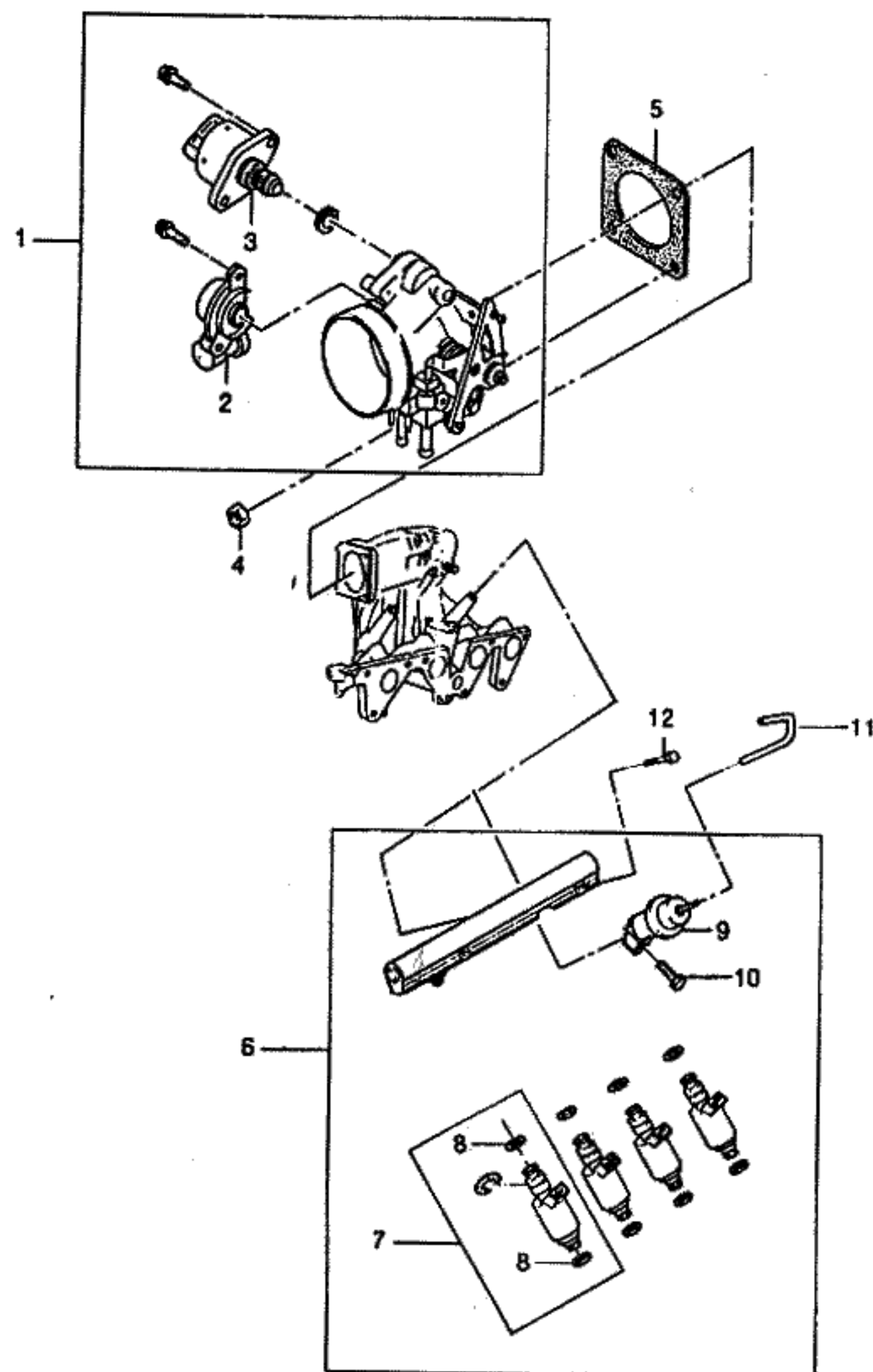
KEY NO.		PART NAME												
I T C	PART NO.	M O D E L						OPTION	L / R	Q T Y	EFFECTIVE DATE		REMARKS	P / C O D E
		B D Y	T / A	LEVEL							FROM	TO		
				I	II	III	IV							
	[01]	(E)BODY A-THROTTLE (D)KAROSSERIE,GASHEBEL								(F)CORPS-COMMANDE DES GAZ (S)CARROCERIA-ESTRANGULADOR				
	96181147	4 M S S - -								1				
	96181640	4 A O O - -								1				
	[02]	(E)GASKET-THROTTLE BODY (D)DICHTUNG,DROSSEL KÖRPER								(F)JOINT (S)JUNTA				
	96183095	4 S S - -								1				
	[03]	(E)SCREW & WASHER (D)SCHRAUBE&DICHTUNG								(F)VIS&RONDELLE (S)TORNILLO Y ARANDELA				
	11058041	4 S S - -								4		M8x1.25		
	[04]	(E)SENSOR-THROTTLE POSITION (D)SENSOR,DROSSEL STELLUNG								(F)DETECTEUR (S)SENSOR				
	17106680	4 S S - -								1		950620		
O	17106681	4 S S - -								1		950621		
	[05]	(E)VALVE-IDLE AIR CONTROL (D)VENTIL								(F)SOUPAPE (S)VALVULA				
	17059603	4 S S - -								1		941207		
N	17059602	4 S S - -								1		941207		
	[06]	(E)RAIL A-FUEL (D)SCHIENE,BENZIN								(F)RAIL-CARBURANT (S)RIEL-COMBUSTIBLE				
	96103079	4 S S - -								1				
	[07]	(E)BOLT & WASHER (D)SCHRAUBE&MUTTER								(F)BOULON&RONDELLE (S)PERNO Y ARANDELA				
	11054893	4 S S - -								2		M8x20		
	[08]	(E)REGULATOR KIT-FUEL PRESSU (D)REGULATOR,BENZIN DRUCK								(F)REGULATEUR (S)REGULADOR				
	96130880	4 S S - -								1				
	[09]	(E)SCREW (D)SCHRAUBE								(F)VIS (S)TORNILLO				
	96114066	4 S S - -								1		M5x14		
	[10]	(E)INJECTOR KIT-FUEL (D)EINSPRITZE,BENZIN								(F)INJECTEUR-CARBURANT (S)INJECTOR-COMBUSTIBLE				
	5094205602	4 S S - -								4				
BDY(BODY)		T/A(TRANSAXLE)							LEVEL(TRIM LEVEL)					
4 : 4 DOOR		M : MANUAL T/A A : AUTOMATIC T/A							I : GL II : GLX III : CD18 IV : CD20					



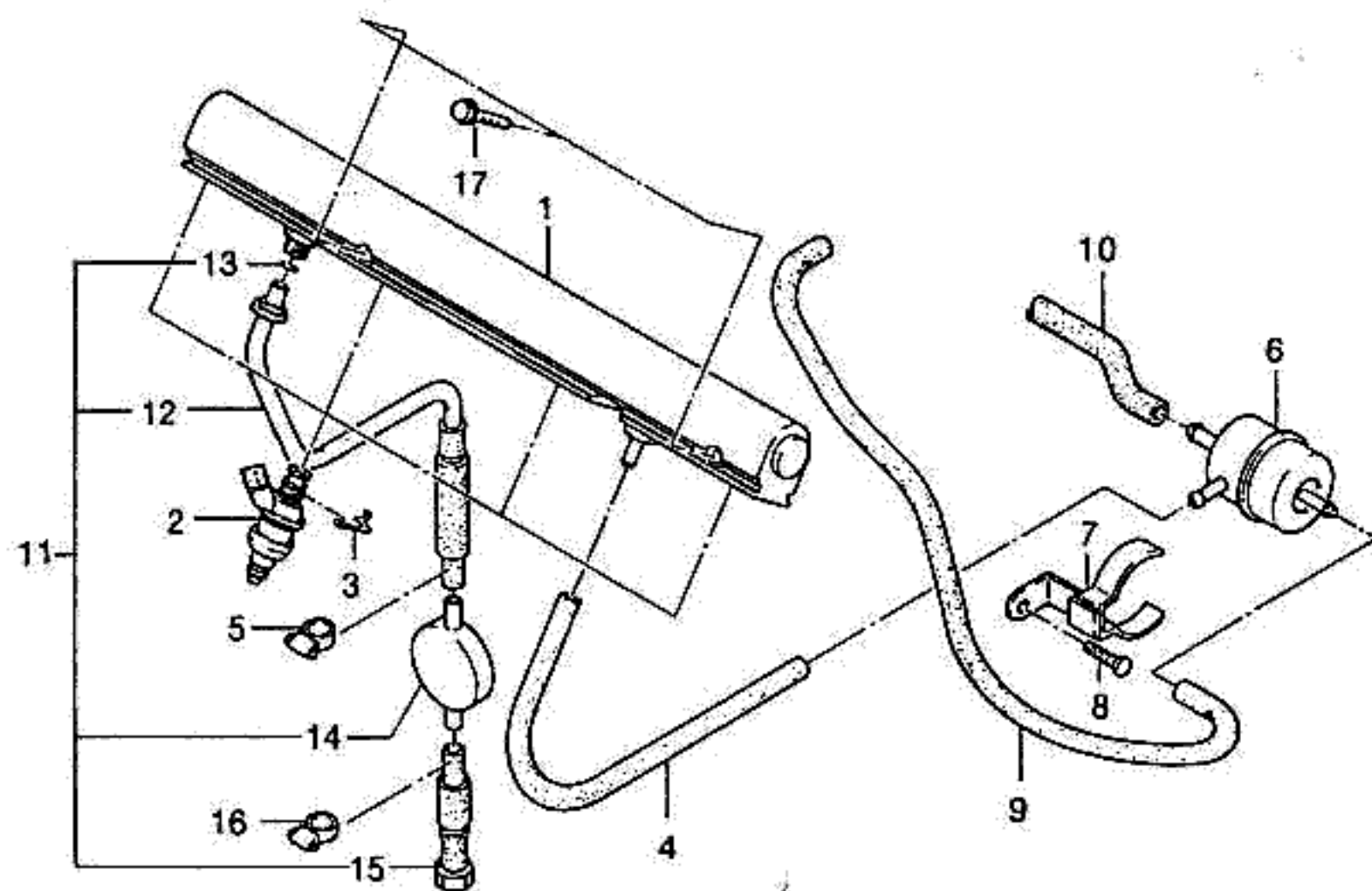
BDY(BODY)	T/A(TRANSAXLE)	LEVEL(TRIM LEVEL)
4 : 4 DOOR	M : MANUAL T/A A : AUTOMATIC T/A	I : GL II : GLX III : CD18 IV : CD20



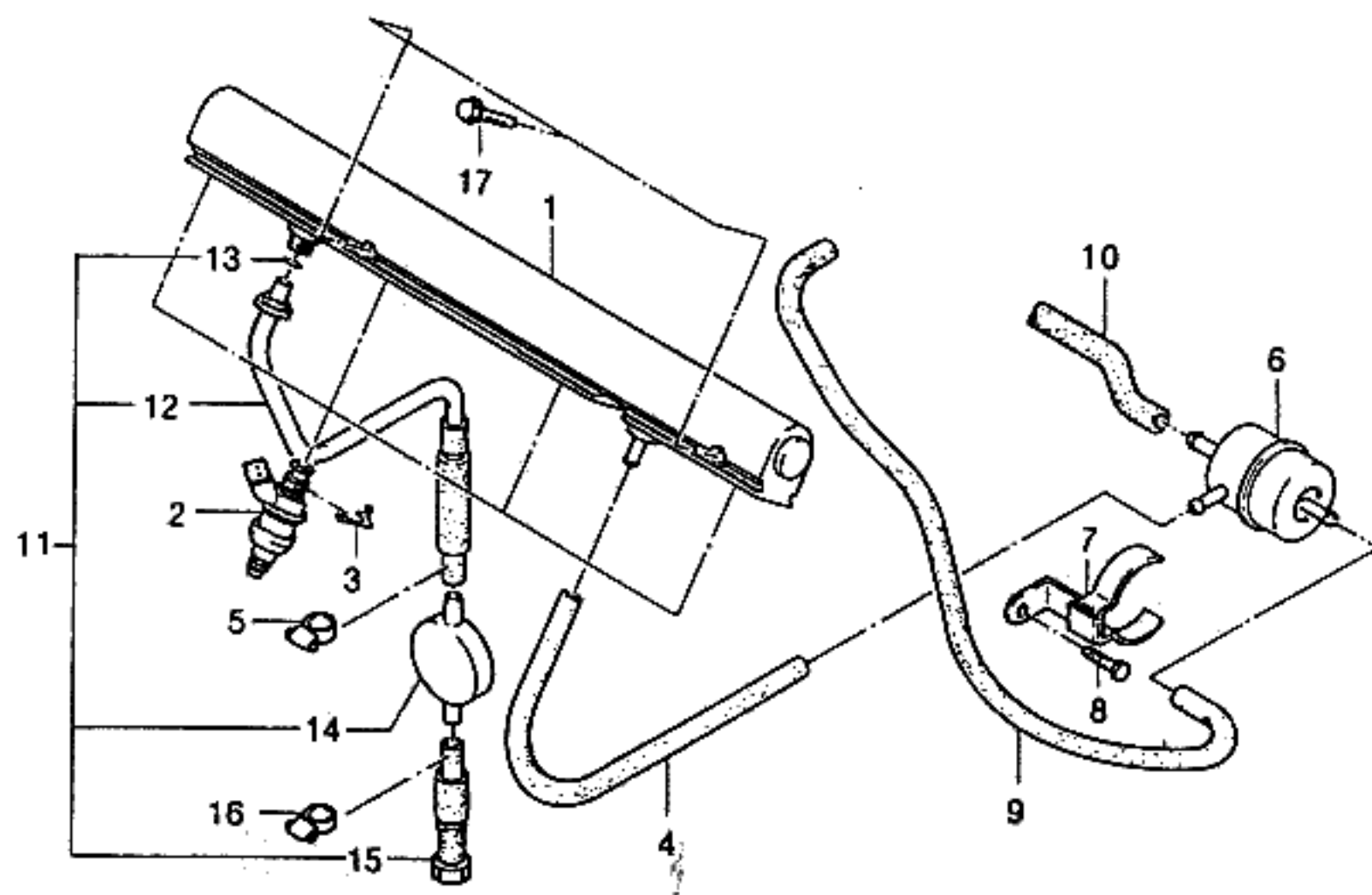
KEY NO.		PART NAME												
I T C	PART NO.	MODEL						OPTION	L / R	Q T Y	EFFECTIVE DATE		REMARKS	P / C O D E
		B D Y	T / A	LEVEL							FROM	TO		
				I	II	III	IV							
	[01] 92061459	(E)THROTTLE BODY A-MPI (D)KAROSSERIE,GASHEBEL 4	-	-	S	S		(F)CORPS-COMMANDE DES GAZ (S)CARROCERIA-ESTRANGULADOR 1						
	[02] 17106681	(E)SENSOR-THROTTLE POSITION (D)SENSOR,DROSSEL STELLUNG 4	-	-	S	S		(F)DETECTEUR (S)SENSOR 1				P/NO CR FROM 17106682		
	17087653	4	-	-	-	A	&KL9	1		950620				
Y	17106681	4	-	-	-	A	&KL9	1		950621				
	[03] 92062155	(E)MOTOR-IACV (D)MOTOR,IACV 4	-	-	S	S		(F)MOTEUR (S)MOTOR-IACV 1						
	[04] 11094423	(E)NUT-FLANGED (D)MUTTER,GEFLANSCHT 4	-	-	S	S		(F)ECROU-A FLASQUES (S)TUERCA-PESTAÑA 4						
	[05] 92030810	(E)GASKET-THROTTLE BODY (D)DICHTUNG,DROSSEL KÖRPER 4	-	-	S	S		(F)JOINT (S)JUNTA 1						
	[06] 96130680-A	(E)RAIL A-FUEL (D)SCHIENE,BENZIN 4	-	-	S	S	-KL9	(F)RAIL-CARBURANT (S)RIEL-COMBUSTIBLE 1						
	[07] 17102056	(E)INJECTOR & CLIP (D)EINSPRITZE&KLEMM 4	-	-	S	S	-KL9	(F)INJECTEUR&PINCE (S)INJECTOR&SUJETADOR 4						
	[08] 05235032	(E)O RING-INJECTOR (D)O RING 4	-	-	S	S	-KL9	(F)JOINT TORIQUE (S)ANILLO EN O 8						
	[09] 17107010	(E)REGULATOR-FUEL PRESSURE (D)REGULATOR,BENZIN DRUCK 4	-	-	S	S	-KL9	(F)REGULATEUR (S)REGULADOR 1						
	[10] 9034906100	(E)SCREW (D)SCHRAUBE 4	-	-	S	S	-KL9	(F)VIS (S)TORNILLO 1						
BDY(BODY)		T/A(TRANSAXLE)							LEVEL(TRIM LEVEL)					
4 : 4 DOOR		M : MANUAL T/A A : AUTOMATIC T/A							I : GL II : GLX III : CD18 IV : CD20					



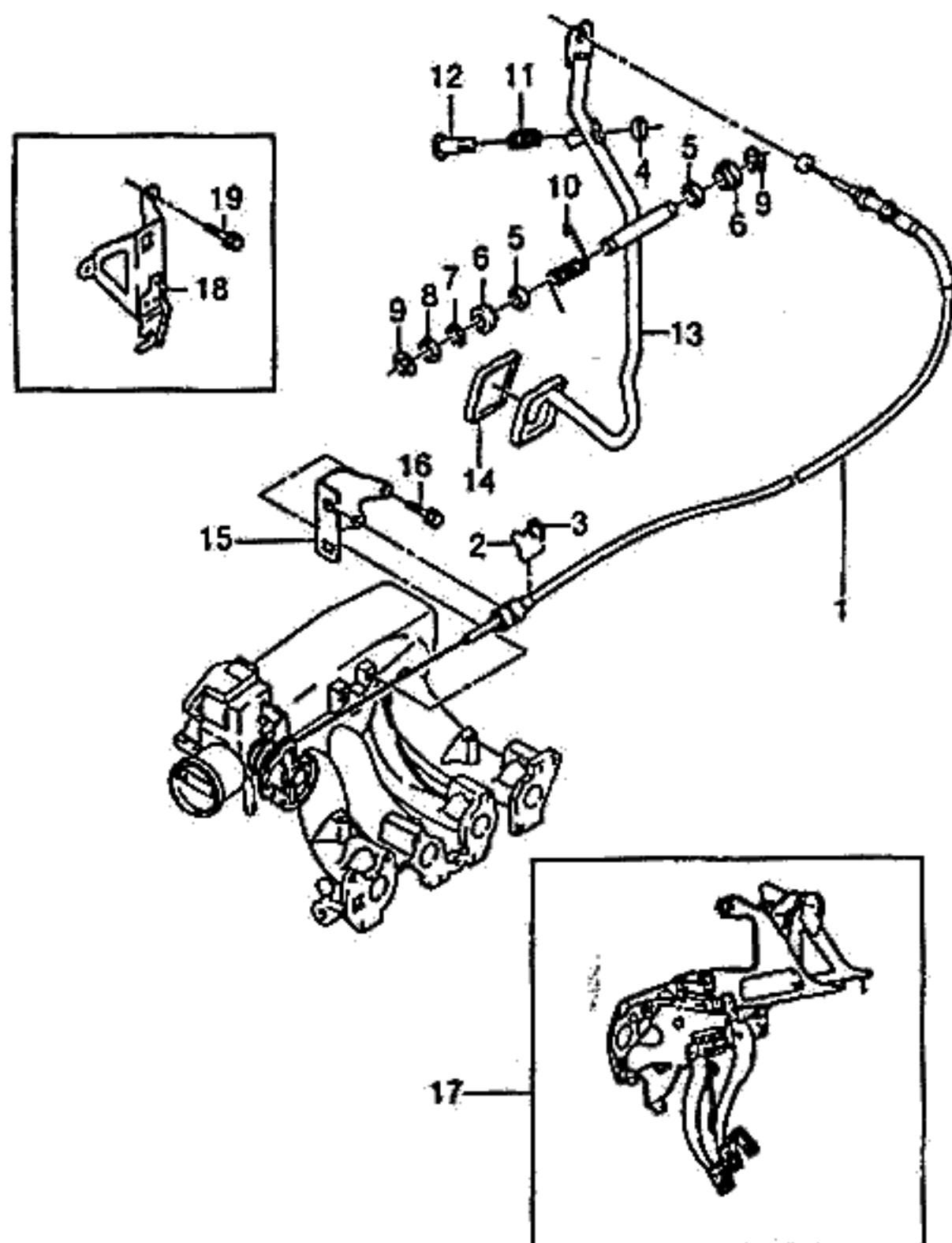
KEY NO.		PART NAME													
I T C	PART NO.	M O D E L							OPTION	L / R	Q T Y	EFFECTIVE DATE		REMARKS	P / C O D E
		B D Y	T / A	LEVEL				FROM				TO			
				I	II	III	IV								
	[11] 90144109	(E)HOSE-VACUUM (D)SCHLAUCH,VAKUUM 4	-	-	S	S	-KL9			(F)TUYAU-DEPRESSION (S)MANGUERA-VACIO 1					
	[12] 92060795	(E)SCREW (D)SCHRAUBE 4	-	-	S	S				(F)VIS (S)TORNILLO 2			M8x1.25x34		
BDY(BODY)		T/A(TRANSAXLE)							LEVEL(TRIM LEVEL)						
4 ; 4 DOOR		M : MANUAL T/A A : AUTOMATIC T/A							I : GL II : GLX III : CD18 IV : CD20						



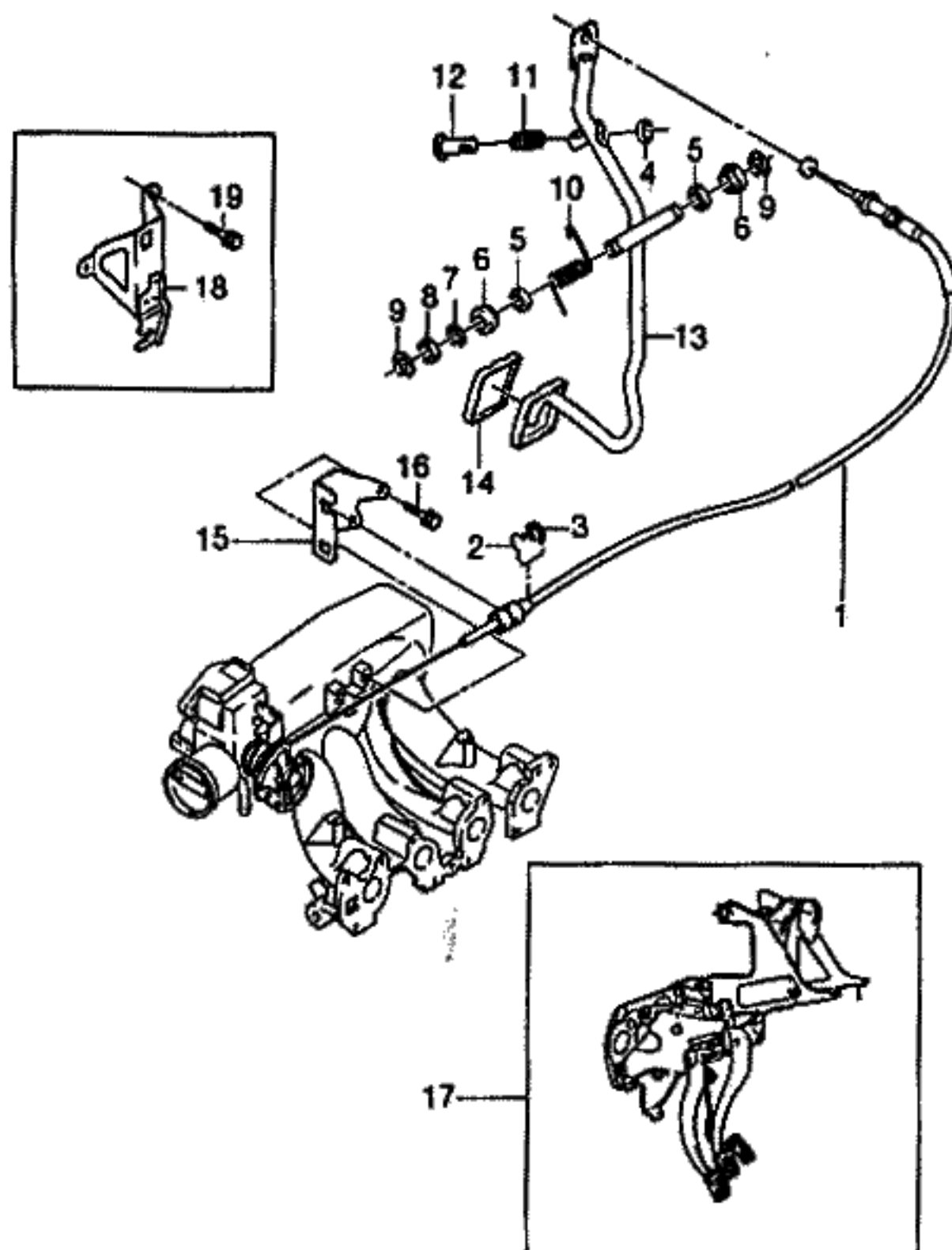
KEY NO.		PART NAME												P / CODE
I T C	PART NO.	M O D E L				O P T I O N	L / R	Q T Y	EFFECTIVE DATE		R E M A R K S			
		B D Y	T / A	L E V E L					F R O M	T O				
				I	II							III	IV	
	[01]	(E)RAIL A-FUEL (D)SCHIENE,BENZIN						(F)RAIL-CARBURANT (S)RIEL-COMBUSTIBLE						
	96180100	4	-	-	-	A &KL9		1						
	[02]	(E)INJECTOR-FUEL (D)EINSPRITZE						(F)INJECTEUR (S)INJECTOR						
	0280150983	4	-	-	-	A &KL9		4						
	[03]	(E)CLIP-INJECTOR (D)KLEMME						(F)ATTACHE (S)GRAPA						
	17101829	4	-	-	-	A &KL9		4						
	[04]	(E)HOSE-FUEL (D)SCHLAUCH						(F)TUYAU (S)MANGUERA						
	96180090	4	-	-	-	A &KL9		1						
	[05]	(E)CLAMP-HOSE (D)KLAMMER,SCHLAUCH						(F)PINCE-TUYAU (S)ABRAZADERA-MANGUERA						
	11092302	4	-	-	-	A &KL9		2				LC10-16		
	[06]	(E)REGULATOR-PRESSURE (D)REGULATOR,BENZIN DRUCK						(F)REGULATEUR (S)REGULADOR						
	0280160716	4	-	-	-	A &KL9		1						
	[07]	(E)CLAMP-PRESSURE (D)KLAMMER						(F)PINCE (S)ABRAZADERA						
	96144962	4	-	-	-	A &KL9		1						
	[08]	(E)SCREW-HEX HEAD (D)SCHRAUBE						(F)VIS (S)TORNILLO						
	11075213	4	-	-	-	A &KL9		1				M10x18		
	[09]	(E)HOSE-EGR VALVE & THROTTLE (D)SCHLAUCH						(F)TUYAU (S)MANGUERA						
	90144112	4	-	-	-	A &KL9		1						
	[10]	(E)HOSE-FUEL RETURN (D)RÜCK-SCHLAUCH,BENZIN						(F)TUYAU-RETOUR DE CARBURANT (S)MANGUERA-RETORNO						
	96180276	4	-	-	-	A &KL9		1						
	[11]	(E)HOSE A-FUEL FEEDING (D)SCHLAUCH						(F)TUYAU (S)MANGUERA						
	96180627	4	-	-	-	A &KL9		1				INCL #12-16		
BDY(BODY)		T/A(TRANSAXLE)						LEVEL(TRIM LEVEL)						
4 : 4 DOOR		M : MANUAL T/A A : AUTOMATIC T/A						I : GL II : GLX III : CD18 IV : CD20						



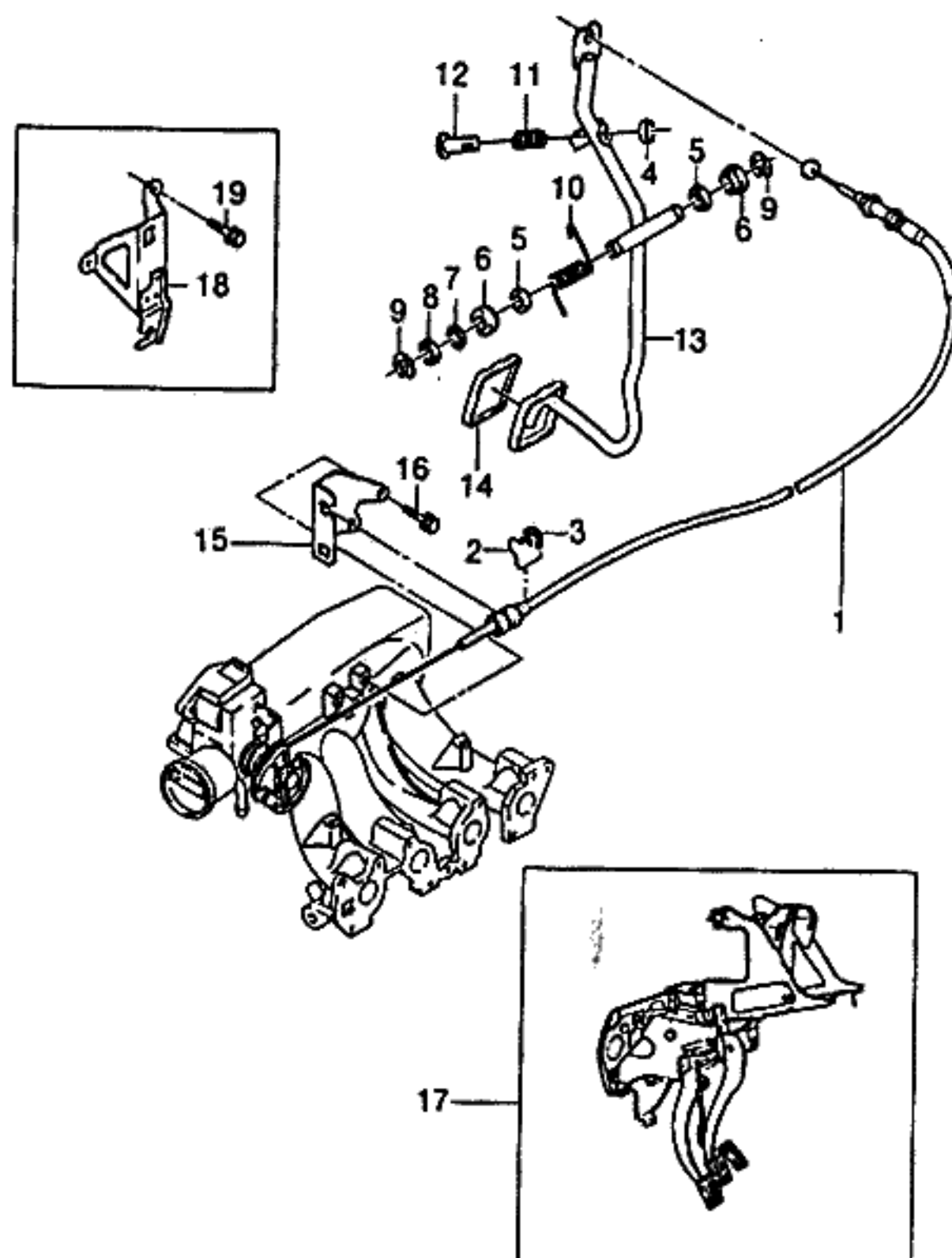
KEY NO.		PART NAME												
I T C	PART NO.	M O D E L				O P T I O N	L / R	Q T Y	E F F E C T I V E D A T E		R E M A R K S	P / C O D E		
		B D Y	T / A	L E V E L					F R O M	T O				
				I	II								III	IV
	[12] 96180625	(E)HOSE-FUEL FEEDING FRONT (D)SCHLAUCH,BENZIN-ZUFUHR 4	-	-	-	A &KL9		(F)TUYAU (S)MANGUERA-ALIMENTACION 1						
	[13] 96180353	(E)O RING (D)O RING 4	-	-	-	A &KL9		(F)JOINT TORIQUE (S)ANILLO EN O 1						
	[14] 90122572	(E)TANK-FUEL SURGE (D)TANK 4	-	-	-	A &KL9		(F)RESERVOIR (S)TANQUE 1						
	[15] 96180626	(E)HOSE-FUEL FEEDING REAR (D)SCHLAUCH,BENZIN-ZUFUHR 4	-	-	-	A &KL9		(F)TUYAU (S)MANGUERA-ALIMENTACION 1						
	[16] 11092302	(E)CLAMP-HOSE (D)KLAMMER,SCHLAUCH 4	-	-	-	A &KL9		(F)PINCE-TUYAU (S)ABRAZADERA-MANGUERA 2			LC12-16			
	[17] 92060795	(E)SCREW (D)SCHRAUBE 4	-	-	-	S		(F)VIS (S)TORNILLO 2						
BDY(BODY)		T/A(TRANSAXLE)						LEVEL(TRIM LEVEL)						
4 : 4 DOOR		M : MANUAL T/A A : AUTOMATIC T/A						I : GL II : GLX III : CD18 IV : CD20						



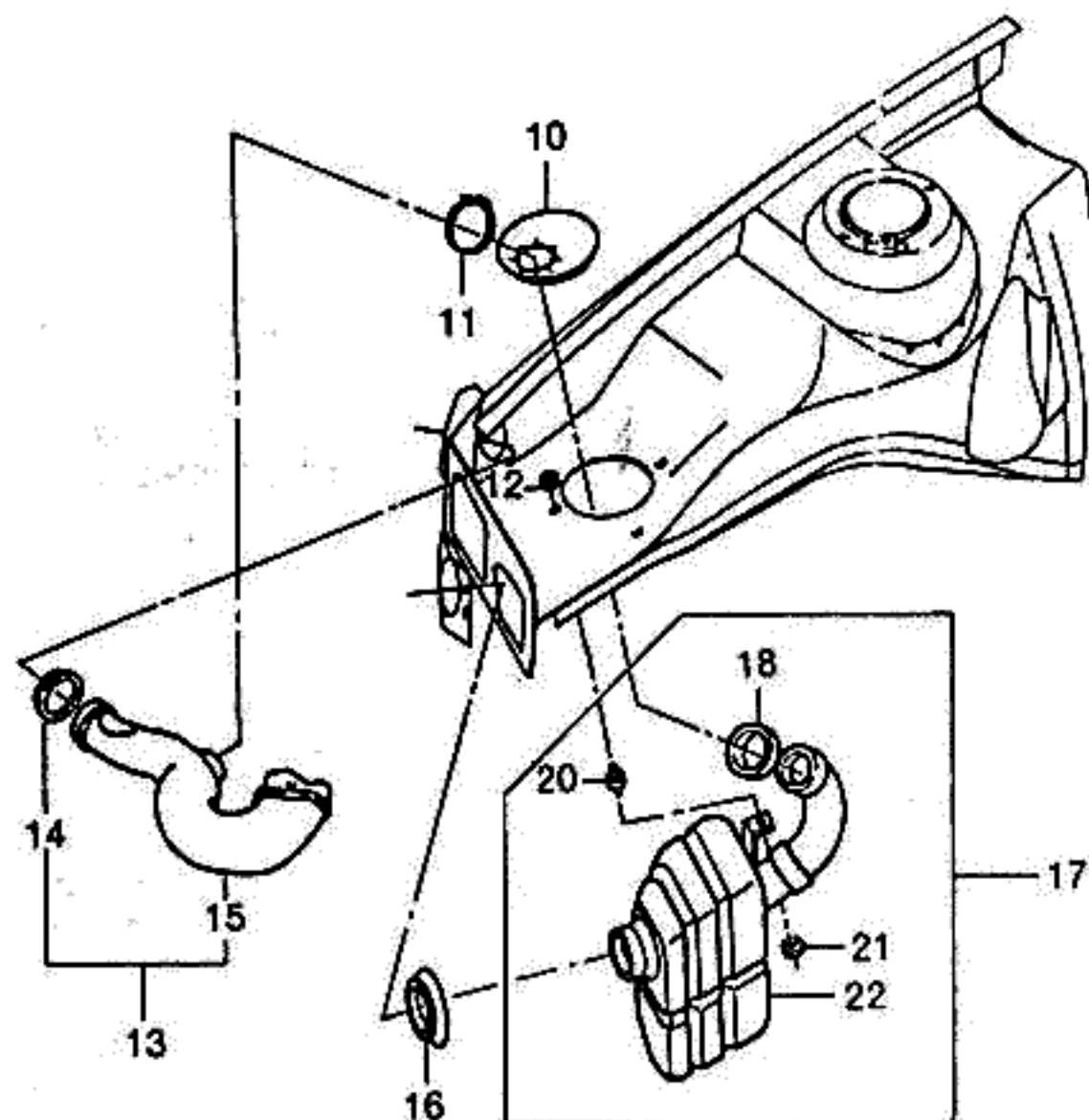
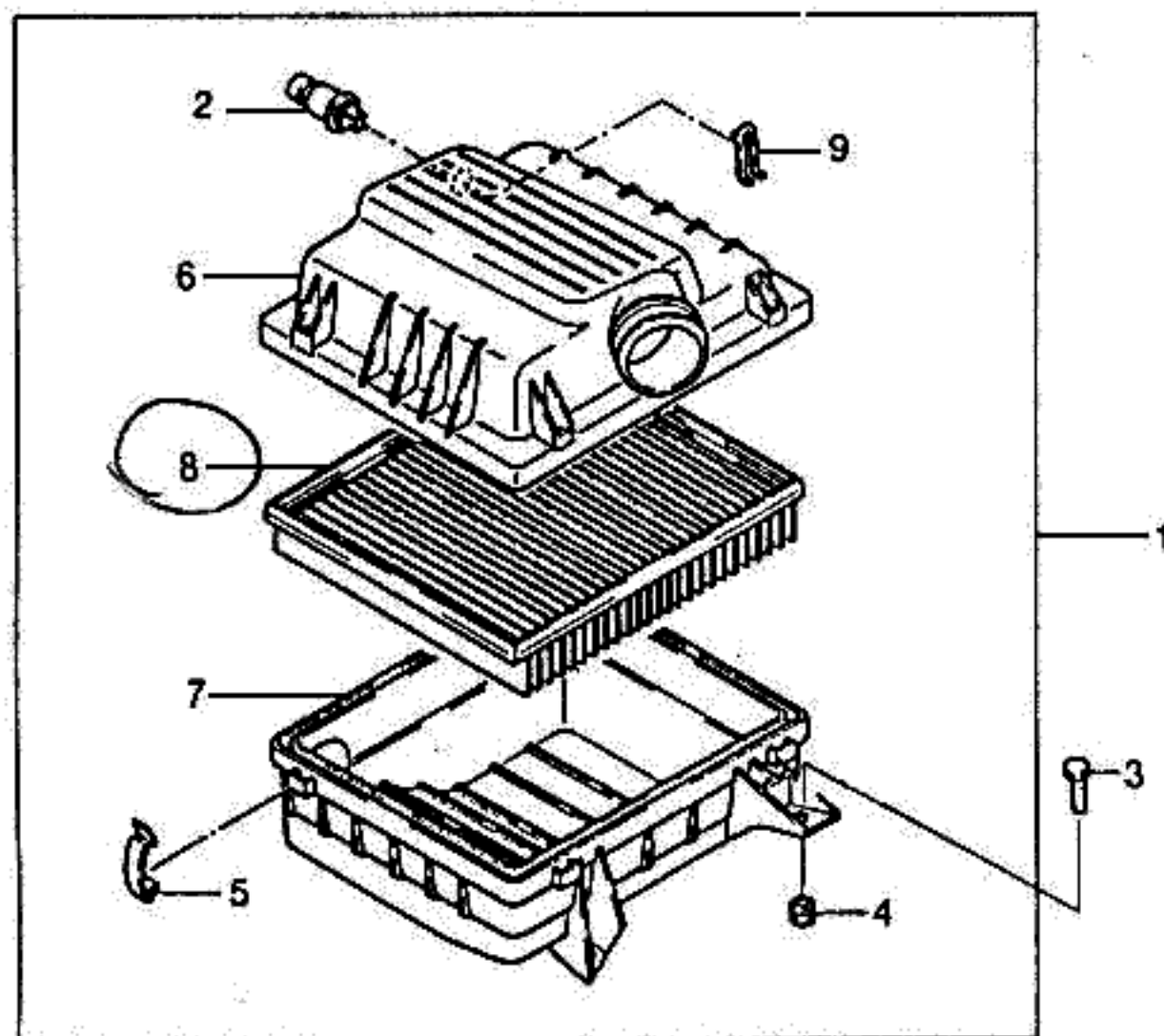
KEY NO.		PART NAME												
I T C	PART NO.	MODEL				OPTION	L / R	Q T Y	EFFECTIVE DATE		REMARKS	P / C O D E		
		B D Y	T / A	LEVEL					FROM	TO				
				I	II								III	IV
	[01]	(E)CABLE-ACCEL CONTROL (D)KABEL,GAS-STEUERUNG						(F)CABLE- ACCELERATEUR (S)CABLE						
	96181444	4 S S - -					1	950420				DF		
O	96184236	4 S S - -					1	950420		ITC CR FROM'N'DT				
	96143474	4 - - S -					1					DF		
	96143473	4 M - - - S					1	950511				DE		
N	96143474	4 M - - - S					1	950511				DF		
	96143474	4 A - - - O					1					DF		
	96143474	4 - - - A & KLS					1					DF		
	[02]	(E)CLEVIS-SAFETY (D)KETTE						(F)CROCHET (S)ABRAZADERA EN U						
	90284248	4 - - - S					1							
	[03]	(E)WASHER-LOCKING (D)DICHTUNGSRING,KONTER						(F)RONDELLE-VERROUILLAGE (S)ARANDELA-DE CIERRE						
	11088942	4 S S S S					1							
	[04]	(E)BUMPER-ADJUSTING SCREW (D)STOSSSCHEIBE						(F)PARE-CHOC-VIS DE REGLAGE (S)PARACHOQUES-TORNILLO						
	09292076	4 S S S S					1							
	[05]	(E)SHIM (D)AUSGLEICHSSCHEIBE						(F)CALE DE SUPPORT (S)CUÑA						
	11088241	4 S S S S					2							
	[06]	(E)BUSHING (D)LAGERFUTTER						(F)MANCHON (S)BUJE DE BOQUILLA						
	90067274	4 S S S S					2							
	[07]	(E)WASHER-TENSION (D)DICHTUNGSRING,SPANNUNG						(F)RONDELLE-TENSION (S)ARANDELA-TENSION						
	11088251	4 S S S S					1							
	[08]	(E)SHIM (D)AUSGLEICHSSCHEIBE						(F)CALE DE SUPPORT (S)CUÑA						
	11027287	4 S S S S					1							
	[09]	(E)WASHER-LOCKING (D)DICHTUNGSRING,KONTER						(F)RONDELLE-VERROUILLAGE (S)ARANDELA-DE CIERRE						
	11066361	4 S S S S					2							
BDY(BODY)		T/A(TRANSAXLE)						LEVEL(TRIM LEVEL)						
4 : 4 DOOR		M : MANUAL T/A A : AUTOMATIC T/A						I : GL II : GLX III : CD18 IV : CD20						



KEY NO.		PART NAME												
I T C	PART NO.	M O D E L				O P T I O N	L / R	Q T Y	EFFECTIVE DATE		R E M A R K S	P / C O D E		
		B D Y	T / A	L E V E L					F R O M	T O				
				I	II								III	IV
	[10]	(E)SPRING-LEG (D)FEDERUNG,BEIN						(F)RESSORT-JAMBE (S)RESORTE-PIERNA						
	90183525	4		S	S	S	S	1						
	[11]	(E)SPRING-COMPRESSION (D)FEDERUNG,VERDICHUNG						(F)RESSORT-COMPRESSION (S)RESORTE-COMPRESION						
	90076107	4		S	S	S	S	1						
	[12]	(E)SCREW (D)SCHRAUBE						(F)VIS (S)TORNILLO						
	11057551	4		S	S	S	S	1			M6x32			
	[13]	(E)LEVER-ACCEL CONTROL (D)HEBEL,GASPEDAL						(F)LEVIER (S)PALANCA						
	96144564	4		S	S	S	S	1						
	[14]	(E)PAD-ACCEL CONTROL PEDAL (D)UNTERLAGE,GASPEDAL						(F)PATIN (S)COJIN-PEDAL						
	02877481	4		S	S	S	S	1						
	[15]	(E)BRACKET-ACCEL CONTROL (D)TRÄGER,GASPEDAL						(F)SUPPORT-ACCELERATEUR (S)SOPORTE						
	96181438	4		S	S	-	-	1						
	[16]	(E)SCREW (D)SCHRAUBE						(F)VIS (S)TORNILLO						
	11048281	4		S	S	-	-	1			M8x18Z3			
	[17]	(E)MOUNT A-PEDAL (D)MONTAGE,PEDAL						(F)MONTAGE-PEDALE (S)MONTAJE-PEDAL						
	96181633	4	M	S	S	S	S	1				DL		
	96210952	4	M	-	O	O	O	1			AIR BAG	AZ		
	96193085	4	M	A	A	A	A	1				UM		
	96210953	4	M	-	A	A	A	1			AIR BAG	AY		
	96146950	4	M	A	A	A	A	1			CABLE TYPE	FB		
	96212242	4	M	A	A	A	A	1			CABLE TYPE	CG		
	96157648	4	A	O	O	O	O	1				FG		
	96210955	4	A	-	O	O	O	1			AIR BAG	TB		
	96193086	4	A	-	A	A	A	1				UA		
	96210956	4	A	-	A	A	A	1			AIR BAG	TC		
BDY(BODY)		T/A(TRANSAXLE)						LEVEL(TRIM LEVEL)						
4 : 4 DOOR		M : MANUAL T/A A : AUTOMATIC T/A						I : GL II : GLX III : CD18 IV : CD20						

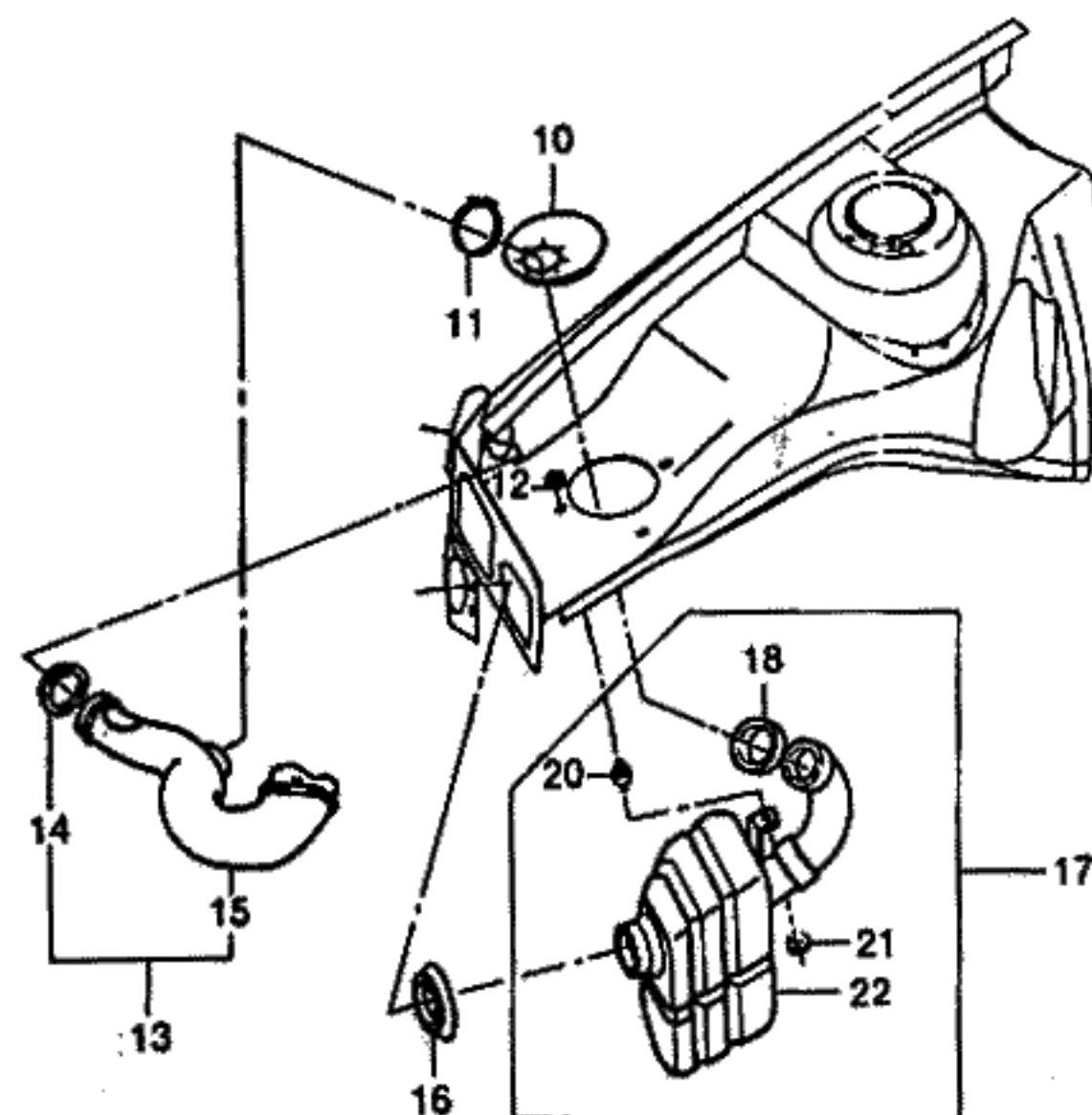
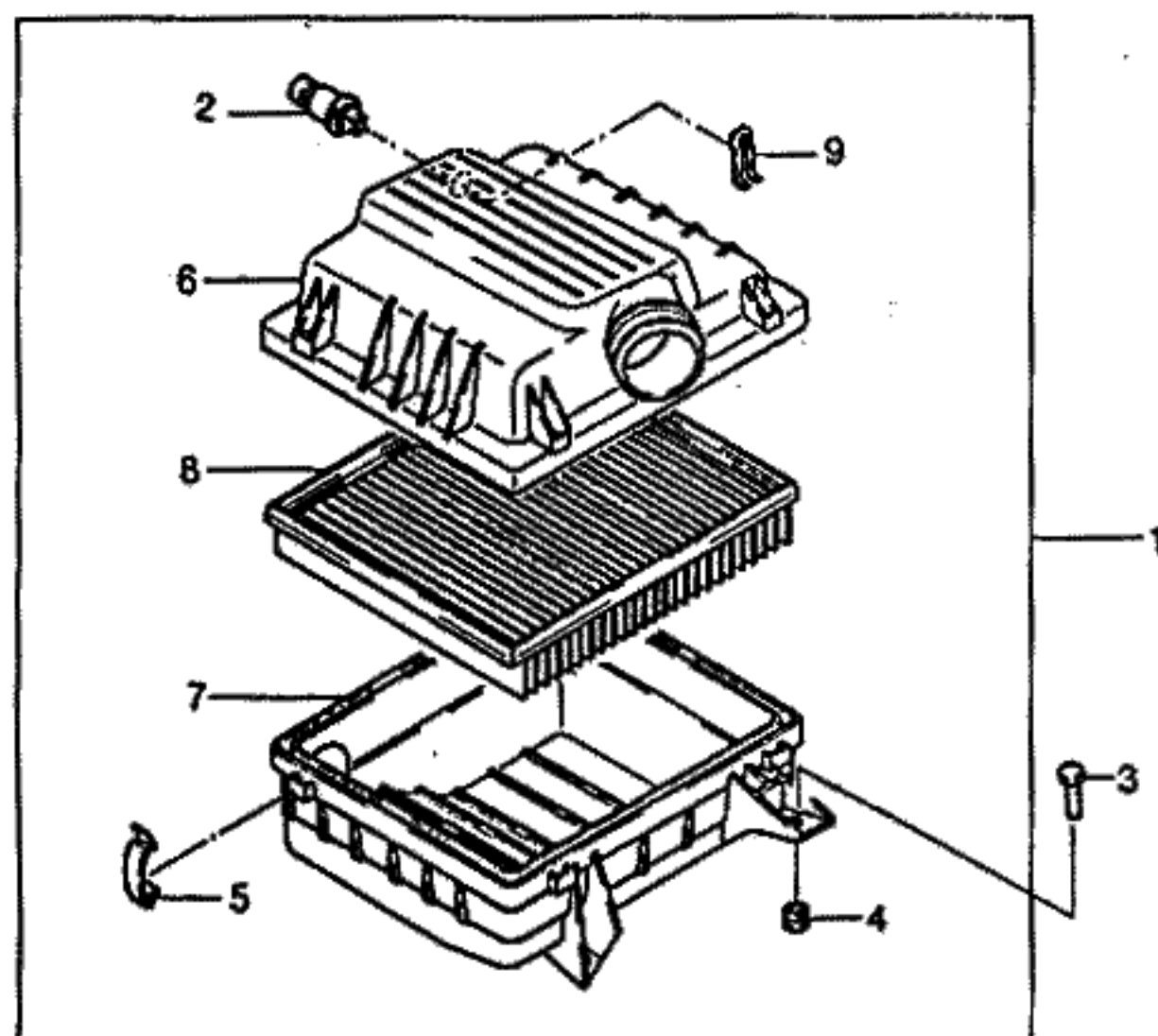


KEY NO.		PART NAME												
I T C	PART NO.	M O D E L				O P T I O N	L / R	Q T Y	EFFECTIVE DATE		R E M A R K S	P / C O D E		
		B D Y	T / A	L E V E L					F R O M	T O				
				I	II								III	IV
	96161743 [18]	4		A	A	A	A	&XMP (E)BRACKET-ACCEL CONTROL (D)TRÄGER,GASPEDAL	1		(F)SUPPORT-ACCELERATEUR (S)SOPORTE	FH		
	96130655	4		-	-	S	-		1	950511				
	96114376	4	M	-	-	-	S		1	950511				
N	96130655	4	M	-	-	-	S		1	950511				
	96130655	4	A	-	-	-	O		1					
	96130655	4		-	-	-	A	&KL9	1					
	[19]			(E)SCREW (D)SCHRAUBE							(F)VIS (S)TORNILLO			
	11010788	4		-	-	S	S		3		M6x12			
BDY(BODY)		T/A(TRANSAXLE)						LEVEL(TRIM LEVEL)						
4 : 4 DOOR		M : MANUAL T/A A : AUTOMATIC T/A						I : GL II : GLX III : CD18 IV : CD20						

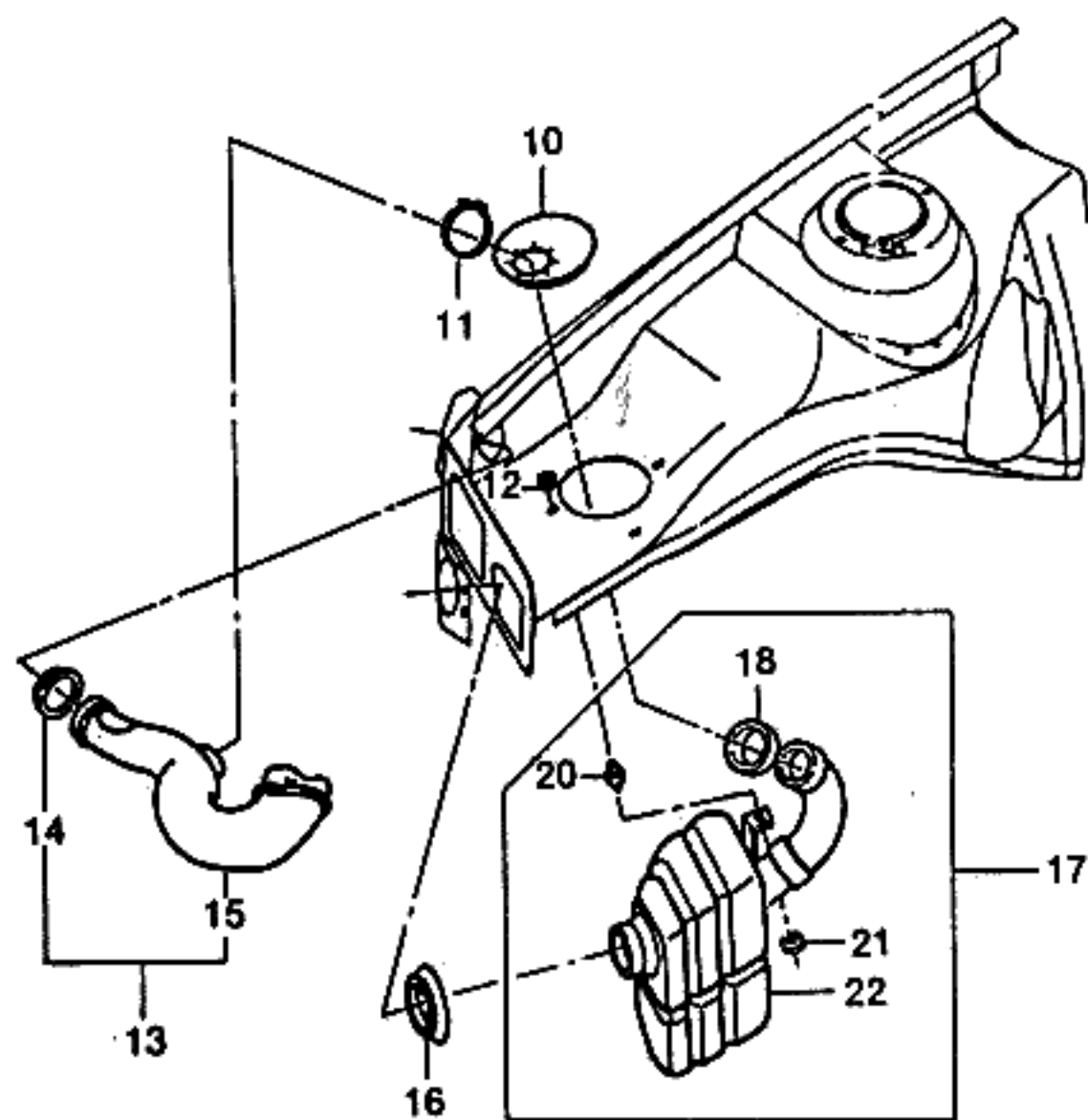
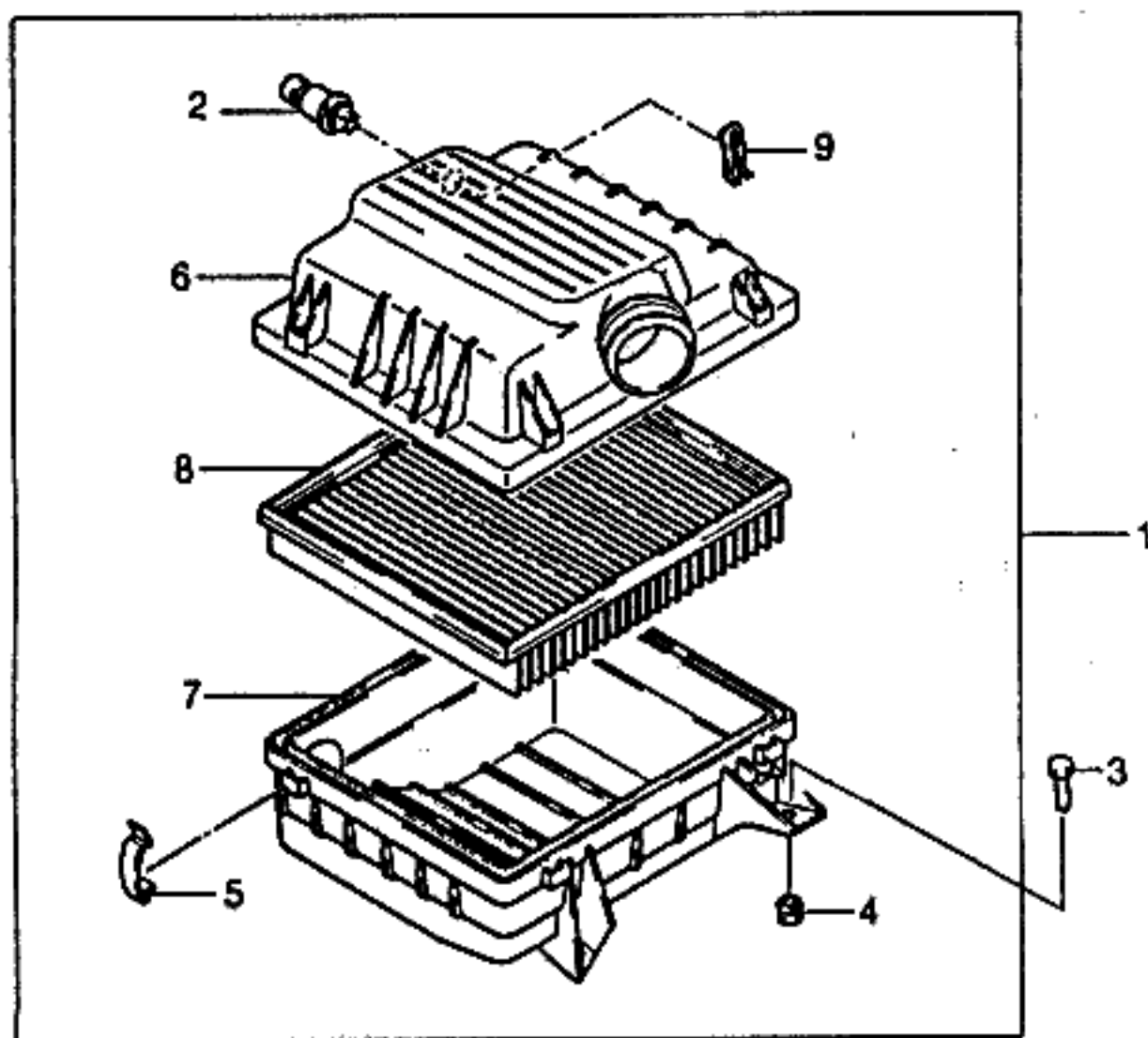


KEY NO.		PART NAME												
I T C	PART NO.	M O D E L				O P T I O N	L / R	Q T Y	EFFECTIVE DATE		R E M A R K S	P / C O D E		
		B D Y	T / A	L E V E L					F R O M	T O				
				I	II								III	IV
	[01]	(E)AIR CLEANER A(WO/ELEMENT) (D)LUFTREINUGUNG						(F)PURIFICATEUR D'AIR (S)FILTRO DEL AIRE						
	96144702-A	4		S	S	-	-	1			WO/ELEMENT			
	96130772	4		-	-	S	S	1			WO/ELEMENT			
	[02]	(E)SENSOR-AIR TEMPERATURE (D)SENSOR,LUFTTEMPERATUR						(F)DETECTEUR (S)SENSOR-TEMPERATURA						
	25037223-A	4		S	S	-	-	1						
	[03]	(E)SCREW-TAPPING (D)SCHRAUBE						(F)VIS (S)TORNILLO						
	11087291	4		S	S	S	S	3		950810				
	Y 03152-63323	4		S	S	S	S	3		950811				
	[04]	(E)ISOLATOR-AIR CLEANER (D)ISOLATOR,LUFTREINIGUNG						(F)ISOLATEUR-FILTRE A AIR (S)AISLADOR-FILTRO DEL AIRE						
	96144725	4		S	S	S	S	3						
	[05]	(E)CLIP-SPRING (D)KLEMME,FEDERUNG						(F)ATTACHE-RESSORT (S)GRAPA-RESORTE						
	07998340	4		S	S	S	S	4						
	[06]	(E)BODY-AIR CLEANER,UPPER (D)KAROSSERIE,LUFTREINIGUNG						(F)CORPS-PURIFICATEUR D'AIR (S)CARROCERIA-FILTRO DE AIRE						
	96121924	4		S	S	-	-	1						
	92060993	4		-	-	S	S	1						
	[07]	(E)BODY-AIR CLEANER,LOWER (D)KAROSSERIE,LUFTREINIGUNG						(F)CORPS-PURIFICATEUR D'AIR (S)CARROCERIA-FILTRO DE AIRE						
	92061010	4		S	S	S	S	1						
	[08]	(E)ELEMENT-AIR CLEANER (D)ELEMENT,LUFTREINUGUNG						(F)ELEMENT-FILTRE A AIR (S)ELEMENTO-FILTRO DEL AIRE						
	92060868	4		S	S	S	S	1						
	[09]	(E)RETAINER (D)HALTER						(F)ARRETOIR (S)RETENEDOR						
	08997167	4		S	S	-	-	1						
	[10]	(E)GROMMET-WHEEL HOUSE (D)ÖSE,RAD-GEHÄUSE						(F)VIROLE-TIMONERIE (S)AISLANTE-TIMONERA						
	96144746	4		S	S	S	S	1						

BDY(BODY)	T/A(TRANSAXLE)	LEVEL(TRIM LEVEL)
4 : 4 DOOR	M : MANUAL T/A A : AUTOMATIC T/A	I : GL II : GLX III : CD18 IV : CD20

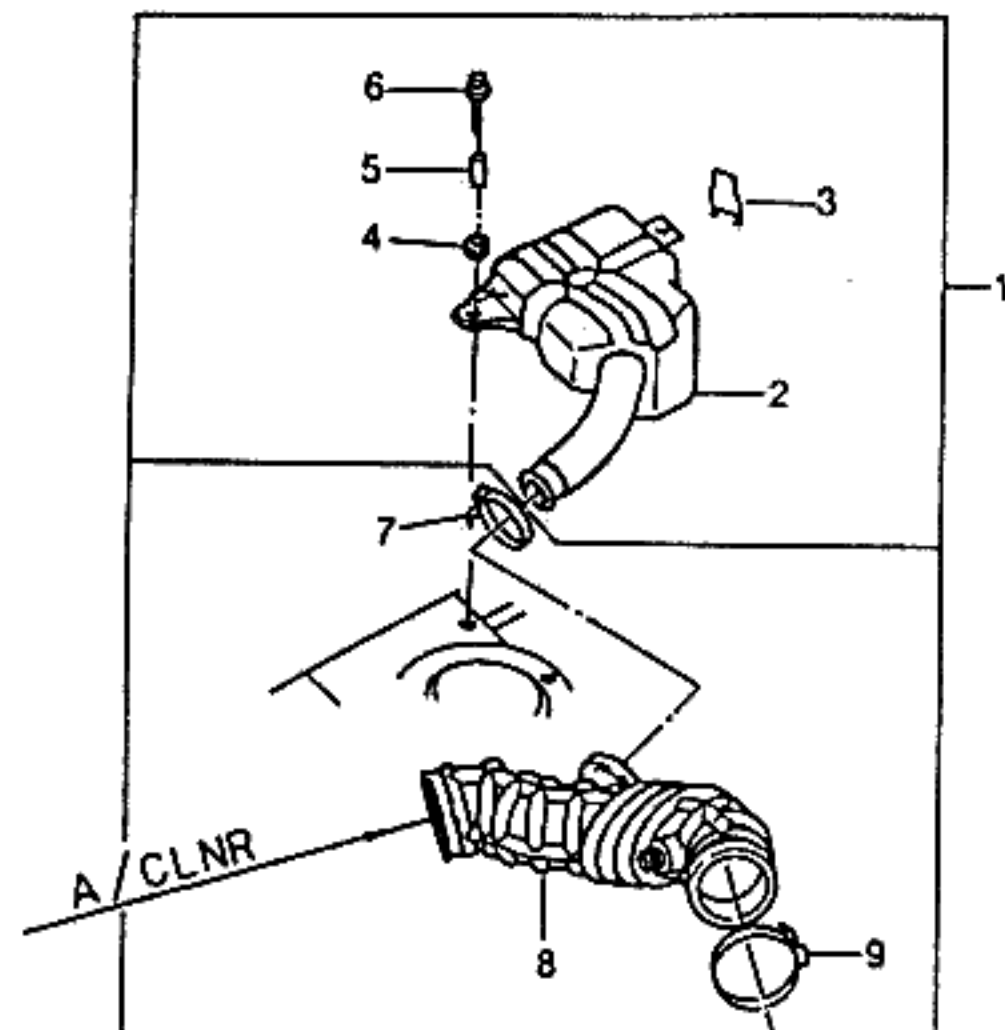


KEY NO.		PART NAME												P / CODE
I T C	PART NO.	MODEL						OPTION	L / R	Q T Y	EFFECTIVE DATE		REMARKS	
		B D Y	T / A	LEVEL							FROM	TO		
				I	II	III	IV							
	[11]	(E)CLAMP-HOSE (D)KLAMMER,SCHLAUCH								(F)PINCE-TUYAU (S)ABRAZADERA-MANGUERA				
	11083901	4	S	S	S	S	S			1				
	[12]	(E)NUT (D)MUTTER								(F)ECROU (S)TUERCA				
	11077801	4	S	S	S	S	S			1		M6x21		
	[13]	(E)DUCT A-AIR CLEANER (D)SCHACHT,LUFTREINUGUNG								(F)CONDUIT-FILTRE A AIR (S)TAMBOR-ENTRADA				
	96143214	4	S	S	S	S	S			1				
	[14]	(E)PAD-INLET SOCKET (D)UNTERLAGE,EINGANGS-BÜCHS								(F)PATIN-ALVEOLE D'ENTREE (S)COJIN-HUECO DE ENTRADA				
	92061355	4	S	S	S	S	S			1				
	[15]	(E)DUCT-AIR CLEANER,INLET (D)SCHACHT,LUFTREINIGUNG								(F)CONDUIT-FILTRE A AIR (S)CONDUCTO-FILTRO DEL AIRE				
	92061353	4	S	S	S	S	S			1				
	[16]	(E)GROMMET-RESONATOR (D)ÖSE,RESONATOR								(F)VIROLE-RESONATEUR (S)AISLANTE-RESONADOR				
	96143225	4	S	S	S	S	S			1				
	[17]	(E)RESONATOR A (D)RESONATOR								(F)RESONATEUR (S)RESONADOR				
	96180914	4	S	S	-	-	-			1				
	96180833	4	-	-	S	S	-			1				
	[18]	(E)SEAL-AIR DUCT (D)DICHTUNG,LUFTSCHACHT								(F)JOINT-CONDUIT AIR (S)SELLO-DUCTO DE AIRE				
	96143226	4	S	S	S	S	S			1				
	[20]	(E)BOLT-BUMPER (D)SCHRAUBE,STOBSTANGE								(F)BOULON-PARE-CHOC (S)PERNO-PARACHOQUES				
	96180916	4	S	S	S	S	S			1				
	[21]	(E)NUT (D)MUTTER								(F)ECROU (S)TUERCA				
	11063471	4	S	S	S	S	S			1		M6x18		
	[22]	(E)RESONATOR (D)RESONATOR								(F)RESONATEUR (S)RESONADOR				
	96180915	4	S	S	-	-	-			1				
BDY(BODY)			T/A(TRANSAXLE)						LEVEL(TRIM LEVEL)					
4 : 4 DOOR			M : MANUAL T/A A : AUTOMATIC T/A						I : GL II : GLX III : CD18 IV : CD20					

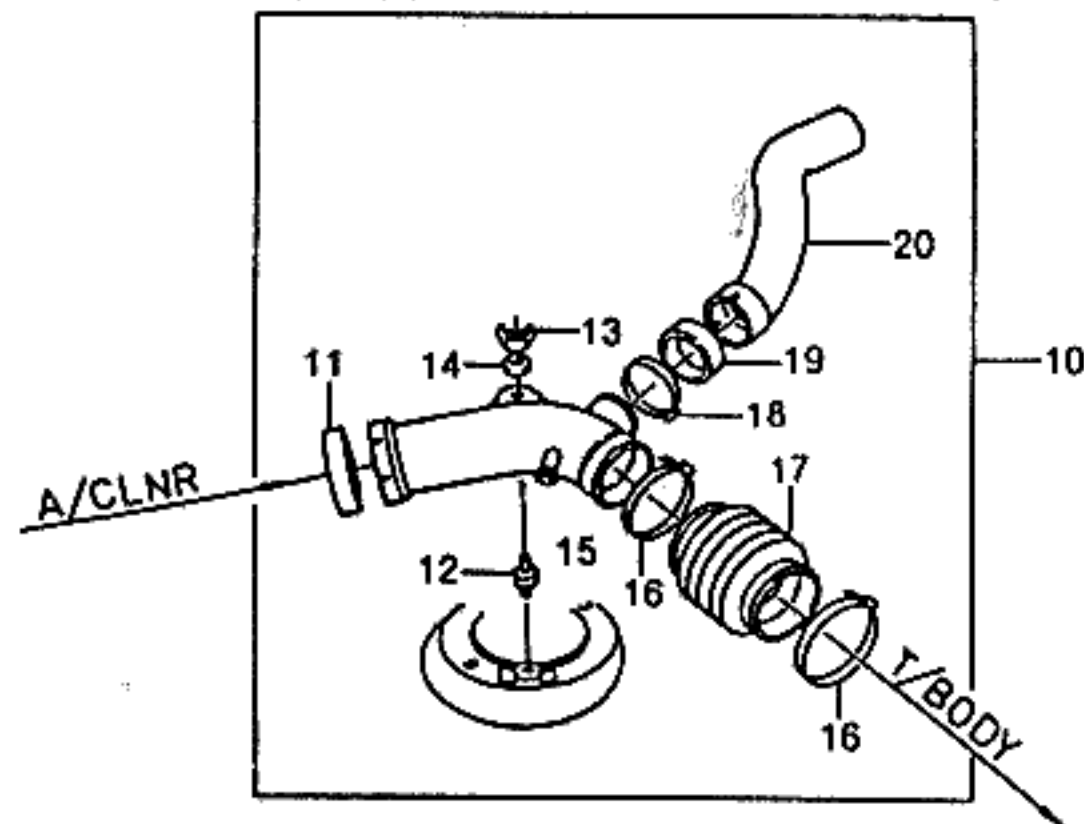


KEY NO.		PART NAME												
I T C	PART NO.	M O D E L				OPTION	L / R	Q T Y	EFFECTIVE DATE		REMARKS	P / C O D E		
		B D Y	T / A	LEVEL					FROM	TO				
				I	II								III	IV
	96180834	4		-	-	S	S			1				
BDY(BODY)		T/A(TRANSAXLE)						LEVEL(TRIM LEVEL)						
4 : 4 DOOR		M : MANUAL T/A A : AUTOMATIC T/A						I : GL II : GLX III : CD18 IV : CD20						

1.5DOHC

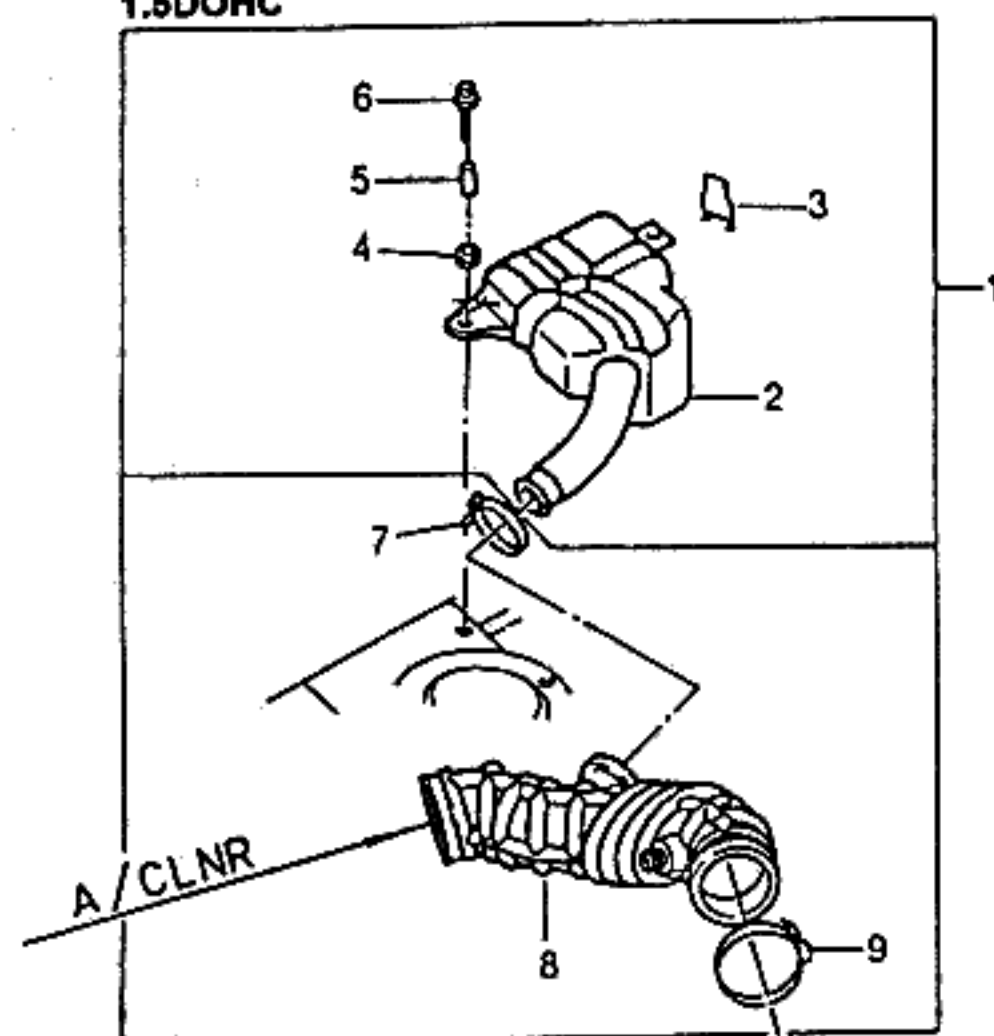


1.8/2.0SOHC

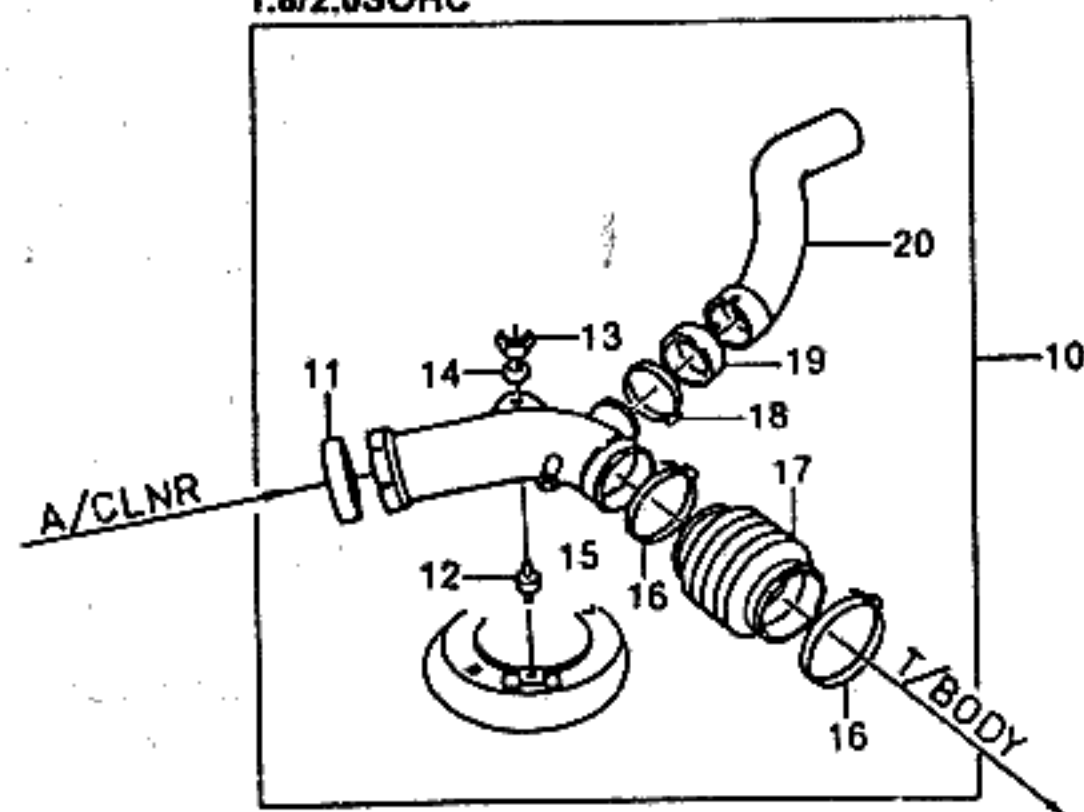


KEY NO.		PART NAME												P / CODE
I T C	PART NO.	M O D E L						OPTION	L / R	Q T Y	EFFECTIVE DATE		REMARKS	
		B D Y	T / A	LEVEL							FROM	TO		
				I	II	III	IV							
	[01]	(E)RESONATOR A-AUXILIARY (D)RESONATOR,ZUSATZ									(F)RESONATEUR-AUXILIAIRE (S)RESONADOR-AUXILIAR			
	96181613	4		S	S	-	-				1			
	[02]	(E)RESONATOR-AUXILIARY (D)RESONATOR,ZUSATZ									(F)RESONATEUR-AUXILIAIRE (S)RESONADOR-AUXILIAR			
	96181614	4		S	S	-	-				1			
	[03]	(E)CLIP-AUXILIARY RESONATOR (D)KLEMME,ZUSATZ-RESONATOR									(F)ATTACHE-RESONATEUR AUX (S)GRAPA-RESONADOR			
	96180837	4		S	S	-	-				1			
	[04]	(E)ISOLATOR-AIR CLEANER (D)ISOLATOR,LUFTREINIGUNG									(F)ISOLATEUR-FILTRE A AIR (S)AISLADOR-FILTRO DEL AIRE			
	96144725	4		S	S	-	-				1			
	[05]	(E)BUSHING (D)LAGERFUTTER									(F)MANCHON (S)BUJE DE BOQUILLA			
	96076381	4		S	S	-	-				1			
	[06]	(E)SCREW & WASHER (D)SCHRAUBE&DICHTUNG									(F)VIS&RONDELLE (S)TORNILLO Y ARANDELA			
	96121793	4		S	S	-	-				1		6.3x18	
	[07]	(E)CLAMP-HOSE (D)KLAMMER,SCHLAUCH									(F)PINCE-TUYAU (S)ABRAZADERA-MANGUERA			
	11088881	4		S	S	-	-				1			
	[08]	(E)HOSE A-AIR CLEANER ELBOW (D)SCHLAUCH,LUFTREINIGUNGS									(F)TUYAU-COUDE FILTRE A AIR (S)MANGUERA-FILTRO DE AIRE			
	96181202	4		S	S	-	-				1			
	[09]	(E)CLAMP-HOSE (D)KLAMMER,SCHLAUCH									(F)PINCE-TUYAU (S)ABRAZADERA-MANGUERA			
	11088331	4		S	S	S	S				1		Ø60-80	
	[10]	(E)DUCT A-AIR CLEANER,OUTLET (D)SCHACHT,LUFTREINIGUNG									(F)CONDUIT-FILTRE A AIR (S)CONDUCTO-FILTRO DEL AIRE			
	96143215	4		-	-	S	S				1			
	[11]	(E)SEAL-AIR DUCT (D)DICHTUNG,LUFTSCHACHT									(F)JOINT-CONDUIT AIR (S)SELLO-DUCTO DE AIRE			
	96143228	4		-	-	S	S				1			
BDY(BODY)			T/A(TRANSAXLE)						LEVEL(TRIM LEVEL)					
4 : 4 DOOR			M : MANUAL T/A A : AUTOMATIC T/A						I : GL II : GLX III : CD18 IV : CD20					

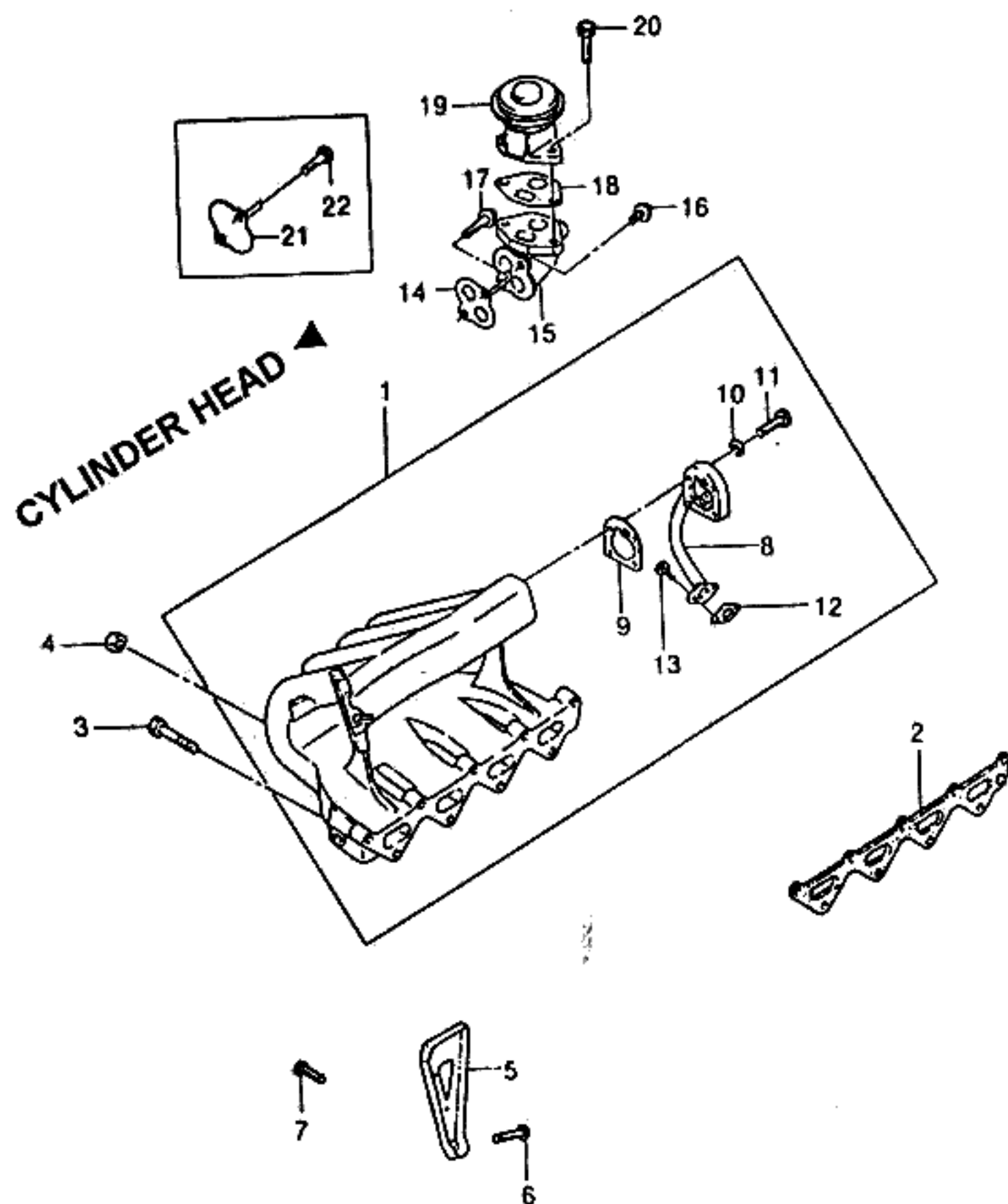
1.5DOHC



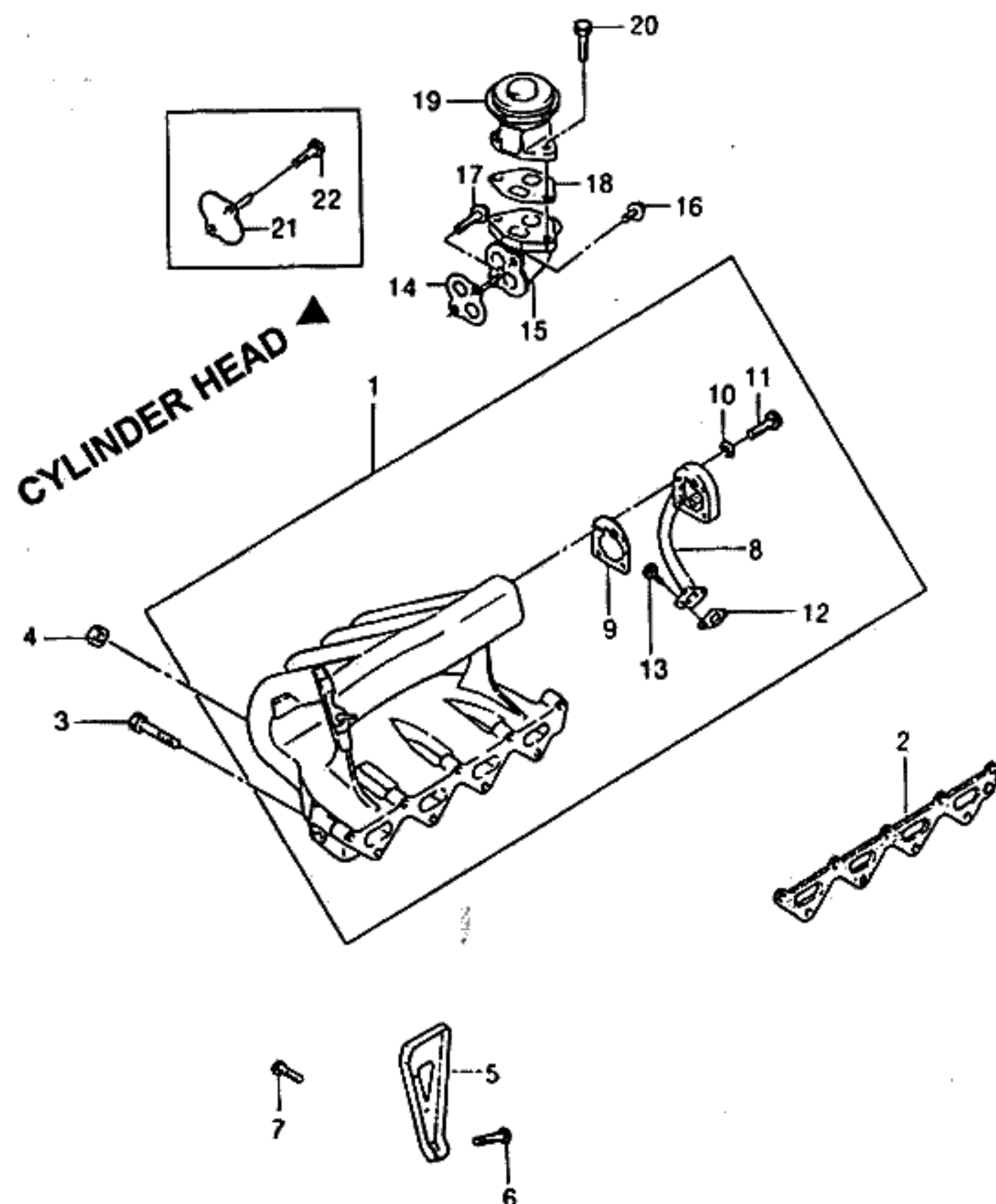
1.8/2.0SOHC



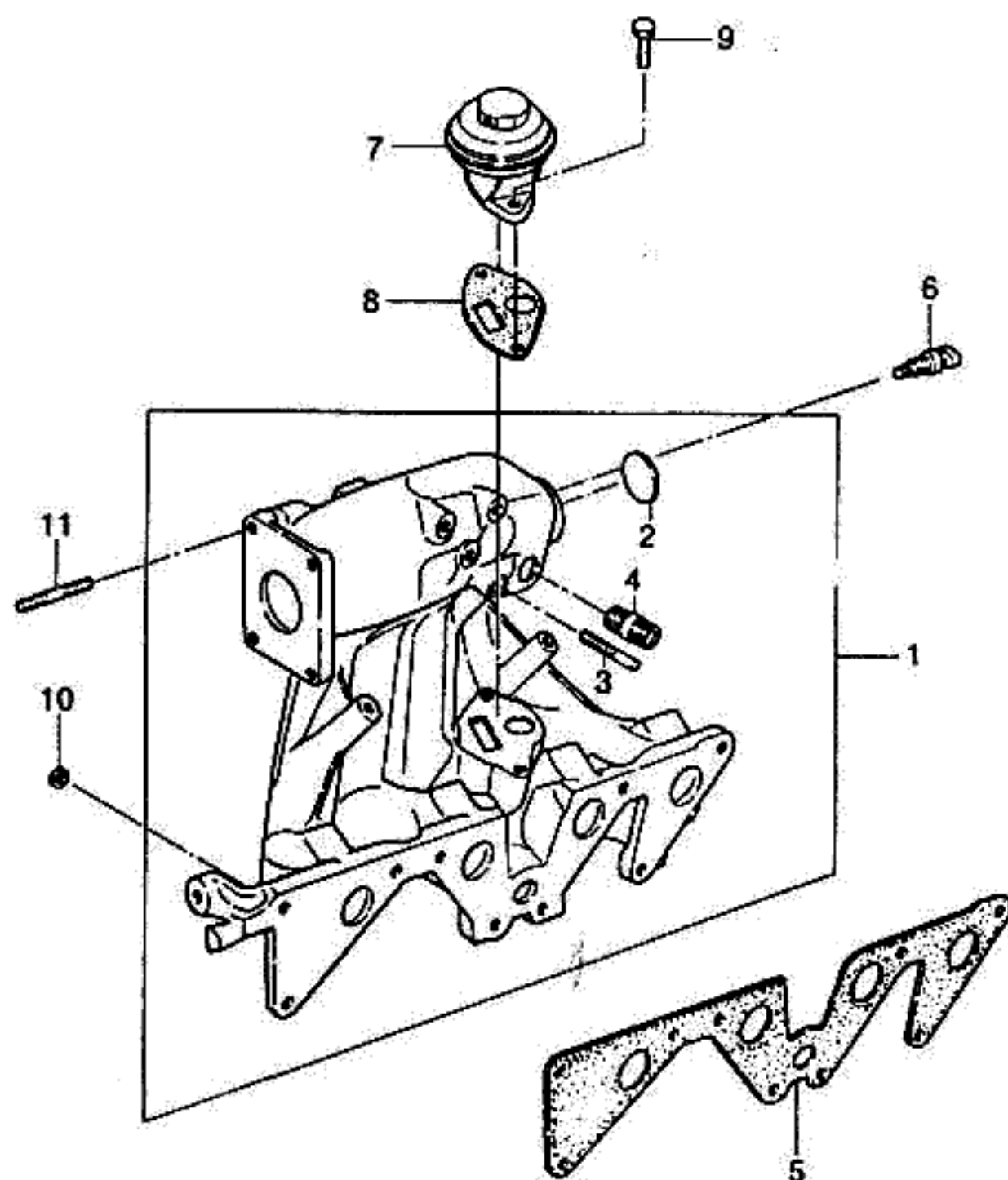
KEY NO.			PART NAME											
I T C	PART NO.	M O D E L				O P T I O N	L / R	Q T Y	E F F E C T I V E D A T E		R E M A R K S	P / C O D E		
		B D Y	T / A	L E V E L					F R O M	T O				
				I	II								III	IV
	[12] 96144011	(E)BUMPER (D)STOBSTANGE 4	-	-	S	S		(F)PARE-CHOC (S)PARACHOQUES 1						
	[13] 94797053	(E)NUT-WING (D)MÜTTER,FLÜGEL 4	-	-	S	S		(F)ECROU-A OREILLES (S)TUERCA-MARIPOSA 1						
	[14] 131100045	(E)WASHER-PLAIN (D)DICHTUNGSRING,EINFACH 4	-	-	S	S		(F)RONDELLE-ORDINAIRE (S)ARANDELA-CORRIENTE 1						
	[15] 92061351	(E)DUCT-AIR CLEANER,OUTLET (D)SCHLAUCH,LUFTREINIGUNG 4	-	-	S	S		(F)TUYAU-FILTRE A AIR, SORTIE (S)MANGUERA-FILTRO DE AIRE 1						
	[16] 11088331	(E)CLAMP-HOSE (D)KLAMMER,SCHLAUCH 4	S	S	S	S		(F)PINCE-TUYAU (S)ABRAZADERA-MANGUERA 2			Ø60~80			
	[17] 92061350	(E)HOSE-AIR CLEANER,OUTLET (D)SCHLAUCH,LUFTREINIGUNG 4	-	-	S	S		(F)TUYAU-FILTRE A AIR, SORTIE (S)MANGUERA-FILTRO DE AIRE 1						
	[18] 11083901	(E)CLAMP-HOSE (D)KLAMMER,SCHLAUCH 4	-	-	S	S		(F)PINCE-TUYAU (S)ABRAZADERA-MANGUERA 1			Ø40~60			
	[19] 96143226	(E)SEAL-AIR DUCT (D)DICHTUNG,LUFTSCHACHT 4	-	-	S	S		(F)JOINT-CONDUIT AIR (S)SELLO-DUCTO DE AIRE 1						
	[20] 96143217	(E)RESONATOR-AUXILIARY (D)RESONATOR,ZUSATZ 4	-	-	S	S		(F)RESONATEUR-AUXILIAIRE (S)RESONADOR-AUXILIAR 1						
BDY(BODY)		T/A(TRANSAXLE)						LEVEL(TRIM LEVEL)						
4 : 4 DOOR		M : MANUAL T/A A : AUTOMATIC T/A						I : GL II : GLX III : CD18 IV : CD20						



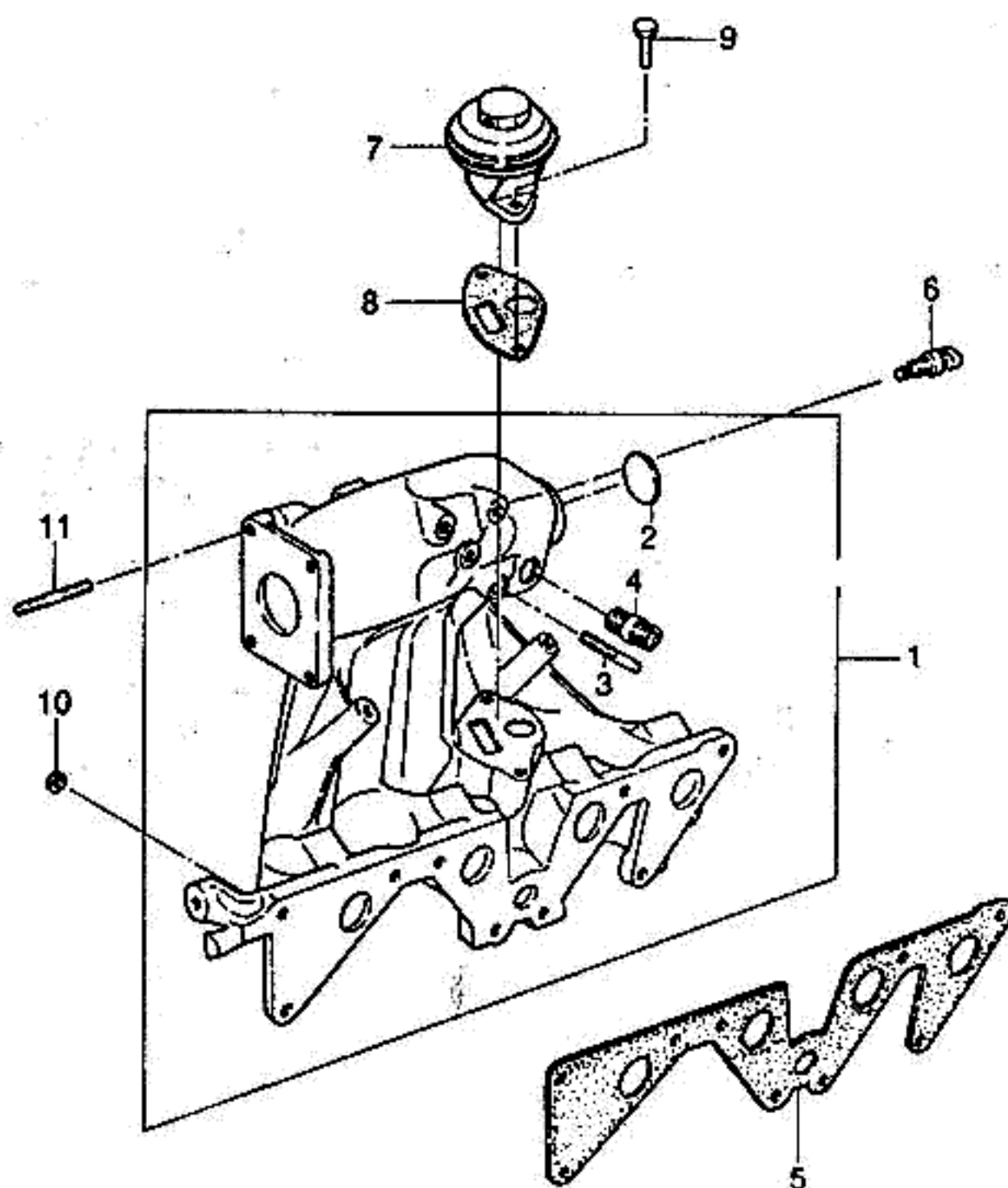
KEY NO.		PART NAME										
I T C	PART NO.	M O D E L				O P T I O N	L / R	Q T Y	E F F E C T I V E D A T E		R E M A R K S	P / C O D E
		B D Y	T / A	L E V E L					F R O M	T O		
				I	II							
	[01]	(E)MANIFOLD-INTAKE (D)SAMMELLEITUNG,EINLAß						(F)COLLECTEUR-ADMISSION (S)COLECTOR-ENTRADA				
	96143414	4 M S S - -						1				
	96181124	4 A O O - -						1				
	[02]	(E)GASKET-INTAKE MANIFOLD (D)DICHTUNG,SAMMELLEITUNG						(F)JOINT (S)JUNTA-COLECTOR DE ENTRADA				
	5094207001	4 S S - -						1				
	[03]	(E)SCREW & WASHER (D)SCHRAUBE&DICHTUNG						(F)VIS&RONDELLE (S)TORNILLO Y ARANDELA				
	11058041	4 S S - -						7		M8x1.25		
	[04]	(E)NUT (D)MUTTER						(F)ECROU (S)TUERCA				
	11082413	4 S S - -						2		M8		
	[05]	(E)BRACKET-MANIFOLD SUPPORT (D)TRÄGER						(F)SUPPORT (S)SOPORTE-SOSTEN				
	5094207004	4 S S - -						1				
	[06]	(E)SCREW (D)SCHRAUBE						(F)VIS (S)TORNILLO				
	11048271	4 S S - -						2		M8x15Z3		
	[07]	(E)SCREW (D)SCHRAUBE						(F)VIS (S)TORNILLO				
	96143824	4 S S - -						1		M10x18Z1		
	[08]	(E)BLOCK-EGR TRANSFER (D)BLOCK,EGR TRANSFER						(F)BLOC-TRANSFERT EGR (S)BLOQUE-TRANSFERENCIA EGR				
	96103224	4 A O O - -						1				
	[09]	(E)GASKET-EGR VALVE (D)DICHTUNG						(F)SOUPAPE RECIRC GAZ ECHAP (S)JUNTA-VALVULA EGR				
	5094507006	4 A O O - -						1				
	[10]	(E)WASHER (D)DICHTUNGSRING						(F)RONDELLE (S)ARANDELA				
	11011612	4 A O O - -						4		6.4		
	[11]	(E)SCREW (D)SCHRAUBE						(F)VIS (S)TORNILLO				
	96130174	4 S S - -						4		M6x1.0		
BDY(BODY)		T/A(TRANSAXLE)						LEVEL(TRIM LEVEL)				
4 : 4 DOOR		M : MANUAL T/A A : AUTOMATIC T/A						I : GL II : GLX III : CD18 IV : CD20				



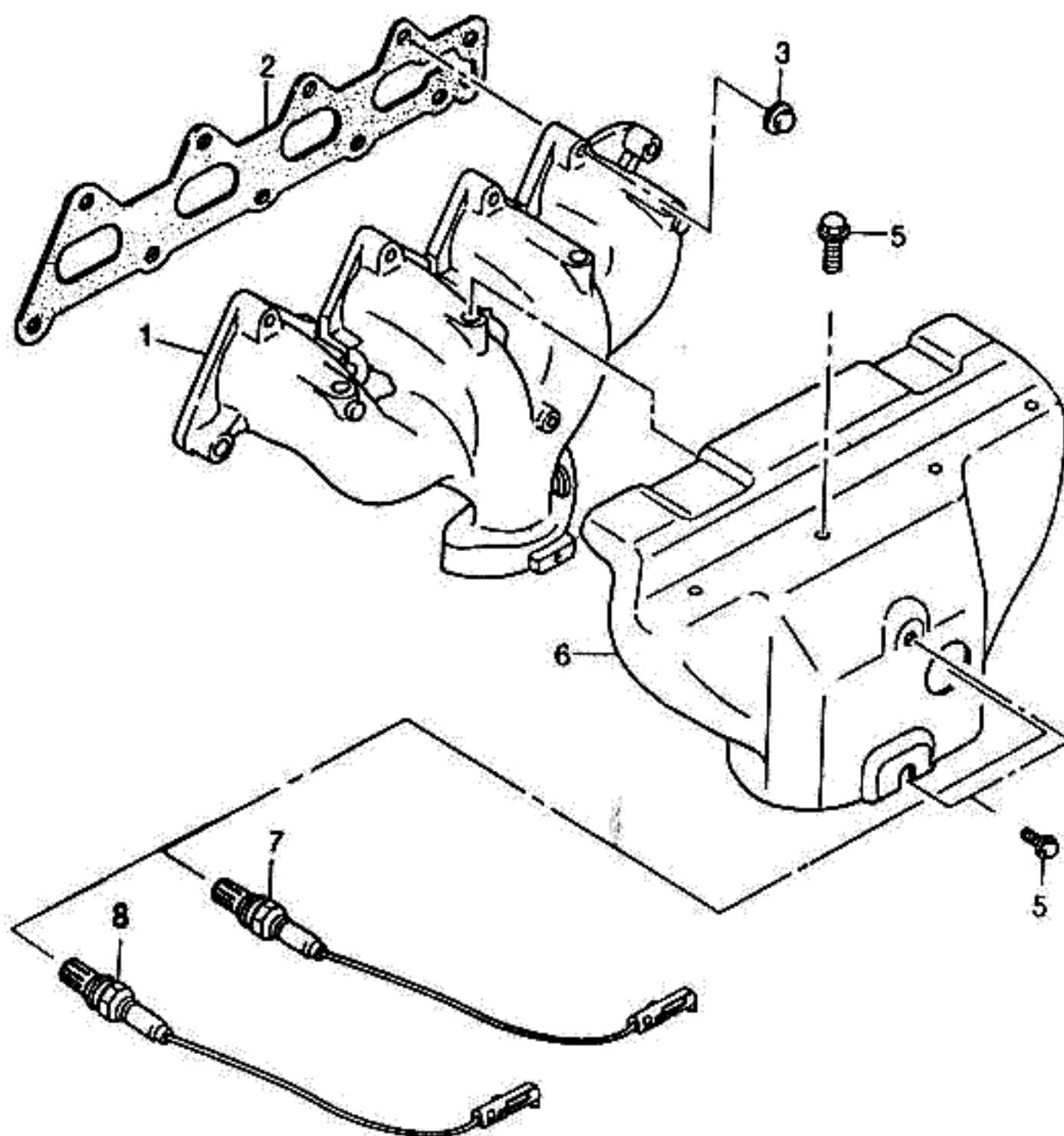
KEY NO.		PART NAME										
I T C	PART NO.	M O D E L				OPTION	L / R	Q T Y	EFFECTIVE DATE		REMARKS	
		B D Y	T / A	LEVEL					FROM	TO		
				I	II							III
	[12] 96103209	(E)GASKET-PIPE FLANGE (D)DICHTUNG,ROHR FLANSCH 4 A O O - -					(F)JOINT-FLASQUE DE TUYAU (S)JUNTA-PESTAÑA DE TUBO 1					
	[13] 11058822	(E)SCREW (D)SCHRAUBE 4 A O O - -					(F)VIS (S)TORNILLO 1					
	[14] 96103076	(E)GASKET-EGR ADAPTER (D)DICHTUNG 4 S S - -					(F)JOINT (S)JUNTA-ADAPTADOR EGR 1					
	[15] 96103111	(E)ADAPTER-EGR VALVE (D)ADAPTER,EGR VENTIL 4 A O O - -					(F)ADAPTATEUR (S)ADAPTADOR-VALVULA EGR 1					
	[16] 96181534	(E)SCREW (D)SCHRAUBE 4 A O O - -					(F)VIS (S)TORNILLO 1					
	[17] 96181533	(E)SCREW (D)SCHRAUBE 4 A O O - -					(F)VIS (S)TORNILLO 1					
	[18] 96103075	(E)GASKET-EGR VALVE (D)DICHTUNG 4 A O O - -					(F)SOUPAPE RECIRC GAZ ECHAP (S)JUNTA-VALVULA EGR 1					
	[19] 17092164	(E)VALVE-EGR (D)VENTIL 4 A O O - -					(F)SOUPAPE (S)VALVULA-EGR 1					
	[20] 11048333	(E)SCREW (D)SCHRAUBE 4 A O O - -					(F)VIS (S)TORNILLO 2					
	[21] 96181530	(E)PLATE-EGR CLOSING (D)PLATTE 4 M S S - -					(F)PLAQUE (S)PLACA-CIERRE EGR 1					
	[22] 96181532	(E)SCREW (D)SCHRAUBE 4 M S S - -					(F)VIS (S)TORNILLO 2					
BDY(BODY)		T/A(TRANSAXLE)					LEVEL(TRIM LEVEL)					
4 : 4 DOOR		M : MANUAL T/A A : AUTOMATIC T/A					I : GL II : GLX III : CD18 IV : CD20					



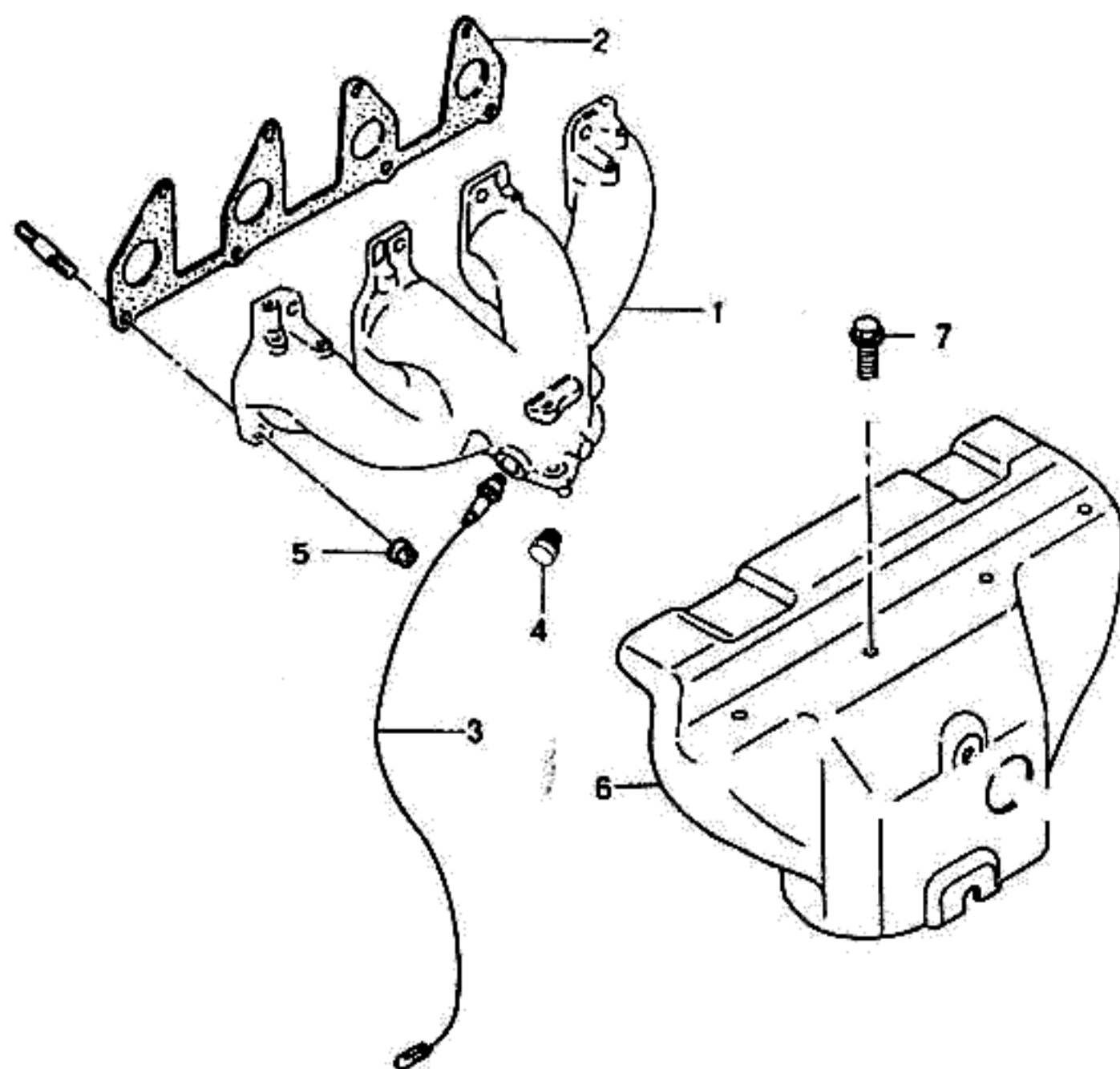
KEY NO.		PART NAME													
I T C	PART NO.	M O D E L						O P T I O N	L / R	Q T Y	E F F E C T I V E D A T E		R E M A R K S	P / C O D E	
		B D Y	T / A	L E V E L							F R O M	T O			
				I	II	III	IV								
	[01]	(E)MANIFOLD-INTAKE (D)SAMMELLEITUNG,EINLAB									(F)COLLECTEUR-ADMISSION (S)COLECTOR-ENTRADA				
	92060796	4		-	-	S	S	-KL9				1			
	96180099	4		-	-	-	A	&KL9				1			
	[02]	(E)COVER (D)DECKEL									(F)COUVERTURE (S)CUBIERTA				
	11070802	4		-	-	S	S				1				
	[03]	(E)CONNECTOR-THREADED (D)TEIL,VERBINDUNGS									(F)PIECE-DE CONNEXION (S)PIEZA-CONEXION				
	90144180	4		-	-	S	S				1		REGULATOR		
	[04]	(E)PIECE-CONNECTING (D)TEIL,VERBINDUNGS									(F)PIECE-DE CONNEXION (S)PIEZA-CONEXION				
	90075824	4		-	-	S	S				1		BRAKE MASTER		
	[05]	(E)GASKET-INTAKE MANIFOLD (D)DICHTUNG,SAMMELLEITUNG									(F)JOINT (S)JUNTA-COLECTOR DE ENTRADA				
	90200921	4		-	-	S	S				1				
	[06]	(E)SENSOR-MAT (D)SENSOR,MATTE									(F)DETECTEUR-TAPIS (S)SENSOR-ESTERA				
	25037388	4		-	-	S	S				1				
	[07]	(E)VALVE-EGR (D)VENTIL									(F)SOUPAPE (S)VALVULA-EGR				
	17091160	4	M	-	-	S	S				1				
	17091159	4	A	-	-	O	O				1				
	[08]	(E)SEAL-EGR RETURN FLOW (D)DICHTUNG									(F)JOINT (S)SELLO				
	92061674	4		-	-	S	S				1				
	[09]	(E)SCREW (D)SCHRAUBE									(F)VIS (S)TORNILLO				
	11052951	4		-	-	S	S	-KL9			2		M8x22Z3		
	11063221	4		-	-	-	A	&KL9			2		M8x25Z3		
	[10]	(E)NUT (D)MUTTER									(F)ECROU (S)TUERCA				
	11082413	4		-	-	S	S				8		M8		
BDY(BODY)		T/A(TRANSAXLE)							LEVEL(TRIM LEVEL)						
4 : 4 DOOR		M : MANUAL T/A A : AUTOMATIC T/A							I : GL II : GLX III : CD18 IV : CD20						



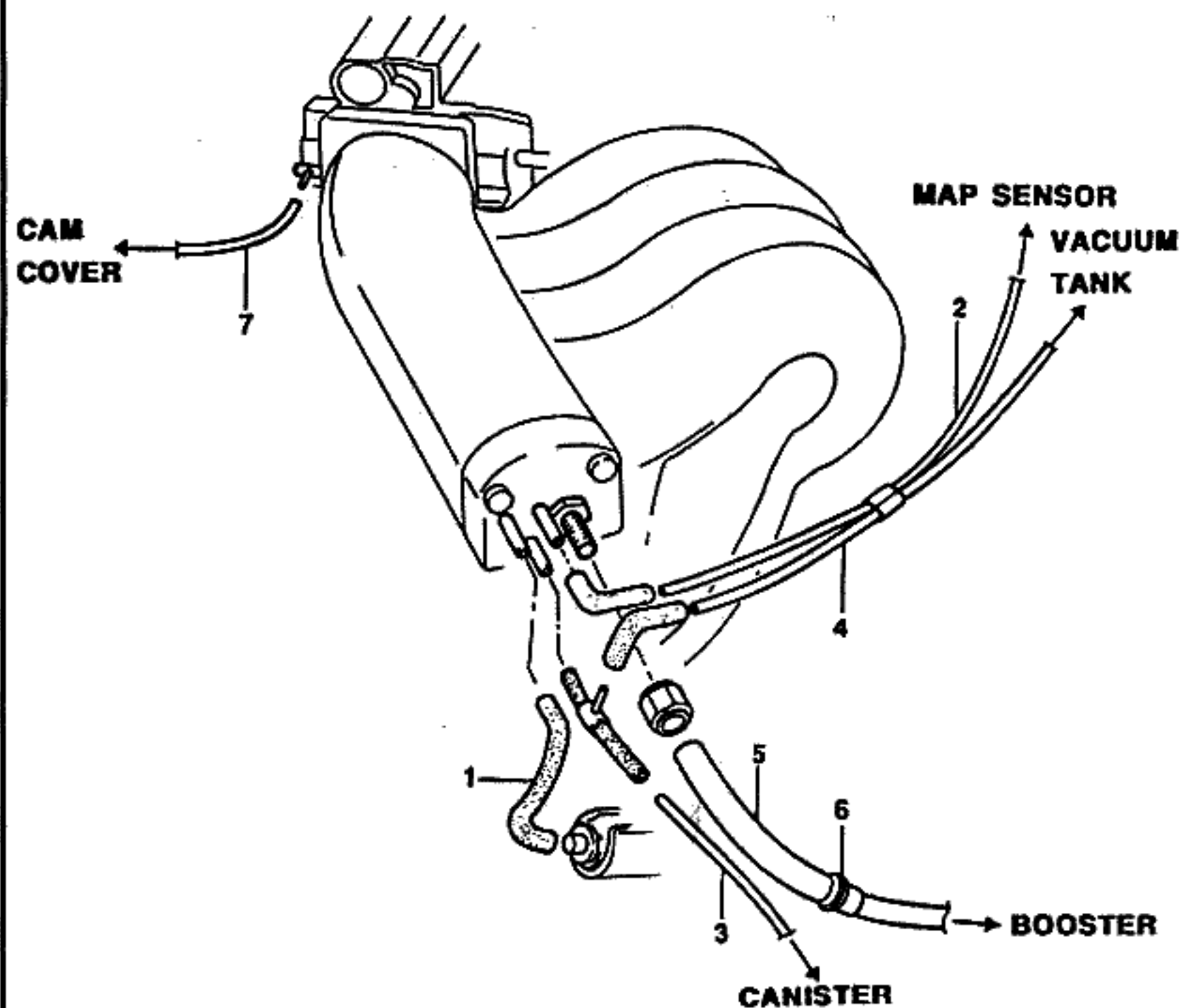
KEY NO.			PART NAME											
I T C	PART NO.	M O D E L				O P T I O N	L / R	Q T Y	E F F E C T I V E D A T E		R E M A R K S	P / C O D E		
		B D Y	T / A	L E V E L					F R O M	T O				
				I	II								III	IV
	[11] 11083711	(E)BOLT-STUD (D)STIFTSCHRAUBE 4		-	-	S	S		(F)BOULON-TETON (S)PERNO-ESPIGA 4					
BDY(BODY)		T/A(TRANSAXLE)						LEVEL(TRIM LEVEL)						
4 : 4 DOOR		M : MANUAL T/A A : AUTOMATIC T/A						I : GL II : GLX III : CD18 IV : CD20						



KEY NO.		PART NAME												
I T C	PART NO.	M O D E L				OPTION	L / R	Q T Y	EFFECTIVE DATE		REMARKS	P / C O D E		
		B D Y	T / A	LEVEL					FROM	TO				
				I	II								III	IV
	[01]	(E)MANIFOLD-EXHAUST (D)SAMMELLEITUNG,ABGAS						(F)COLLECTEUR-ECHAPPEMENT (S)COLECTOR-ESCAPE						
	96143798	4		S	S	-	-	1						
	[02]	(E)GASKET-EXHAUST MANIFOLD (D)DICHTUNG,SAMMELLEITUNG						(F)JOINT (S)JUNTA-COLECTOR DE ESCAPE						
	5094021001	4		S	S	-	-	1						
	[03]	(E)NUT (D)MUTTER						(F)ECROU (S)TUERCA						
	11082413	4		S	S	-	-	10			MB			
	[05]	(E)SCREW (D)SCHRAUBE						(F)VIS (S)TORNILLO						
	96183711	4		S	S	-	-	6			M6x10			
	[06]	(E)SHIELD-EXH MANIFOLD HEAT (D)HEIZSCHUTZTEIL						(F)BOUCLIER THERMIQUE (S)ESCUDO REFRACTARIO						
	96143041	4		S	S	-	-	1						
	[07]	(E)SENSOR-HEATED LAMBDA (D)SENSOR						(F)DETECTEUR (S)SENSOR						
	0258003285	4		A	A	-	-	&NM7 1						
	[08]	(E)SENSOR-EXHAUST OXYGEN (D)SENSOR,ABGAS BELÜFTUNG						(F)DETECTEUR (S)SENSOR-OXIGENO DEL ESCAPE						
	25106073	4		S	S	-	-	&NN6 1		951226				
	Y 25162753	4		S	S	-	-	&NN6 1	951227					
BDY(BODY)		T/A(TRANSAXLE)						LEVEL(TRIM LEVEL)						
4 : 4 DOOR		M : MANUAL T/A A : AUTOMATIC T/A						I : GL II : GLX III : CD18 IV : CD20						




KEY NO.		PART NAME												
I T C	PART NO.	M O D E L						O P T I O N	L / R	Q T Y	EFFECTIVE DATE		REMARKS	P / C O D E
		B D Y	T / A	L E V E L							F R O M	T O		
				I	II	III	IV							
	[01]	(E)MANIFOLD-EXHAUST (D)SAMMELLEITUNG,ABGAS							(F)COLLECTEUR-ECHAPPEMENT (S)COLECTOR-ESCAPE					
	92060946	4	-	-	S	S			1					
	[02]	(E)GASKET-EXHAUST MANIFOLD (D)DICHTUNG,SAMMELLEITUNG							(F)JOINT (S)JUNTA-COLECTOR DE ESCAPE					
	92060515	4	-	-	S	S			1					
	[03]	(E)SENSOR-EXHAUST OXYGEN (D)SENSOR,ABGAS BELÜFTUNG							(F)DETECTEUR (S)SENSOR-OXIGENO DEL ESCAPE					
	25106073	4	-	-	S	S	&NN6		1	951226				
Y	25162753	4	-	-	S	S	&NN6		1	951227				
	[04]	(E)BOLT-OXYGEN SENSOR PORT (D)SCHRAUBE							(F)BOULON (S)PERNO					
	96100183	4	-	-	A	A	&NM7		1					
	[05]	(E)NUT (D)MUTTER							(F)ECROU (S)TUERCA					
	11082413	4	-	-	S	S			7					
	[06]	(E)SHIELD-EXH MANIFOLD HEAT (D)HEIZSCHUTZTEIL							(F)BOUCLIER THERMIQUE (S)ESCUDO REFRACTARIO					
	96143578	4	-	-	S	S			1					
	[07]	(E)SCREW (D)SCHRAUBE							(F)VIS (S)TORNILLO					
	96183711	4	-	-	S	S			10		M6X10			
BDY(BODY)		T/A(TRANSAXLE)							LEVEL(TRIM LEVEL)					
4 : 4 DOOR		M : MANUAL T/A A : AUTOMATIC T/A							I : GL II : GLX III : CD18 IV : CD20					

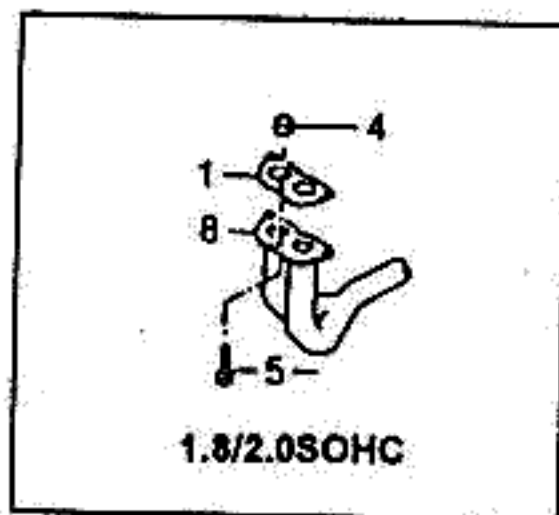


KEY NO.		PART NAME												
I T C	PART NO.	MODEL				OPTION	L / R	Q / T Y	EFFECTIVE DATE		REMARKS	P / C O D E		
		B D Y	T / A	LEVEL					FROM	TO				
				I	II								III	IV
	[01]	(E)HOSE-VACUUM (D)SCHLAUCH,VAKUUM						(F)TUYAU-DEPRESSION (S)MANGUERA-VACIO						
	96130789	4		S	S	- -			1					
	[02]	(E)PIPE-VACUUM (D)ROHR,VAKUUM						(F)TUYAU-DEPRESSION (S)TUBERIA-VACIO						
	96143211	4		S	S	- - &NN6			1					
	96143211	4		A	A	- - &VB4			1					
	[03]	(E)PIPE-VACUUM (D)ROHR,VAKUUM						(F)TUYAU-DEPRESSION (S)TUBERIA-VACIO						
	96130790	4		S	S	- -			1					
	[04]	(E)PIPE-VACUUM (D)ROHR,VAKUUM						(F)TUYAU-DEPRESSION (S)TUBERIA-VACIO						
	96124096-A	4		S	S	- -			1					
	[05]	(E)PIPE-VACUUM (D)ROHR,VAKUUM						(F)TUYAU-DEPRESSION (S)TUBERIA-VACIO						
	96145688	4	M	S	S	- -			1					
	96145687	4	A	A	A	- - &EEC/XRA			1					
	96163478	4	A	O	O	- - -EEC/XRA			1		8+8" TANDEM			
	[06]	(E)VALVE-CHECK (D)VENTIL,PRÜF						(F)SOUPAPE-SECURITE (S)VALVULA-PARADA						
	90193282	4		S	S	- -			1					
	[07]	(E)HOSE-BREATHHER (D)SCHLAUCH,BELÜFTUNG						(F)TUYAU-RENIFLARD (S)MANGUERA-RESPIRADOR						
	5094201013	4		S	S	- -			1					

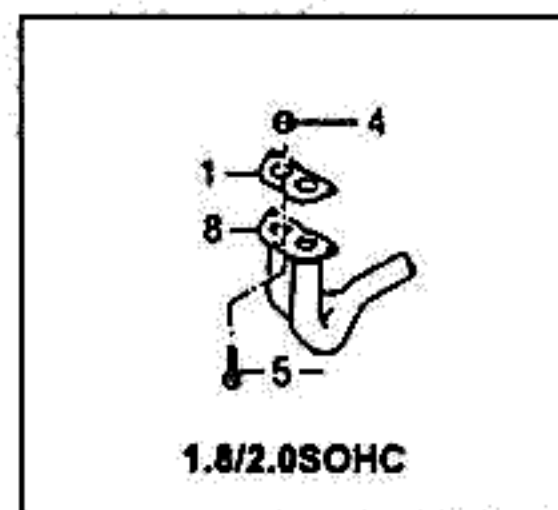
BDY(BODY)	T/A(TRANSAXLE)	LEVEL(TRIM LEVEL)
4 : 4 DOOR	M : MANUAL T/A A : AUTOMATIC T/A	I : GL II : GLX III : CD18 IV : CD20



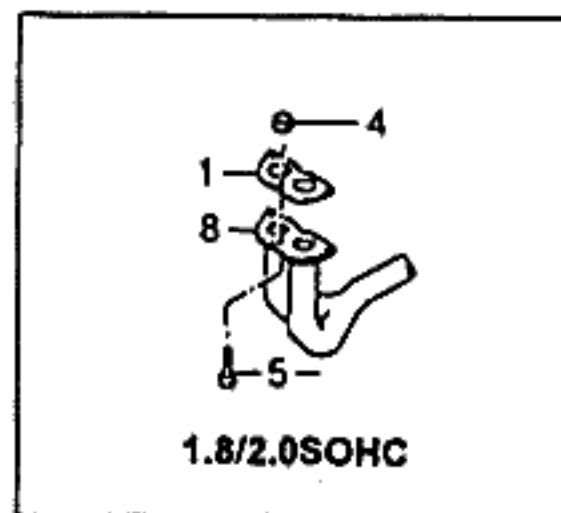
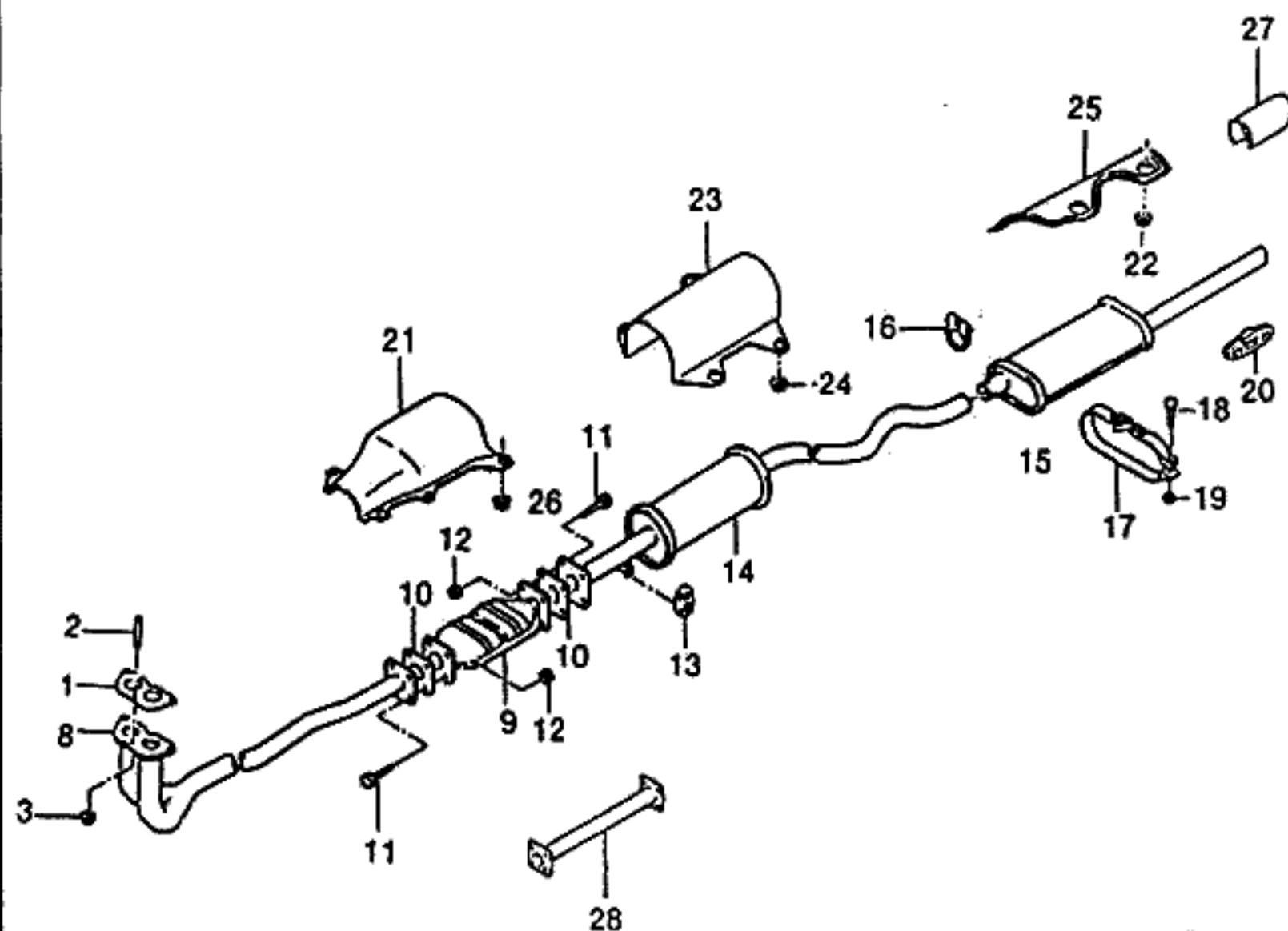
KEY NO.		PART NAME										
I T C	PART NO.	M O D E L				O P T I O N	L / R	Q T Y	EFFECTIVE DATE		R E M A R K S	P / C O D E
		B D Y	T / A	L E V E L					F R O M	T O		
				I	II							
	[01]	(E)PIPE-PURGE,REAR (D)ROHR,AUSSTOB,HINTEN						(F)TUYAU-PURGE,ARRIERE (S)TUBERIA-PURGAR,ATRAS				
	96144340-A	4	-	-	S S &CA1			2				
	[02]	(E)PIPE-VACUUM,REAR (D)ROHR,VAKUUM,HINTEN						(F)TUYAU-DEPRESSION,ARRIERE (S)TUBERIA-VACIO,TRASERO				
	96144341	4	-	-	S S &CA1			1				
	[03]	(E)HOSE-ENGINE VENTILATION (D)SCHLAUCH,MOTOR						(F)TUYAU-VENTILATION MOTEUR (S)MANGUERA-VENTILACION				
	96180848	4	-	-	S S			1				
	[04]	(E)HOSE-THROTTLE BODY,FEED (D)SCHLAUCH,DROSSEL KÖRPER						(F)TUYAU (S)MANGUERA				
	96144449	4	-	-	S S			1				
	[05]	(E)HOSE-THROTTLE BODY,RTN (D)SCHLAUCH,DROSSEL KÖRPER						(F)TUYAU (S)MANGUERA				
	96144548	4	-	-	S S			1				
	[06]	(E)HOSE-EGR VALVE & THROTTLE (D)SCHLAUCH						(F)TUYAU (S)MANGUERA				
	90144112	4	-	-	S S			1				
	[07]	(E)PIPE-VACUUM (D)ROHR,VAKUUM						(F)TUYAU-DEPRESSION (S)TUBERIA-VACIO				
	96116018	4	-	-	S S			1				
	[08]	(E)PIPE-VACUUM (D)ROHR,VAKUUM						(F)TUYAU-DEPRESSION (S)TUBERIA-VACIO				
	96143121	4	-	-	S S			1				
	[09]	(E)PIPE-VACUUM (D)ROHR,VAKUUM						(F)TUYAU-DEPRESSION (S)TUBERIA-VACIO				
	96160917	4	-	-	S S			1				
	96189089	4 A	-	-	A A -EEC/XAT/XRA			1			8+8" TANDEM	
	[10]	(E)VALVE-CHECK (D)VENTIL,PRÜF						(F)SOUPAPE-SECURITE (S)VALVULA-PARADA				
	90192382	4	-	-	S S			1				
BDY(BODY)		T/A(TRANSAXLE)						LEVEL(TRIM LEVEL)				
4 : 4 DOOR		M : MANUAL T/A A : AUTOMATIC T/A						I : GL II : GLX III : CD18 IV : CD20				



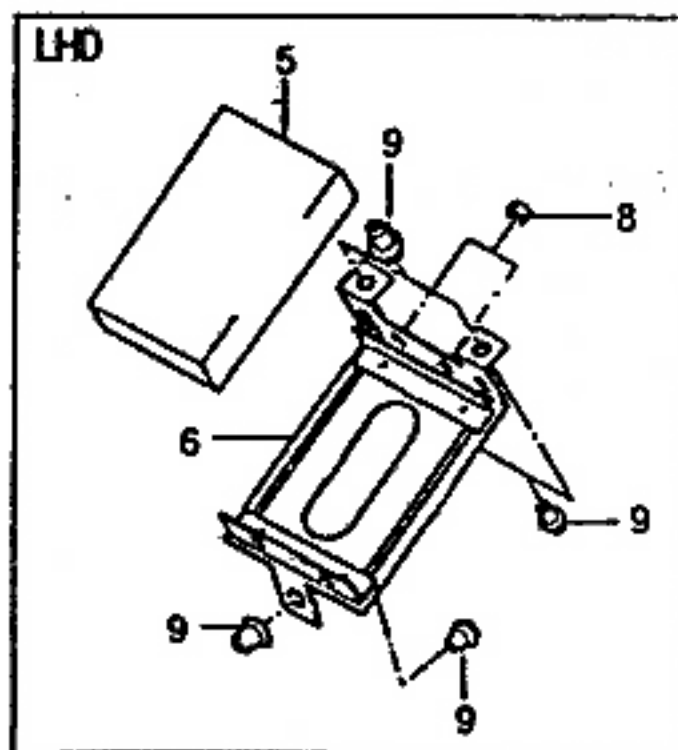
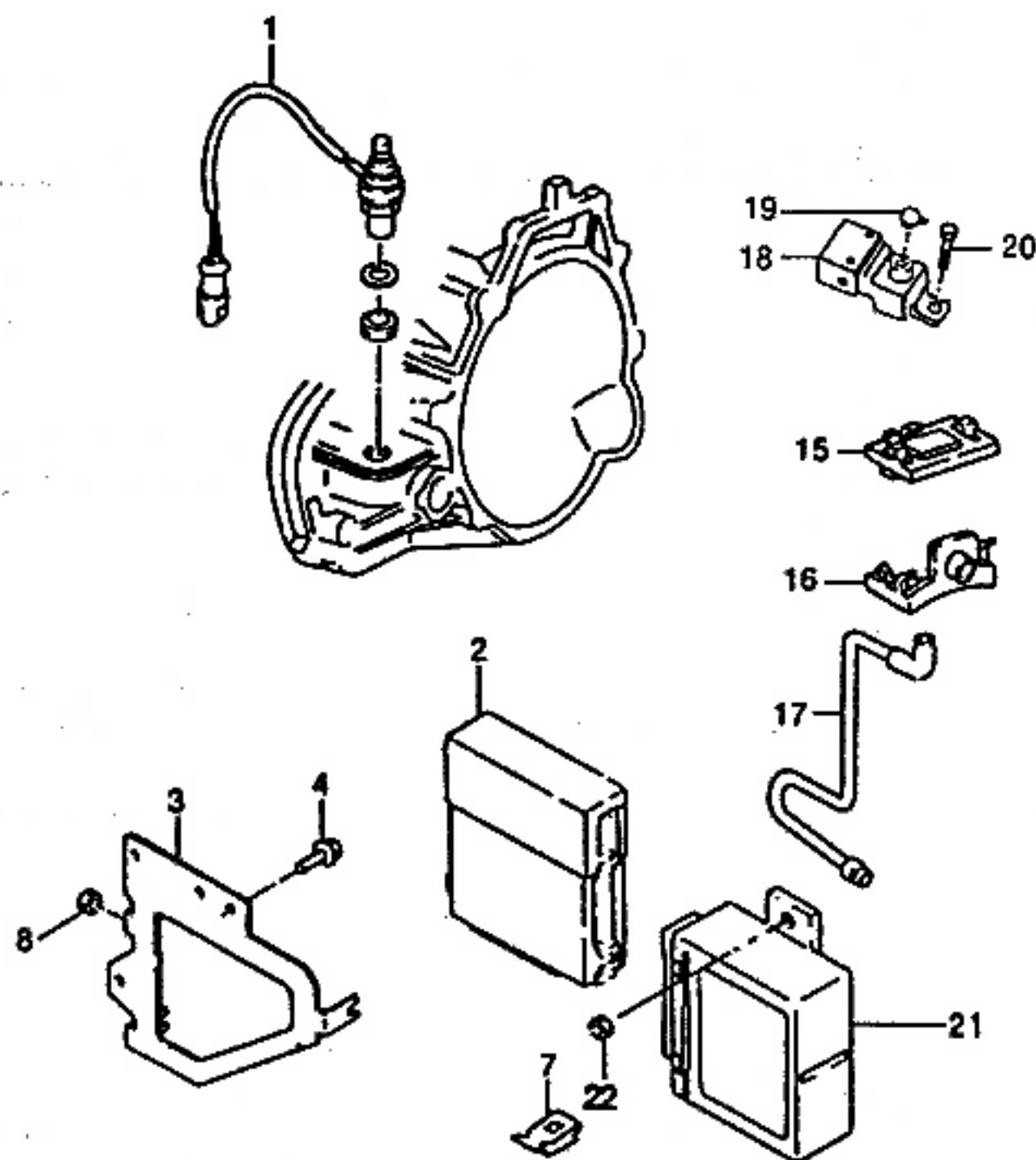
KEY NO.		PART NAME												
I T C	PART NO.	MODEL				OPTION	L / R	Q T Y	EFFECTIVE DATE		REMARKS	P / C O D E		
		B D Y	T / A	LEVEL					FROM	TO				
				I	II								III	IV
	[01]	(E)GASKET-EXHAUST DUAL PIPE (D)DICHTUNG,ABGAS DUAL-ROHR				(F)JOINT (S)JUNTA-TUBERIA DE ESCAPE								
	96130803	4		S	S	-	-	1						
	90128293	4		-	-	S	S	1						
	[02]	(E)STUD-EXHAUST PIPE (D)STEG,ABGAS ROHR				(F)TOURILLON (S)TRAVESAÑO-TUBO DE ESCAPE								
	5094021003	4		S	S	-	-	3						
	[03]	(E)NUT (D)MUTTER				(F)ECROU (S)TUERCA								
	11502812	4		S	S	-	-	3						
	[04]	(E)NUT (D)MUTTER				(F)ECROU (S)TUERCA								
	11082413	4		-	-	S	S	7			MB			
	[05]	(E)STUD-EXHAUST PIPE (D)STEG,ABGAS ROHR				(F)TOURILLON (S)TRAVESAÑO-TUBO DE ESCAPE								
	11077512	4		-	-	S	S	4			MB			
	[08]	(E)PIPE-EXHAUST DUAL,FRONT (D)ROHR,ABGAS DUAL,VORNE				(F)TUYAU (S)TUBERIA-DOBLE ESCAPE								
	96180007-A	4	M	A	A	-	-	&NM7	1			AQ		
	96121348-D	4	M	S	S	-	-	&NN6	1	951005		AX		
Y	96121348	4	M	S	S	-	-	&NN6	1	951006		AX		
	96180003-A	4	M	-	-	A	A	&NM7	1			FJ		
	96143833-A	4	M	-	-	S	S	&NN6	1			FI		
	96180020-A	4	A	A	A	-	-	&NM7	1			AU		
	96144270-A	4	A	O	O	-	-	&NN6	1	951005				
O	96144281	4	A	O	O	-	-	&NN6	1	951006		AZ		
	96180004-A	4	A	-	-	A	A	&NM7	1			FZ		
	96084771-A	4	A	-	-	O	O	&NN6	1	951005		FG		
	96084771	4	A	-	-	O	O	&NN6	1	951006		FG		
	[09]	(E)CONVERTER-CATALYTIC (D)KATALYSATOR				(F)CONVERTISSEUR-CATALYTIQUE (S)CONVERTIDOR-CATALITICO								
	25127798-A	4		S	S	S	S	1						
BDY(BODY)		T/A(TRANSAXLE)						LEVEL(TRIM LEVEL)						
4 : 4 DOOR		M : MANUAL T/A A : AUTOMATIC T/A						I : GL II : GLX III : CD18 IV : CD20						



KEY NO.		PART NAME												
I T C	PART NO.	M O D E L				O P T I O N	L / R	Q T Y	EFFECTIVE DATE		R E M A R K S	P / C O D E		
		B D Y	T / A	L E V E L					F R O M	T O				
				I	II								III	IV
	[10] 96099787	(E)GASKET-CONVERTER (D)DICHTUNG 4		S	S	S	S	-XWE	(F)JOINT-CONVERTISSEUR (S)JUNTA-CONVERTIDOR 2					
	[11] 11043323	(E)BOLT (D)SCHRAUBE 4		S	S	S	S		(F)BOULON (S)PERNO 8		M8x1.25			
	[12] 11061939	(E)NUT (D)MUTTER 4		S	S	S	S		(F)ECROU (S)TUERCA 8		M8			
	[13] 90352773	(E)RING-INSULATION (D)RING,ISOLIERUNG 4		S	S	S	S		(F)ANNEAU-ISOLATION (S)ANILLO-AISLAMIENTO 2					
	[14] 96143836	(E)MUFFLER-EXHAUST,FRONT (D)AUSPUFFTOPF,VORNE 4		S	S	S	S		(F)POT D'ECHAPPEMENT (S)SILENCIADOR-ESCAPE,DELAN 1					
	[15] 96144714	(E)MUFFLER-EXHAUST,REAR (D)AUSPUFFTOPF 4		S	S	S	S		(F)POT D'ECHAPPEMENT (S)SILENCIADOR-ESCAPE 1					
	[16] 96081950	(E)CLAMP (D)KLAMMER 4		S	S	S	S		(F)PINCE (S)ABRAZADERA 1					
	[17] 96081952	(E)CLAMP (D)KLAMMER 4		S	S	S	S		(F)PINCE (S)ABRAZADERA 1					
	[18] 11082531	(E)BOLT (D)SCHRAUBE 4		S	S	S	S		(F)BOULON (S)PERNO 1		M6x30			
	[19] 11086942	(E)NUT (D)MUTTER 4		S	S	S	S		(F)ECROU (S)TUERCA 1		M6			
	[20] 90128194	(E)BUMPER-SUSPENSION,EXHAUS (D)STORSCHLEIBE 4		S	S	S	S		(F)PARE-CHOC (S)TOPE-SUSPENSION DE ESCAPE 1					
BDY(BODY)		T/A(TRANSAXLE)							LEVEL(TRIM LEVEL)					
4 : 4 DOOR		M : MANUAL T/A A : AUTOMATIC T/A							I : GL II : GLX III : CD18 IV : CD20					

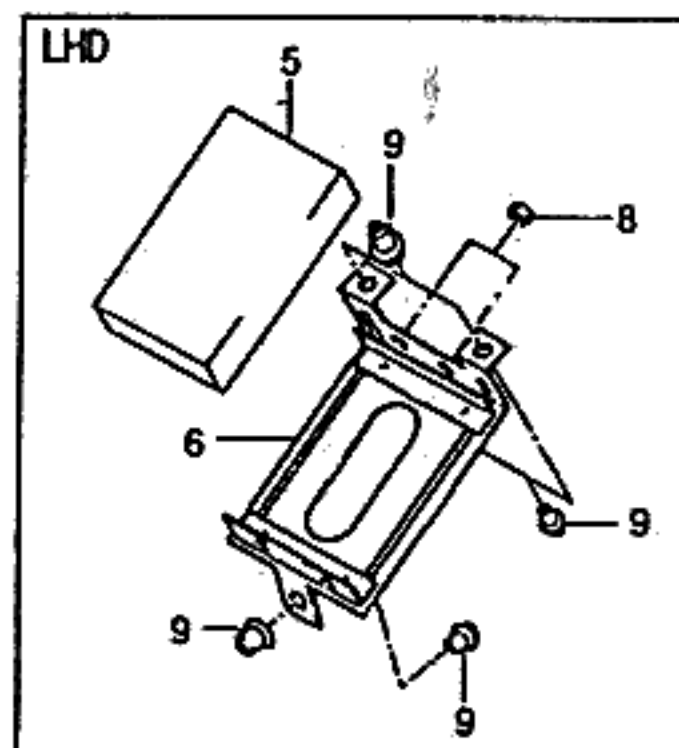
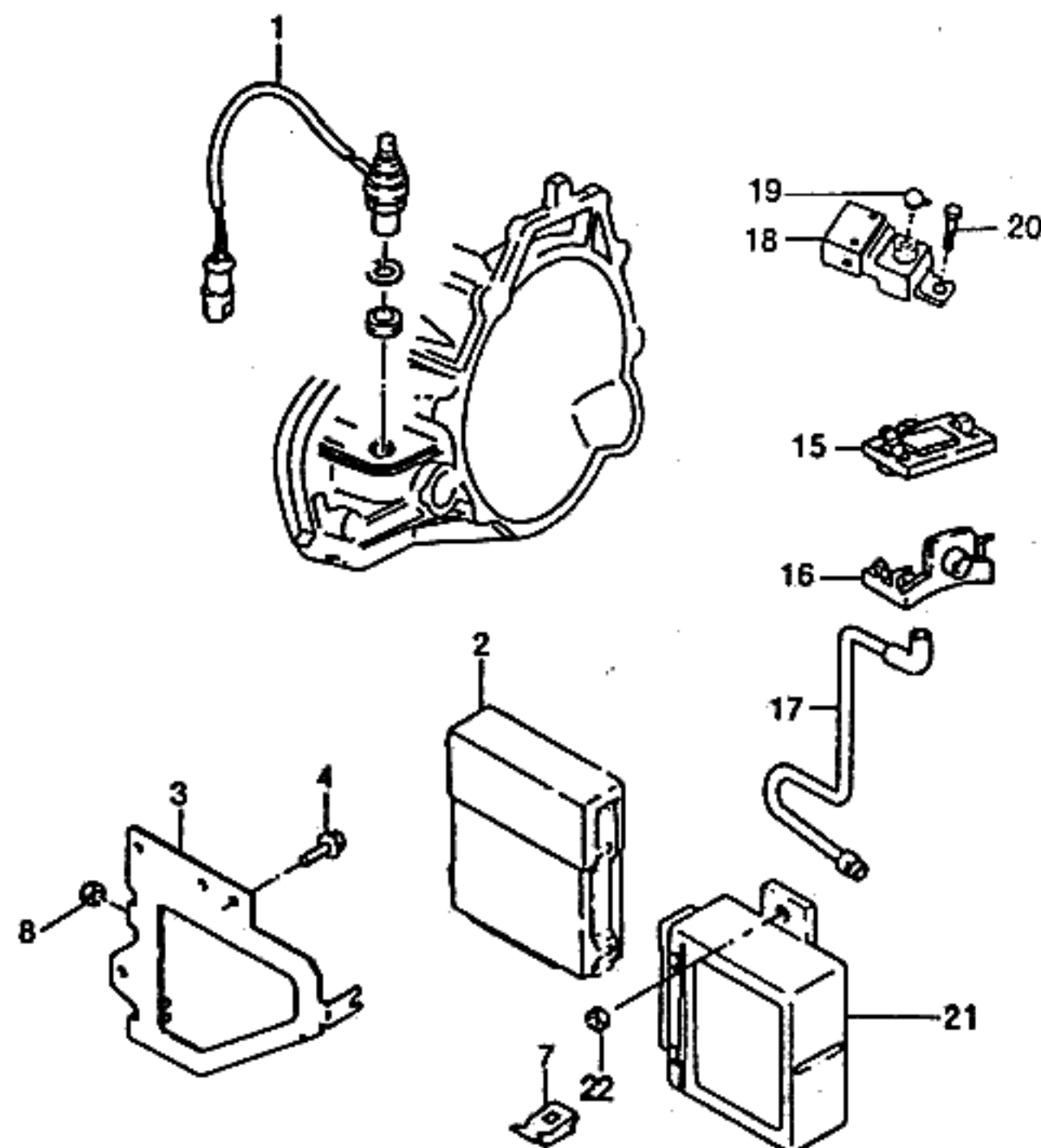


KEY NO.		PART NAME												
I T C	PART NO.	M O D E L				O P T I O N	L / R	Q T Y	E F F E C T I V E D A T E		R E M A R K S	P / C O D E		
		B D Y	T / A	L E V E L					F R O M	T O				
				I	II								III	IV
	[21]	(E)SHIELD-MUFFLER PROTECTIVE				(F)BOUCLIER-PROTECTION								
	96079828	4		S S S S	&NN6		1			FRONT				
	[22]	(E)NUT-LOCKING				(F)ECROU-DE BLOCAGE								
	90234887	4		S S S S	&NN6		6							
	[23]	(E)SHIELD-MUFFLER PROTECTIVE				(F)BOUCLIER-PROTECTION								
	96143428	4		S S S S			1			CENTER				
	[24]	(E)NUT-LOCKING				(F)ECROU-DE BLOCAGE								
	90234887	4		S S S S			4							
	[25]	(E)SHIELD-MUFFLER PROTECTIVE				(F)BOUCLIER-PROTECTION								
	96081955	4		S S S S			1			REAR				
	[26]	(E)NUT-LOCKING				(F)ECROU-DE BLOCAGE								
	90234887	4		S S S S			4							
	[28]	(E)PIPE A-CONNECTING EXH FRT				(F)TUYAU								
	96143772	4		A A A A	&NM7		1							
BDY(BODY)		T/A(TRANSAXLE)						LEVEL(TRIM LEVEL)						
4 : 4 DOOR		M : MANUAL T/A A : AUTOMATIC T/A						I : GL II : GLX III : CD18 IV : CD20						

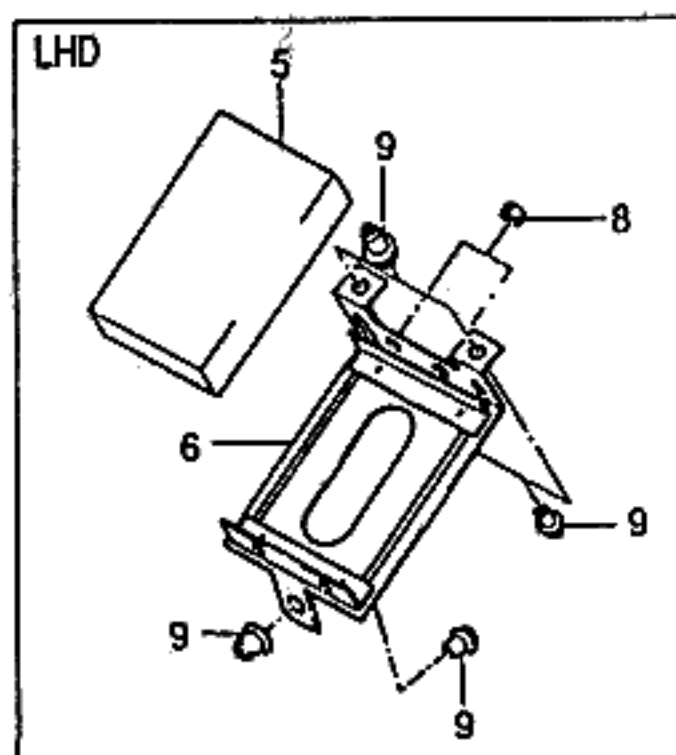
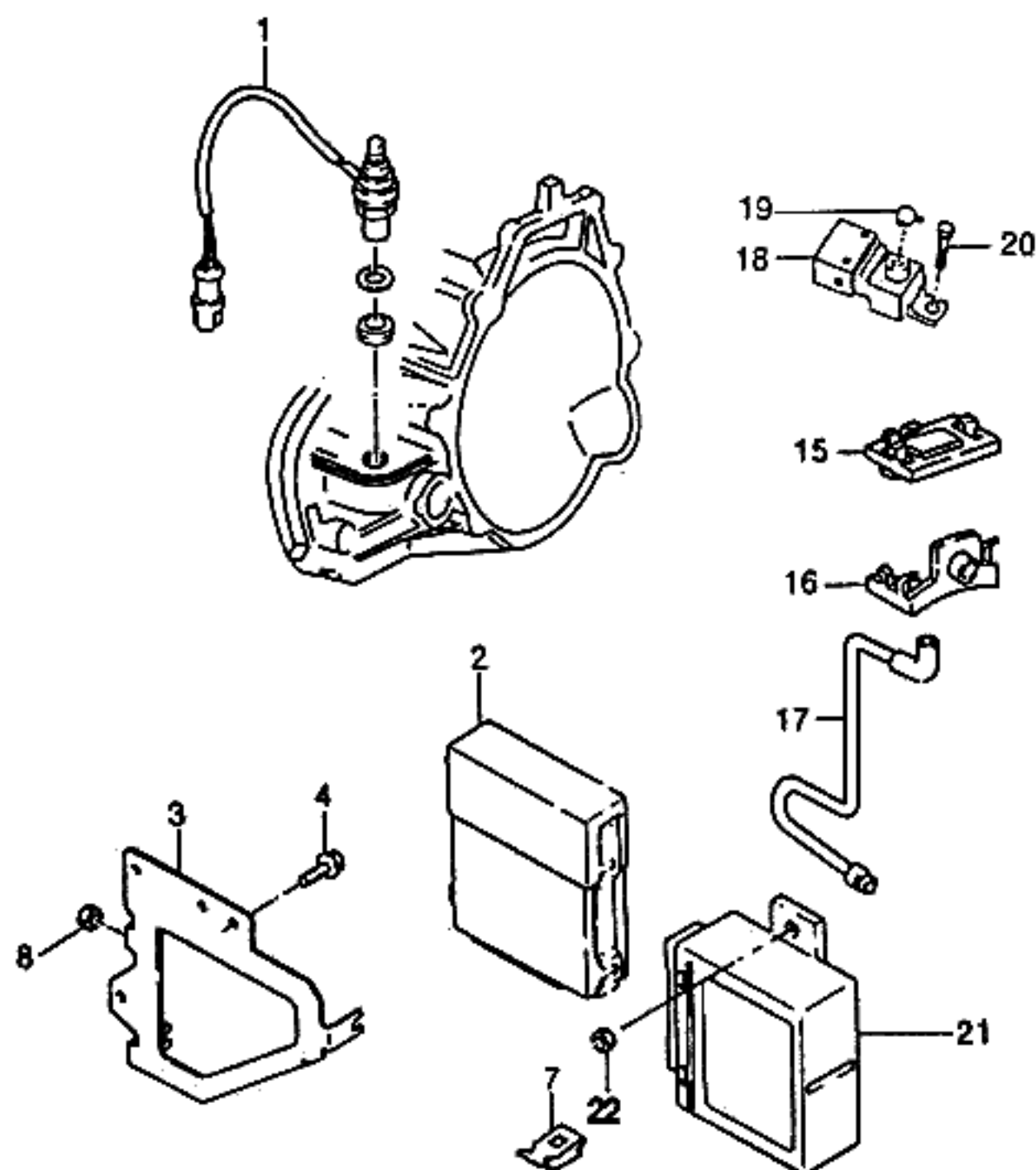


KEY NO.		PART NAME												
I T C	PART NO.	M O D E L						O P T I O N	L / R	Q T Y	EFFECTIVE DATE		R E M A R K S	P / C O D E
		B D Y	T / A	L E V E L							F R O M	T O		
				I	II	III	IV							
	[01]	(E)SENSOR-DISTANCE (D)SENSOR,ENTFERNUNG							(F)DETECTEUR-DISTANCE (S)SENSOR-DISTANCIA					
	96179944	4		S	S	S	S	&U16		1				
	[02]	(E)CONTROL UNIT (D)STEUERUNGS-EINHEIT							(F)UNITE DE CONTROLE (S)UNIDAD DE CONTROL					
	16219839	4	M	A	A	-	-	&EF6		1			LEADED	GR
	16216619	4	M	-	-	S	-	&EF6-EC1/UM1		1	951003			QJ
Y	16216619	4	M	-	-	S	-	&EF6-EC1/UM1		1	951004		UNLEADED	QJ
N	16229369	4	M	-	-	A	-	&EF6-EC1/UM1		1	951004		LEADED	JT
	16209839	4	M	-	-	-	A	&EF6-EC1		1			LEADED	XG
	16216699	4	M	S	S	-	-	&EF6-UM1		1			UNLEADED	NC
	16216539	4	M	-	A	-	-	&EF6&UM1		1			UNLEADED	JF
	16220109	4	M	-	-	A	-	&EC1-UM1		1	951003			HR
Y	16220109	4	M	-	-	A	-	&EC1-UM1		1	951004		UNLEADED	HR
N	16229979	4	M	-	-	A	-	&EC1-UM1		1	951004		LEADED	JW
	16216609	4	M	-	-	A	-	&EF6&UM1-EC1		1			UNLEADED	QG
	16216659	4	M	-	-	-	S	&EF6-KL9/UM1		1			UNLEADED	QL
	16216649	4	M	-	-	-	A	&EF6&UM1-KL9		1			UNLEADED	QC
	16209819	4	M	-	-	-	A	&EC1&EF6		1			LEADED	XD
	16200019	4	M	-	-	-	A	&EC2&EFS-EC1/XCA		1			UNLEADED	DF
	16199749	4	M	-	-	-	A	&EFS&KL9		1				EE
	16216599	4	A	O	O	-	-	&EF6-EC1/EC2/UM1/V		1			UNLEADED	ND
	16219339	4	A	A	A	-	-	&EF6&NM7		1			LEADED	NM
	16216639	4	A	-	-	O	-	&EF6-EC1/UM1		1	951003			QK
Y	16216639	4	A	-	-	O	-	&EF6-EC1/UM1		1	951004		UNLEADED	QK
N	16229379	4	A	-	-	A	-	&EF6-EC1/UM1		1	951004		LEADED	JU
	16209849	4	A	-	-	-	A	&EF6&NM7-EC1		1			LEADED	XH
	16216589	4	A	-	A	-	-	&EF6&UM1		1			UNLEADED	JG
	16220099	4	A	-	-	A	-	&EC1&EF6-UM1		1	951003			HS
Y	16220099	4	A	-	-	A	-	&EC1&EF6-UM1		1	951004		UNLEADED	HS
N	16229969	4	A	-	-	A	-	&EC1&EF6-UM1		1	951004		LEADED	JV
	16216629	4	A	-	-	A	-	&EF6&UM1-EC1		1			UNLEADED	QF

BDY(BODY)	T/A(TRANSAXLE)	LEVEL(TRIM LEVEL)
4 : 4 DOOR	M : MANUAL T/A A : AUTOMATIC T/A	I : GL II : GLX III : CD18 IV : CD20



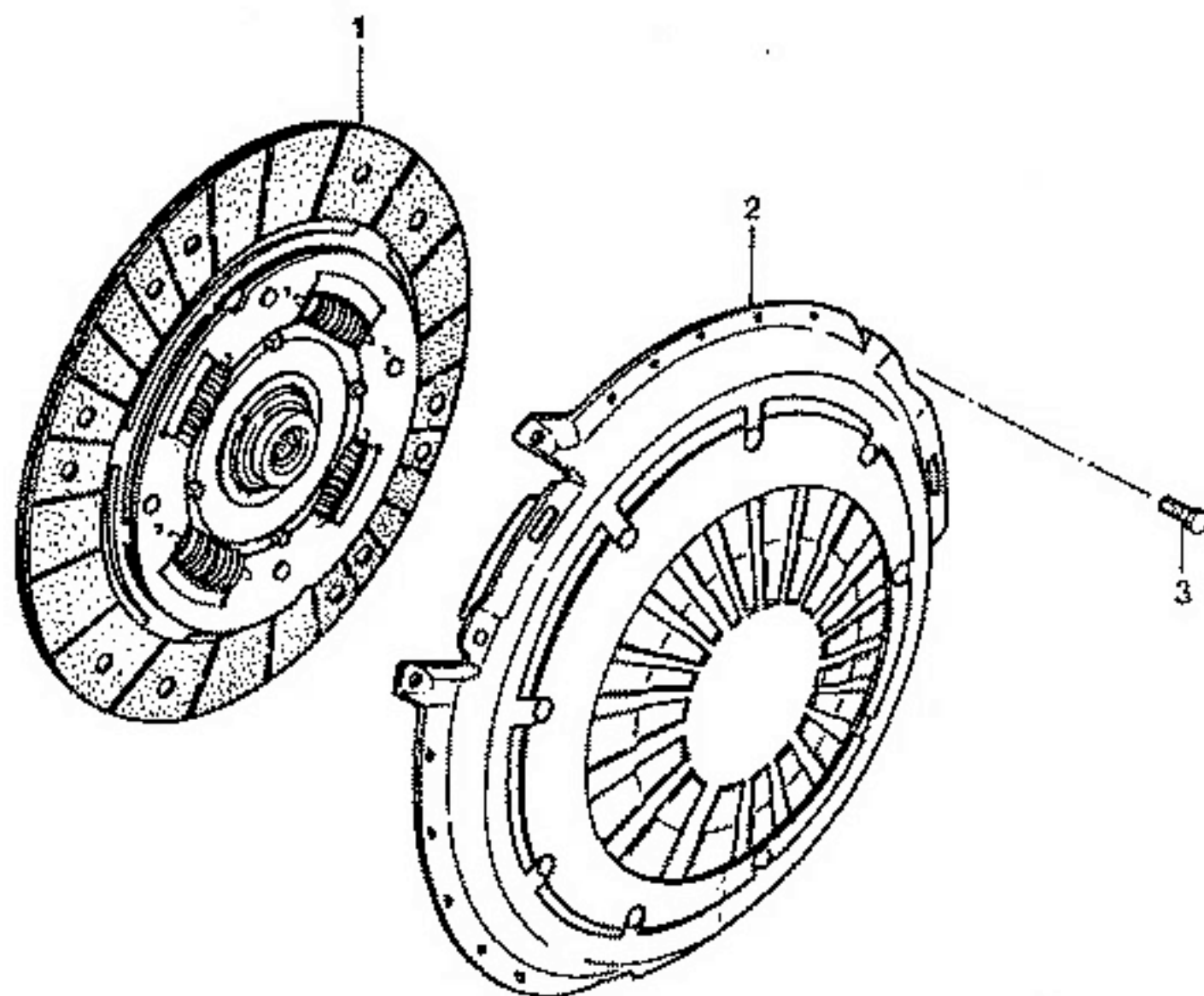
KEY NO.		PART NAME												
I T C	PART NO.	MODEL						OPTION	L / R	Q T Y	EFFECTIVE DATE		REMARKS	P / CODE
		B D Y	T / A	LEVEL							FROM	TO		
				I	II	III	IV							
	16216729	4	A	-	-	-	A	&EF6-KL9/UM1		1			UNLEADED	QN
	16216669	4	A	-	-	-	A	&EF6&UM1-KL9		1			UNLEADED	QB
	16209829	4	A	-	-	-	A	&EC1&EF6&NM7		1			LEADED	XE
	16200029	4	A	-	-	-	A	&EC2&EFS-EC1/XCA		1			UNLEADED	DG
	16199729	4	A	-	-	-	A	&EF6&KL9		1				DE
	[03]	(E)BRACKET-CONTROL UNIT (D)TRÄGER,STEUERUNGSEINHEIT							(F)SUPPORT-UNITE DE CONTROLE (S)SOPORTE-UNIDA DE CONTROL					
	96138526	4		S	S	S	S			1				
	[04]	(E)SCREW (D)SCHRAUBE							(F)VIS (S)TORNILLO					
	90159147	4		S	S	S	S			3				
	[05]	(E)CONTROL UNIT-ABS (D)STEUERUNGS-EINHEIT,ABS							(F)UNITE DE CONTROLE ABS (S)UNIDAD DE CONTROL-ABS					
	16207489	4		-	O	O	O	&JL9		1				
	[06]	(E)BRACKET-ABS CONTROL UNIT (D)TRÄGER,STEUERUNGSEINHEIT							(F)SUPPORT-UNITE DE CONTROLE (S)SOPORTE-UNIDA DE CONTROL					
	96160620	4		-	O	O	O	&JL9		1				
	[07]	(E)CLAMP (D)KLAMMER							(F)PINCE (S)ABRAZADERA					
	14062581	4		-	O	O	O	&JL9		4				
	[08]	(E)NUT (D)MUTTER							(F)ECROU (S)TUERCA					
	11076991	4		-	O	O	O	&JL9		4			M5x15	
	[09]	(E)SPACER (D)DISTANZSTÜCK							(F)ENTRETOISE (S)ESPACIADOR					
	90307082	4		-	O	O	O	&JL9		3				
	[10]	(E)NUT-SPECIAL (D)MUTTER,SPEZIAL							(F)ECROU-SPECIAL (S)TUERCA-ESPECIAL					
	90307083	4	A	O	O	O	O			2				
	90307083	4		-	O	O	O	&JL9		3				
	[15]	(E)SENSOR-VACUUM (D)SENSOR,VAKUUM							(F)DETECTEUR-DEPRESSION (S)SENSOR-VACIO					
	16137039	4		S	S	S	S			1				
BDY(BODY)		T/A(TRANSAXLE)							LEVEL(TRIM LEVEL)					
4 : 4 DOOR		M : MANUAL T/A A : AUTOMATIC T/A							I : GL II : GLX III : CD18 IV : CD20					



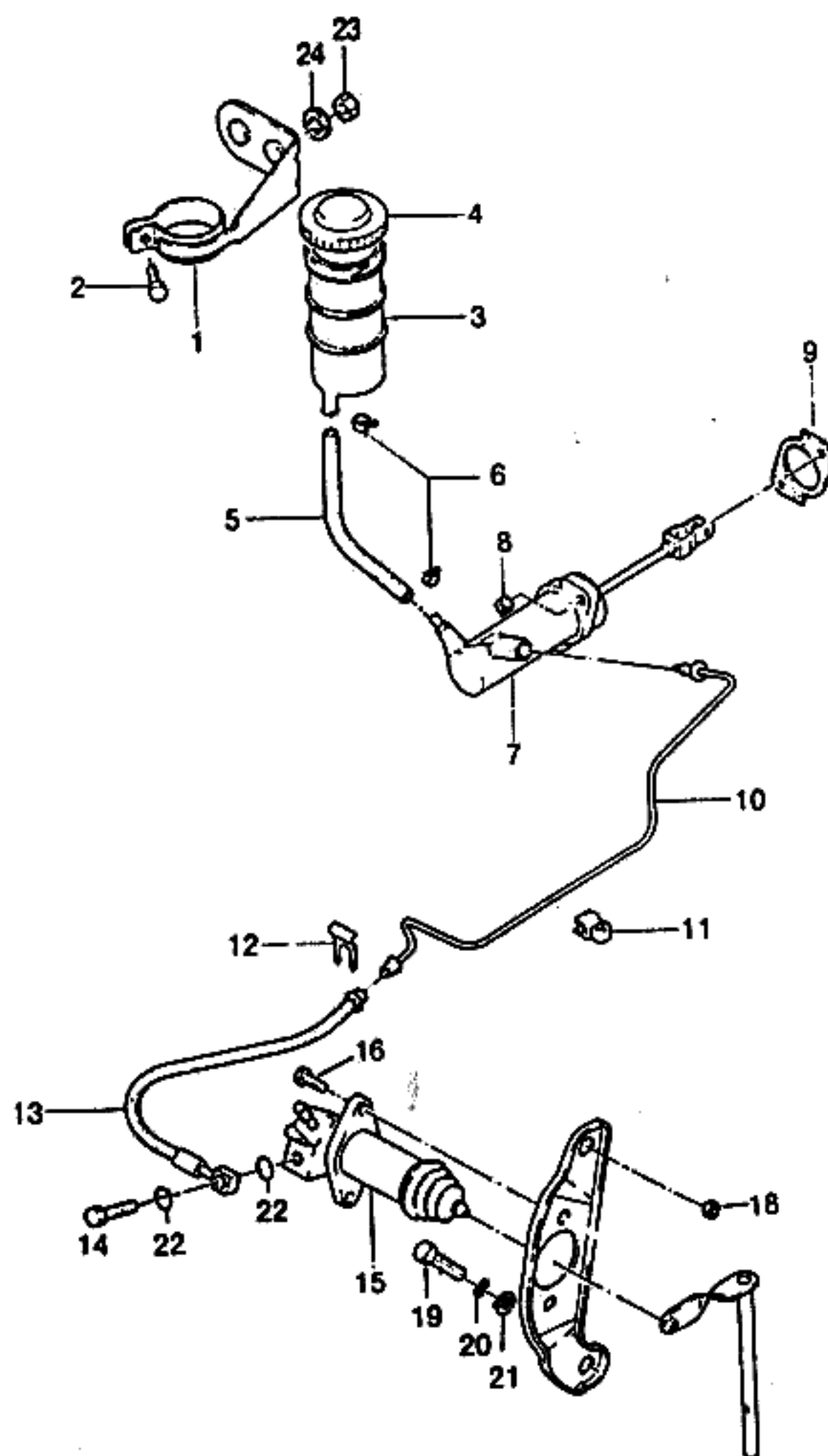
KEY NO.		PART NAME												
I T C	PART NO.	MODEL				OPTION	L / R	Q T Y	EFFECTIVE DATE		REMARKS	P / C O D E		
		B D Y	T / A	LEVEL					FROM	TO				
				I	II								III	IV
	[16] 90225716	(E)BRACKET-VACUUM SENSOR (D)TRÄGER, VAKUUM	4		S	S	S	S	(F)SUPPORT-DEPRESSION (S)SOPORTE-VACIO	1				
	[17] 96130790 96143121	(E)PIPE-VACUUM (D)ROHR, VAKUUM	4		S	S	-	-	(F)TUYAU-DEPRESSION (S)TUBERIA-VACIO	1 1				
	[18] 90306761	(E)CO POTENTIOMETER (D)POTENTIOMETER	4		-	-	A	A	&NM7	1	LEADED			
	[19] 90243777	(E)ANTI-TAMPER CAP (D)ANTI-TEMPERATUR DECKEL	4		-	-	A	A	&NM7	1	LEADED			
	[20] 11072641	(E)SCREW (D)SCHRAUBE	4		-	-	A	A	&NM7	1	LEADED			
	[21] 96192336	(E)CONTROL UNIT-IMMOBILIZER (D)STEUERUNGS-EINHEIT	4		A	A	A	A	&UM1	1				
	[22] 11076991	(E)NUT-CONICAL (D)MUTTER	4		A	A	A	A	&UM1	2				
BDY(BODY)		T/A(TRANSAXLE)							LEVEL(TRIM LEVEL)					
4 : 4 DOOR		M : MANUAL T/A A : AUTOMATIC T/A							I : GL II : GLX III : CD18 IV : CD20					

3**CLUTCH & TRANSAXLE**

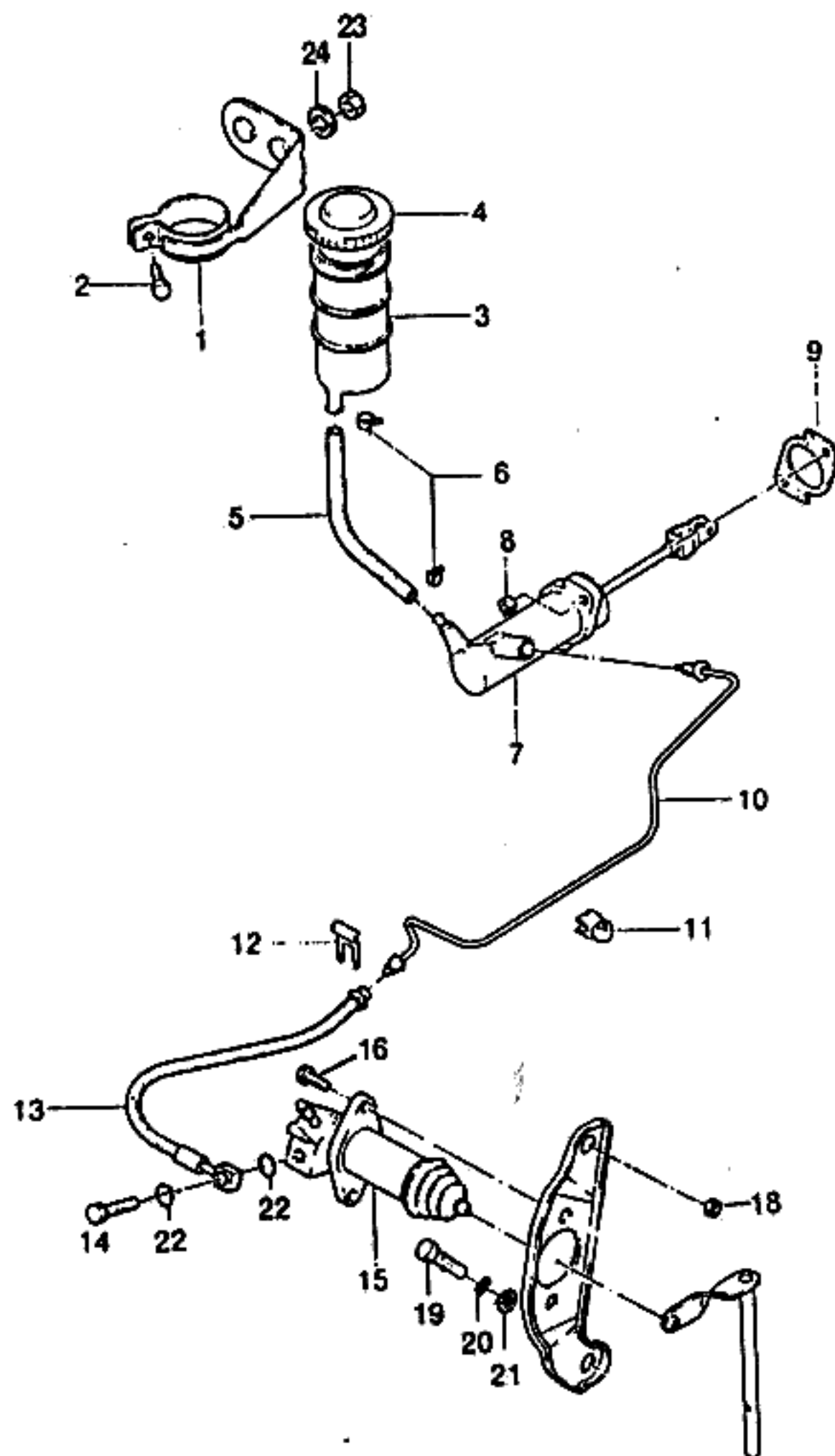
- | | |
|--------------------------------------|---------------------------------|
| 3110 CLUTCH COVER & DISC | 3532 1ST & REVERSE BRAKE |
| 3120 CLUTCH SYSTEM(HYDRAULIC) | 3533 GEAR & SHAFT |
| 3121 CLUTCH SYSTEM(CABLE) | 3540 UNDER DRIVE CLUTCH |
| 3130 CLUTCH PEDAL MOUNT | 3541 UNDER DRIVE BRAKE |
| 3210 TRANSAXLE UNIT | 3542 UNDER DRIVE GEAR & SHAFT |
| 3220 TRANSAXLE RELATED PARTS | 3550 DIFFERENTIAL |
| 3230 TRANSAXLE GEAR | 3560 VALVE BODY ASSEMBLY |
| 3240 REVERSE & COUNTER GEAR | 3910 GEAR SHIFT CONTROL(MANUAL) |
| 3250 BEARING PLATE | 3922 SHIFT CONTROL(4SPEED AUTO) |
| 3260 GEARSHIFT COVER | |
| 3270 DIFFERENTIAL GEAR | |
| 3510 AUTO TRANSAXLE | |
| 3520 TORQUE CONVERTER & SPEED SENSOR | |
| 3521 TRANSAXLE HOUSING | |
| 3522 OIL PUMP | |
| 3523 TRANSAXLE CASE & SIDE COVER | |
| 3524 REAR COVER | |
| 3525 MAIN VALVE LEVER & PARKING | |
| 3530 FORWARD & DIRECT CLUTCH | |
| 3531 2ND COAST & 2ND BRAKE | |



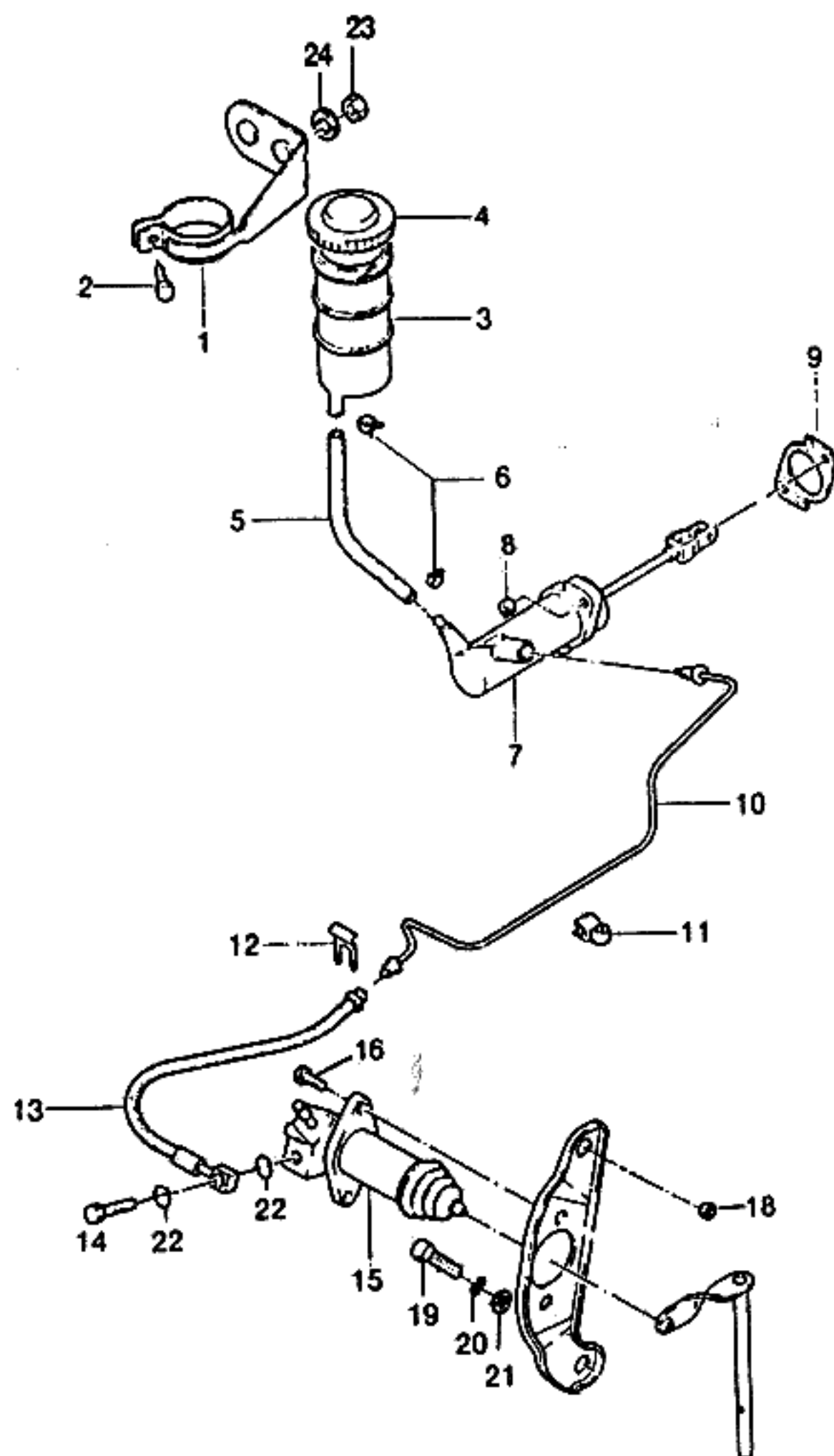
KEY NO.		PART NAME												
I T C	PART NO.	M O D E L				OPTION	L / R	Q T Y	EFFECTIVE DATE		REMARKS	P / C O D E		
		B D Y	T / A	LEVEL					FROM	TO				
				I	II								III	IV
	[01]	(E)DISC-CLUTCH (D)SCHEIBE,KUPPLUNG							(F)DISQUE-EMBAYAGE (S)DISCO-EMBRAGUE					
	96181201	4	M	S	S	-	-		1	950511				
Y	96184036	4	M	S	S	-	-		1	950512				
	90236671	4	M	-	-	S	-		1	950101				
Y	96138855	4	M	-	-	S	S		1	950101				
	[02]	(E)COVER-CLUTCH (D)DECKEL,KUPPLUNG							(F)CARTER-EMBAYAGE (S)CUBIERTA-EMBRAGUE					
	96181199	4	M	S	S	-	-		1					
	90251377	4	M	-	-	S	-		1	950101				
Y	96138856	4	M	-	-	S	S		1	950101				
	[03]	(E)SCREW-CLUTCH & FLYWHEEL (D)SCHRAUBE							(F)VIS (S)TORNILLO					
	90065294	4	M	S	S	S	S		6					
BDY(BODY)		T/A(TRANSAXLE)							LEVEL(TRIM LEVEL)					
4 : 4 DOOR		M : MANUAL T/A A : AUTOMATIC T/A							I : GL II : GLX III : CD18 IV : CD20					



KEY NO.		PART NAME												
I T C	PART NO.	MODEL						OPTION	L / R	Q T Y	EFFECTIVE DATE		REMARKS	P / C O D E
		B D Y	T / A	LEVEL							FROM	TO		
				I	II	III	IV							
	[01]	(E)BRACKET-RESERVOIR (D)TRÄGER,BEHÄLTER							(F)SUPPORT-RESERVOIR (S)SOPORTE-EMBALSE					
	96159017	4 M S S S S &CLH							1					
	[02]	(E)SCREW (D)SCHRAUBE							(F)VIS (S)TORNILLO					
	11072503	4 M S S S S &CLH							1			M6x10Z2		
	[03]	(E)RESERVOIR-HYD CLUTCH (D)BEHÄLTER							(F)RESERVOIR-EMBRAYAGE HYD (S)RESERVA					
	96157626	4 M S S S S &CLH							1					
	[04]	(E)CAP-RESERVOIR (D)DECKEL,BEHÄLTER							(F)CHAPEAU-RESERVOIR (S)TAPA-RESERVA					
	96159108	4 M S S S S &CLH							1					
	[05]	(E)HOSE-RESERVOIR (D)SCHLAUCH,BEHÄLTER							(F)TUYAU-RESERVOIR (S)MANGUERA-RESERVA					
	96157629	4 M S S S S &CLH							1					
	[06]	(E)CLAMP-SPRING (D)KLAMMER,FEDERUNG							(F)PINCE-RESSORT (S)ABRAZADERA-RESORTE					
	96133859	4 M S S S S &CLH							2			15		
	[07]	(E)MASTER CYLINDER (D)ZYLINDER,HAUPT							(F)CYLINDRE-MAITRE (S)CILINDRO-MAESTRO					
	96167964	4 M S S S S &CLH							1					
	[08]	(E)NUT (D)MÜTTER							(F)ECROU (S)TUERCA					
	11061934	4 M S S S S &CLH							2			M8x1.25		
	[09]	(E)GASKET (D)DICHTUNG							(F)JOINT (S)JUNTA					
	96157613	4 M S S S S &CLH							1					
	[10]	(E)PIPE-HYDRAULIC CLUTCH (D)ROHR,HYDRAULIK KUPPLUNG							(F)TUYAU (S)TUBERIA					
	96160796-B	4 M S S S S &CLH							1					
	[11]	(E)CLIP (D)KLEMME							(F)ATTACHE (S)GRAPA					
	96180752	4 M S S S S &CLH							1					
BDY(BODY)		T/A(TRANSAXLE)							LEVEL(TRIM LEVEL)					
4 : 4 DOOR		M : MANUAL T/A A : AUTOMATIC T/A							I : GL II : GLX III : CD18 IV : CD20					

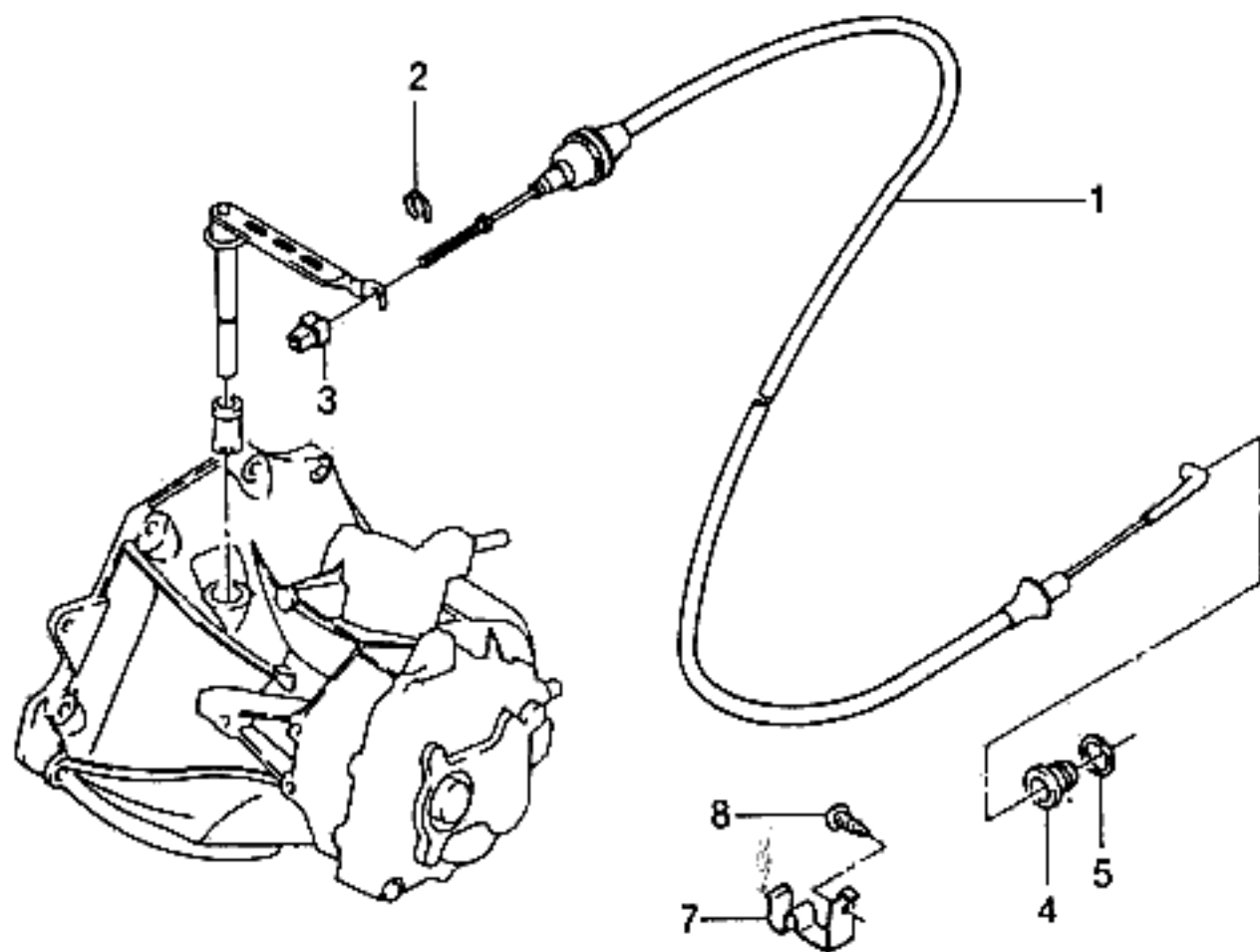


KEY NO.		PART NAME												
I T C	PART NO.	M O D E L				OPTION	L / R	Q T Y	EFFECTIVE DATE		REMARKS	P / C O D E		
		B D Y	T / A	LEVEL					FROM	TO				
				I	II								III	IV
	[12] 96144733	(E)CLIP (D)KLEMME 4 M S S S S &CLH						(F)ATTACHE (S)GRAPA 1						
	[13] 96157623 Y 96183757	(E)HOSE-HYDRAULIC CLUTCH (D)SCHLAUCH 4 M S S S S &CLH 4 M S S S S &CLH						(F)TUYAU (S)MANGUERA 1 950207 1 950208						
	[14] 96162279	(E)SCREW-HOSE & CYLINDER (D)SCHRAUBE 4 M S S S S &CLH						(F)VIS-TUYAU&CYLINDRE (S)TORNILLO 1						
	[15] 96159109 O 96184047	(E)CYLINDER-RELEASE (D)ZYLINDER,LÖSUNG 4 M S S S S &CLH 4 M S S S S &CLH						(F)CYLINDRE-RELACHE (S)CILINDRO-LIBERAR 1 951023 1 951024						
	[16] 11092201	(E)SCREW (D)SCHRAUBE 4 M S S S S &CLH						(F)VIS (S)TORNILLO 2						
	[17] 96157619	(E)BRACKET-RELEASE CYLINDER (D)TRÄGER 4 M S S S S &CLH						(F)SUPPORT (S)SOPORTE 1						
	[18] 11060354	(E)NUT (D)MUTTER 4 M S S S S &CLH						(F)ECROU (S)TUERCA 1			M12x1.75			
	[19] 96165016	(E)SCREW (D)SCHRAUBE 4 M S S S S &CLH						(F)VIS (S)TORNILLO 2						
	[20] 9091506120	(E)SPRING WASHER (D)DICHTUNGSRING,FEDERUNG 4 M S S S S &CLH						(F)RONDELLE-RESSORT (S)ARANDELA-RESORTE 1						
	[21] 90220930	(E)WASHER (D)DICHTUNGSRING 4 M S S S S &CLH						(F)RONDELLE (S)ARANDELA 1						
	[22]	(E)RING-BRAKE HOSE SEAL (D)RING						(F)ANNEAU (S)ANILLO						
BDY(BODY)		T/A(TRANSAXLE)						LEVEL(TRIM LEVEL)						
4 : 4 DOOR		M : MANUAL T/A A : AUTOMATIC T/A						I : GL II : GLX III : CD18 IV : CD20						

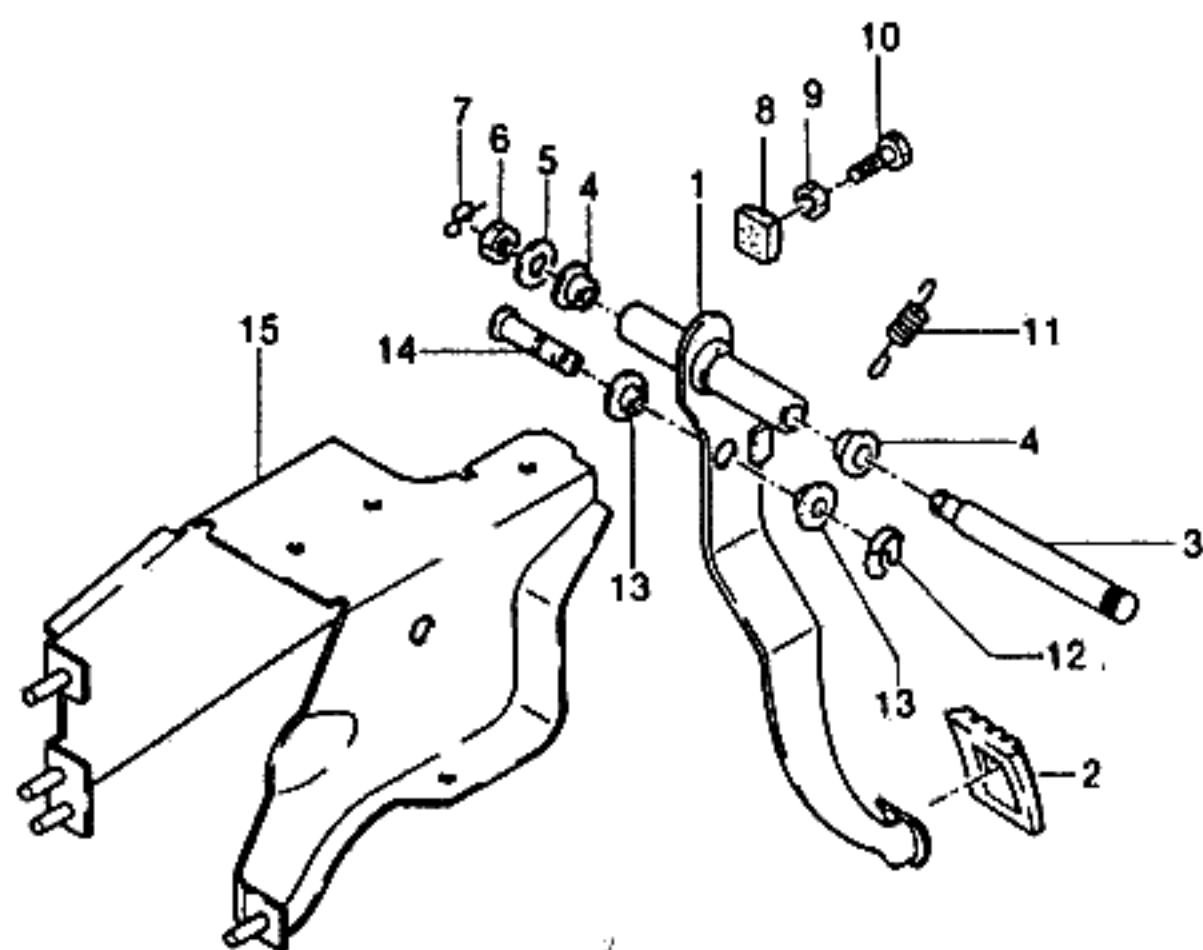


KEY NO.		PART NAME										
I T C	PART NO.	M O D E L				O P T I O N	L / R	Q T Y	E F F E C T I V E D A T E		R E M A R K S	P / C O D E
		B D Y	T / A	L E V E L					F R O M	T O		
				I	II							
	90193258 [23]	4 M	S S S S	S	&CLH		3				10x15	
	11011419 [24]	4 M	S S S S	S	&CLH		2					
	11035613	4 M	S S S S	S	&CLH		2				6.4	

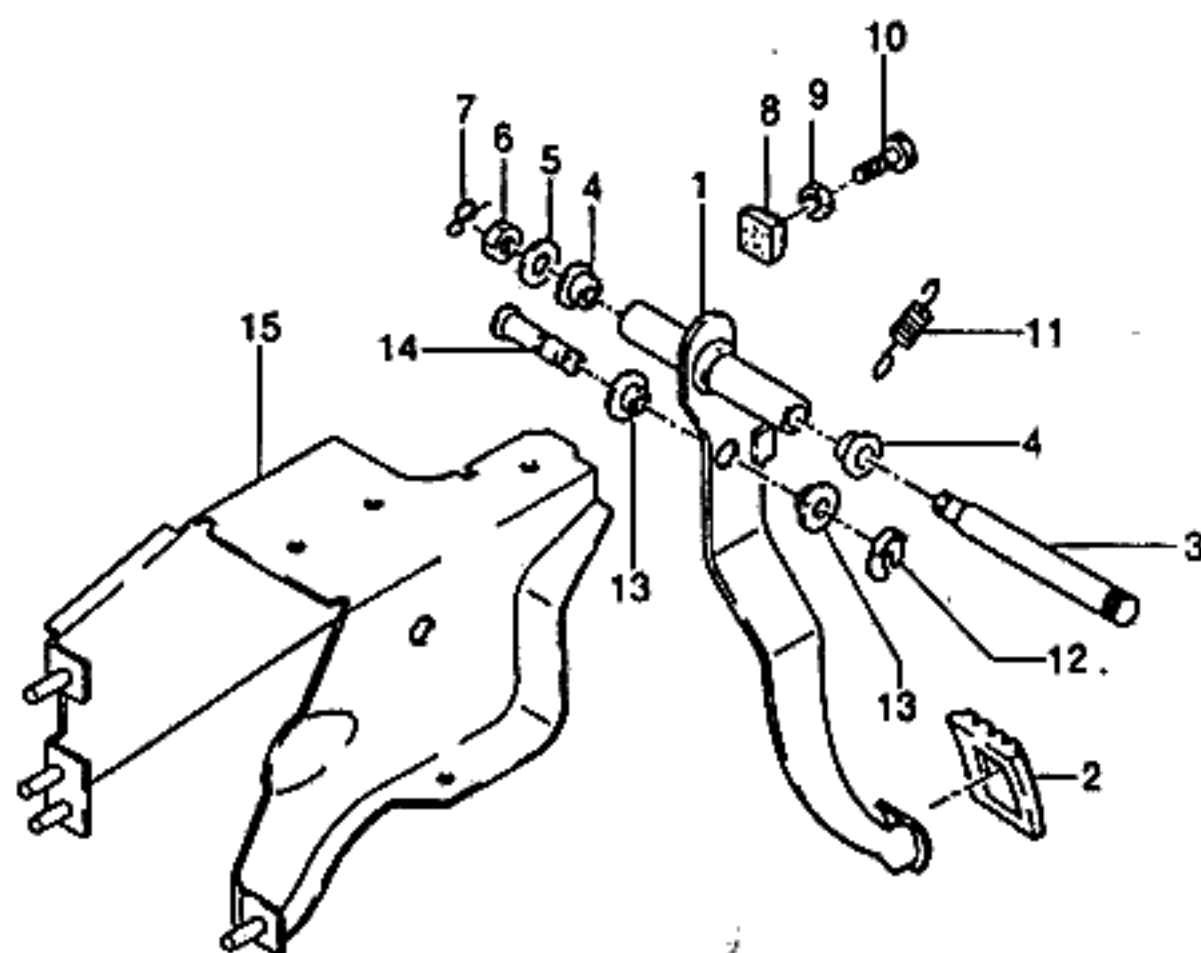
BDY(BODY)	T/A(TRANSAXLE)	LEVEL(TRIM LEVEL)
4 : 4 DOOR	M : MANUAL T/A A : AUTOMATIC T/A	I : GL II : GLX III : CD18 IV : CD20



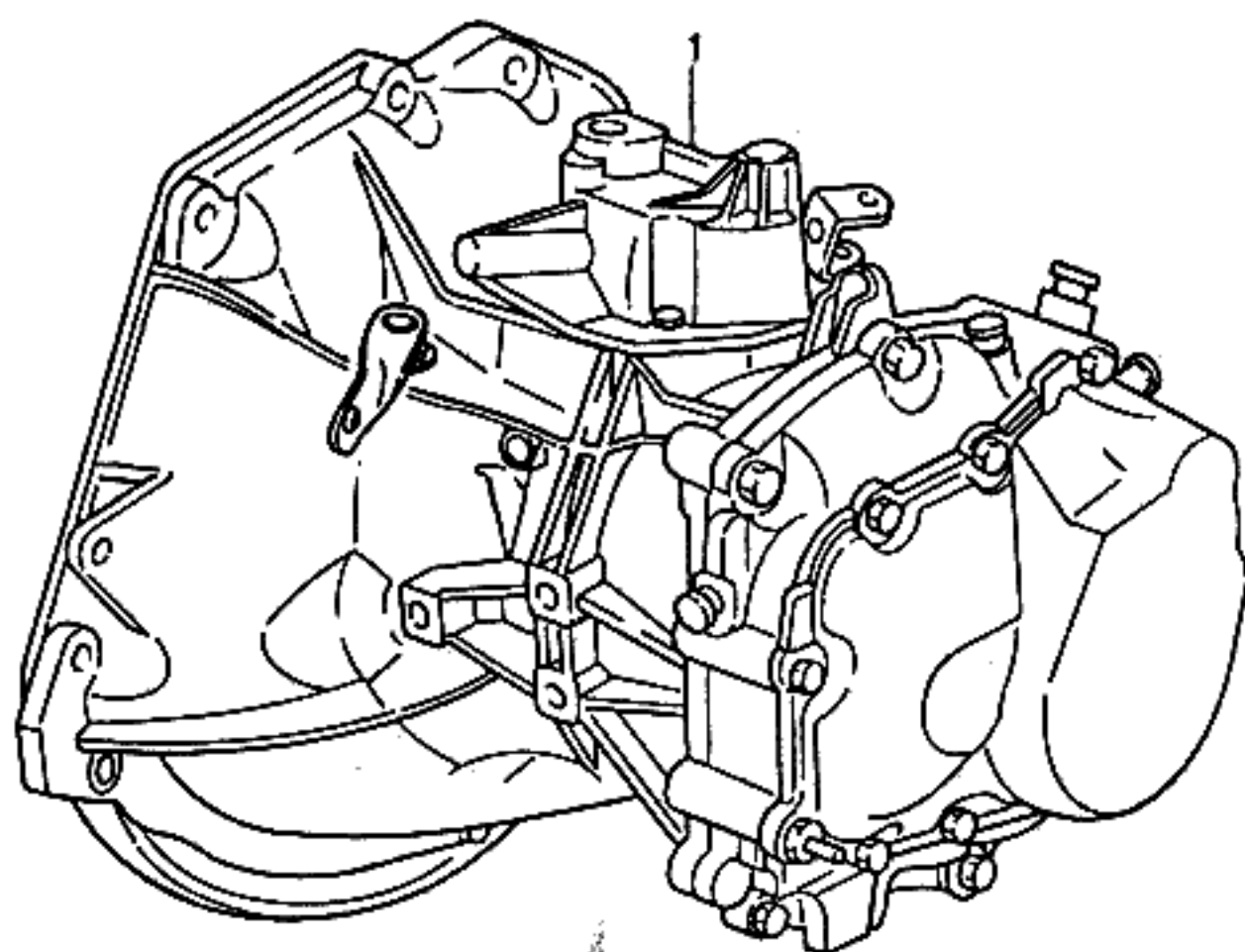
KEY NO.		PART NAME												
I T C	PART NO.	M O D E L				O P T I O N	L / R	Q T Y	E F F E C T I V E D A T E		R E M A R K S	P / C O D E		
		B D Y	T / A	L E V E L					F R O M	T O				
				I	II								III	IV
	[01] ✓ 90209335-B Y 96184096	(E)CABLE A-CLUTCH (D)KABEL,KUPPLUNG 4 M A A A A &CLC 4 M A A A A &CLC						(F)CABLE-EMBAYAGE (S)CABLE-EMBRAGUE 1 950325 1 950325						
	[02] 90121781	(E)RING-RETAINING (D)RING,HALTER 4 M A A A A &CLC						(F)ANNEAU-DE RETENTION (S)ANILLO-RETENEDOR 1						
	[03] 90065408	(E)NUT-CLUTCH CONTROL (D)MUTTER 4 M A A A A &CLC						(F)ECROU-CONTROLE EMBRAYAGE (S)TUERCA 1						
	[04] 90157202	(E)GROMMET-CABLE & BRACKET (D)ÖSE 4 M A A A A &CLC						(F)VIROLE (S)AISLANTE 1						
	[05] 90170173	(E)WASHER (D)DICHTUNGSRING 4 M A A A A &CLC						(F)RONDELLE (S)ARANDELA 1						
	[07] 90121553	(E)FASTENER-CLUTCH CABLE (D)BEFESTIGUNG 4 M A A A A &CLC						(F)ATTACHE-CABLE D'EMBAYAGE (S)GRAPA 1						
	[08] 11044063	(E)SCREW (D)SCHRAUBE 4 M A A A A &CLC						(F)VIS (S)TORNILLO 1			5.5x9.5			
BDY(BODY)		T/A(TRANSAXLE)						LEVEL(TRIM LEVEL)						
4 : 4 DOOR		M : MANUAL T/A A : AUTOMATIC T/A						I : GL II : GLX III : CD18 IV : CD20						



KEY NO.		PART NAME												
I T C	PART NO.	M O D E L						O P T I O N	L / R	Q T Y	E F F E C T I V E D A T E		R E M A R K S	P / C O D E
		B D Y	T / A	L E V E L							F R O M	T O		
				I	II	III	IV							
	[01]	(E)PEDAL-CLUTCH (D)PEDAL,KUPPLUNG							(F)PEDALE-EMBRAYAGE (S)PEDAL-EMBRAGUE					
	96157606	4 M S S S S &CLH							1					
	90289875	4 M A A A A &CLC							1					
	[02]	(E)PAD-PLATE PEDAL (D)UNTERLAGE,BERMSPEDAL							(F)PATIN-PEDALE DE FREIN (S)COJIN-PEDAL DE FRENO					
	90105172	4 M S S S S							1					
	[03]	(E)SHAFT-PEDAL MOUNTING (D)SPINDEL,PEDAL MONTAGE							(F)ARBRE-MONTAGE PEDALE (S)EJE-MONTAJE DE PEDAL					
	96181638	4 M S S S S &CLH							1					
	90092169	4 M A A A A &CLC							1					
	[04]	(E)BUSHING-CLUTCH PEDAL (D)LAGERFUTTER							(F)MANCHON (S)BUJE-PEDAL DEL EMBRAGUE					
	96163562	4 M S S S S &CLH							2					
	90067274	4 M A A A A &CLC							2					
	[05]	(E)WASHER (D)DICHTUNGSRING							(F)RONDELLE (S)ARANDELA					
	11010023	4 M S S S S							1	950520	10.5			
Y	08321-31103	4 M S S S S							1	950521	10.5			
	[06]	(E)NUT (D)MUTTER							(F)ECROU (S)TUERCA					
	11040941	4 M S S S S							1			M10		
	[07]	(E)SPRING-RETAINING (D)FEDERUNG,HALTER							(F)RESSORT-D'ARRET (S)RESORTE-REteniENDO					
	90105504	4 M S S S S							1					
	[08]	(E)BUFFER-CLUTCH PEDAL (D)STOßSCHEIBE							(F)TAMPON-PEDALE D'EMBRAYAGE (S)AMORTIGUADOR					
	96157634	4 M S S S S &CLH							1					
	[09]	(E)NUT (D)MUTTER							(F)ECROU (S)TUERCA					
	11040197	4 M S S S S &CLH							1			M8x1.25		
	[10]	(E)BOLT (D)SCHRAUBE							(F)BOULON (S)PERNO					
	11041091	4 M S S S S &CLH							1			M8x1.25		
BDY(BODY)		T/A(TRANSAXLE)							LEVEL(TRIM LEVEL)					
4 : 4 DOOR		M : MANUAL T/A A : AUTOMATIC T/A							I : GL II : GLX III : CD18 IV : CD20					

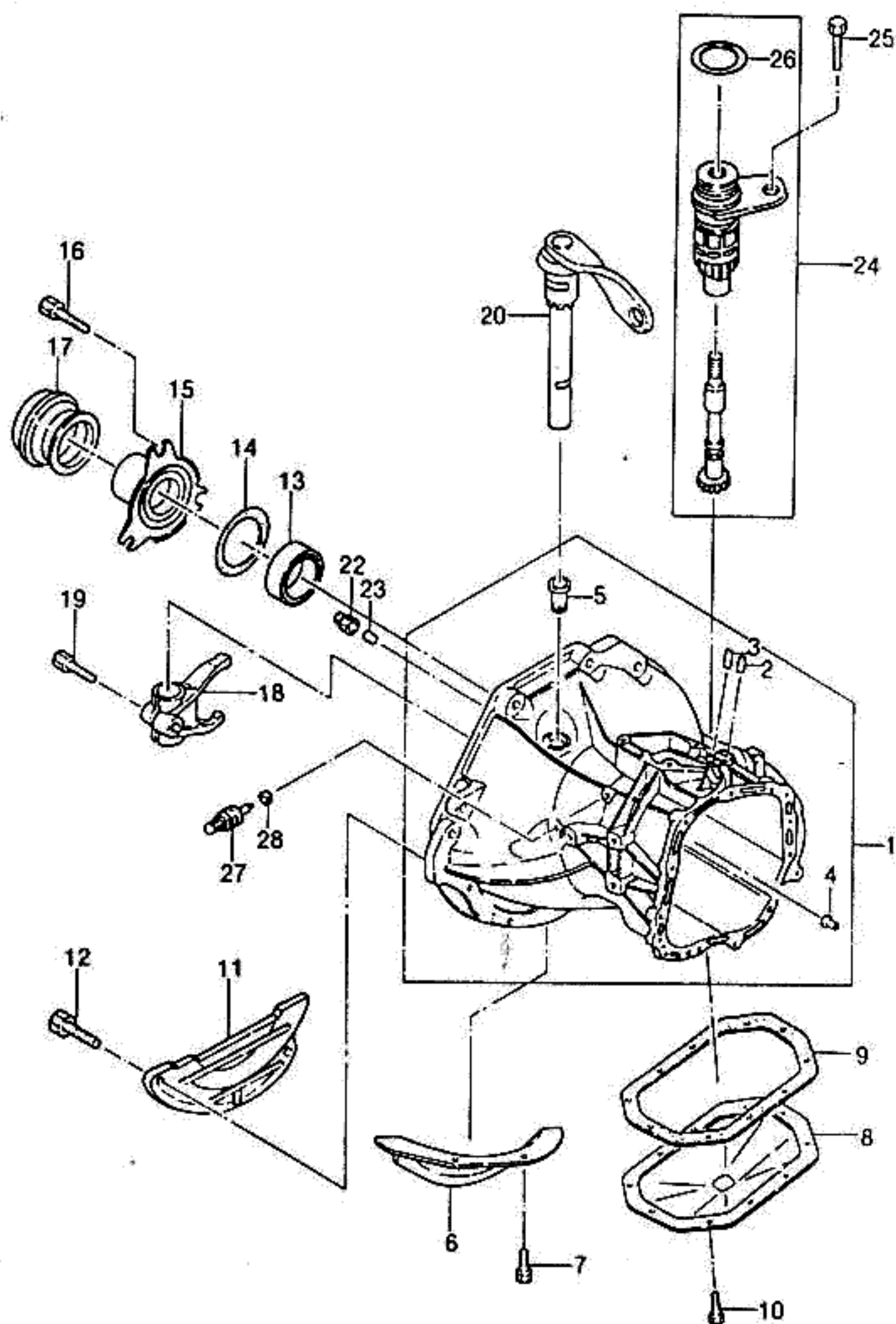


KEY NO.		PART NAME												
I T C	PART NO.	MODEL				OPTION	L / R	Q T Y	EFFECTIVE DATE		REMARKS	P / C D E		
		B D Y	T / A	LEVEL					FROM	TO				
				I	II								III	IV
	[11]	(E)SPRING-CLUTCH PEDAL LEG (D)FEDERUNG,KUPPLUNGS-PEDA	(F)RESSORT (S)RESORTE											
	90184928	4 M A A A A &CLC	1											
	96180059	4 M S S S S &CLH	1											
	[12]	(E)WASHER-LOCKING (D)DICHTUNGSRING,KONTER	(F)RONDELLE-VERROUILLAGE (S)ARANDELA-DE CIERRE											
	11061021	4 M S S S S &CLH	1											
	[13]	(E)BUSHING-CLUTCH PEDAL (D)LAGERFUTTER	(F)MANCHON (S)BUJE-PEDAL DEL EMBRAGUE											
	96163563	4 M S S S S &CLH	1											
	[14]	(E)BOLT-PISTON ROD (D)SCHRAUBE,KOLBENSTANGE	(F)BOULON-BIELLE DE PISTON (S)PERNO-BIELA											
	08984788	4 M S S S S &CLH	1											
	[15]	(E)BRACE-CLUTCH PEDAL MOUNT (D)SCHIENE,KUPPLUNGSPEDAL	(F)SUPPORT-MONTAGE PEDALE (S)REFUERZO											
	96157601	4 M S S S S &CLH	1											
	96156281	4 A O O O O	1											
	96139383	4 M A A A A &CLC	1											
BDY(BODY)		T/A(TRANSAXLE)						LEVEL(TRIM LEVEL)						
4 : 4 DOOR		M : MANUAL T/A A : AUTOMATIC T/A						I : GL II : GLX III : CD18 IV : CD20						



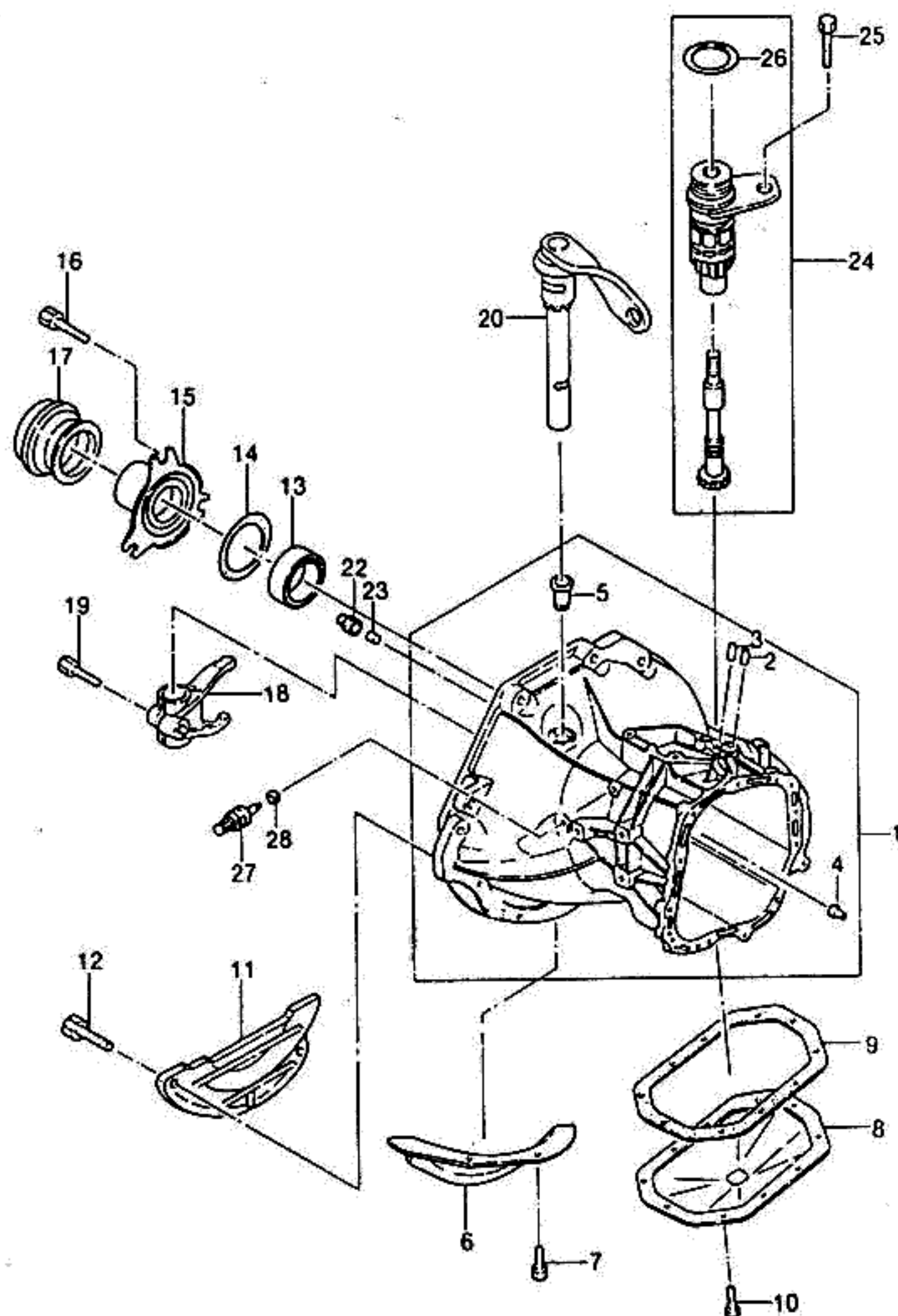
2

KEY NO.		PART NAME												
I T C	PART NO.	M O D E L				O P T I O N	L / R	Q T Y	E F F E C T I V E D A T E		R E M A R K S	P / C O D E		
		B D Y	T / A	L E V E L					F R O M	T O				
				I	II								III	IV
	[01]	(E)TRANSMISSION A (D)ANTRIEB,GANGSCHALTUNG					(F)TRANSMISSION (S)EJE TRANSVERSAL							
	96168803	4	M	S	S	- -	&CLH-EEC	1			RATIO=4.19	TY		
	96182112	4	M	-	-	S A	&CLH-EEC	1			RATIO=4.19	TZ		
	96176353	4	M	-	-	- S	&CLH-EEC	1			RATIO=3.94	YL		
	96161959	4	M	A	A	- -	&CLC-EEC	1			RATIO=4.19	TH		
	96182111	4	M	-	-	A A	&CLC-EEC	1			RATIO=4.19	TI		
	96176462	4	M	-	-	A A	&CLC-EEC	1			RATIO=3.94	GL		
	96181648	4	M	-	A	A A	&CLH&EEC	1			RATIO=4.19	GG		
	96181658	4	M	-	A	A A	&CLC&EEC	1			RATIO=4.19	GE		
	96182094	4	M	-	-	- A	&CLH&EEC	1			RATIO=3.94	GI		
	96182093	4	M	-	-	- A	&CLC&EEC	1			RATIO=3.94	GH		
	[02]	(E)SCREW (D)SCHRAUBE					(F)VIS (S)TORNILLO							
	11055765	4		S	S	S S		6			M12x45			
BDY(BODY)		T/A(TRANSAXLE)						LEVEL(TRIM LEVEL)						
4 : 4 DOOR		M : MANUAL T/A A : AUTOMATIC T/A						I : GL II : GLX III : CD18 IV : CD20						



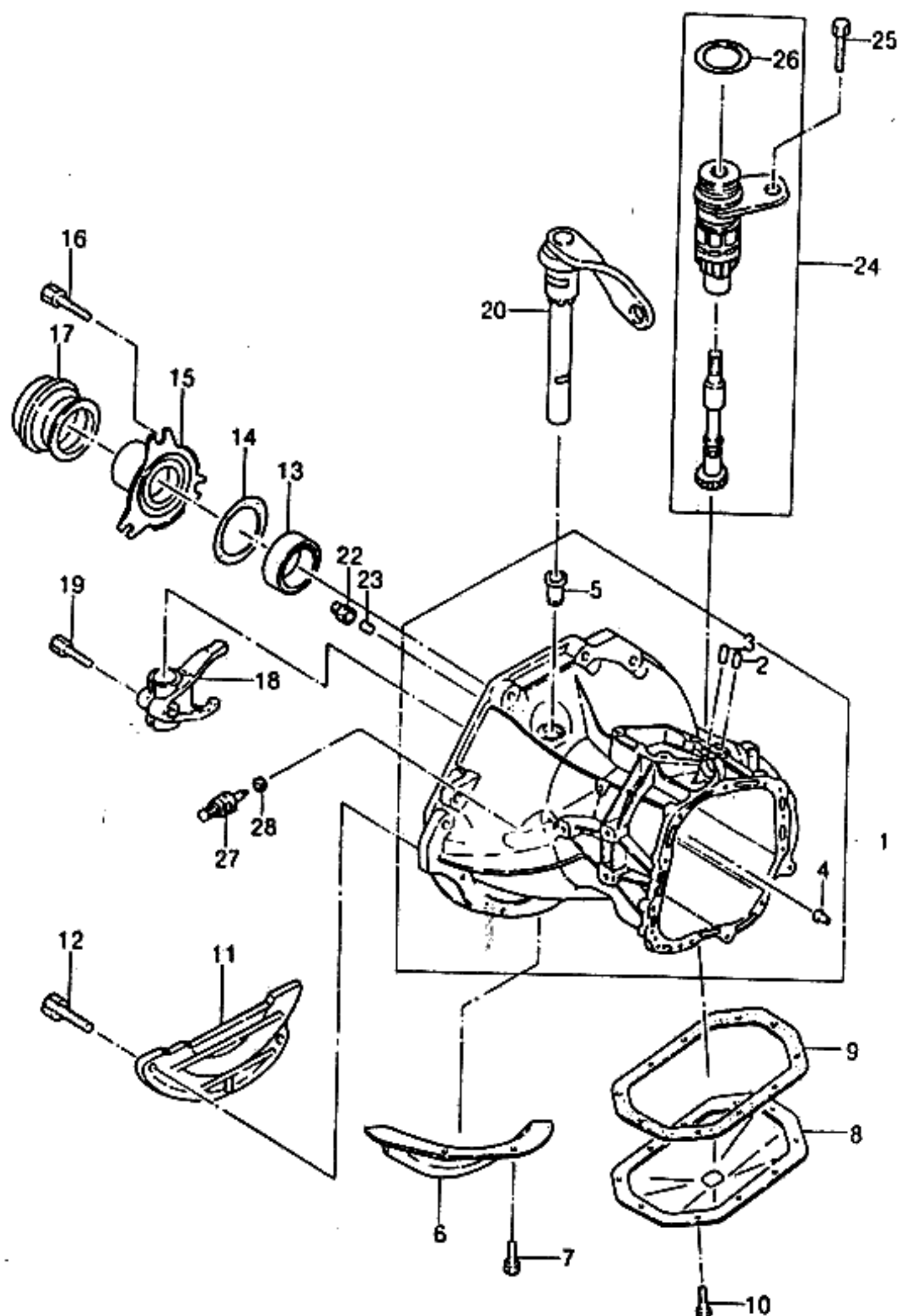
KEY NO.		PART NAME												
I T C	PART NO.	MODEL						OPTION	L / R	Q T Y	EFFECTIVE DATE		REMARKS	P / C O D E
		B D Y	T / A	LEVEL							FROM	TO		
				I	II	III	IV							
	[01] K90375355W	(E)CASE A-TRANSAXLE (D)KASTEN,ANTRIEB	4	M	S	S	S	S		(F)CARTER-TRANSMISSION (S)CAJA-EJE TRANSVERSAL	1			
	[02] 90147339	(E)PIN-DOWEL (D)STIFT,DÜBEL	4	M	S	S	S	S		(F)BROCHE-GOUJON (S)PASADOR-CLAVIJA	1			
	[03] 90065583	(E)PIN-DOWEL (D)STIFT,DÜBEL	4	M	S	S	S	S		(F)BROCHE-GOUJON (S)PASADOR-CLAVIJA	2			
	[04] 90121130	(E)SLEEVE-MAINSHAFT OIL DUCT (D)HÜLSE	4	M	S	S	S	S		(F)CHEMISE (S)MANGA	1			
	[05] 90305912	(E)BUSHING-CLUTCH SHAFT (D)LAGERFUTTER	4	M	S	S	S	S		(F)MANCHON-ARBRE (S)BUJE-EJE DEL EMBRAGUE	2			
	[06] 96176721	(E)COVER-CLUTCH HOUSING (D)DECKEL,KUPPLUNGS-GEHÄUS	4	M	S	S	S	S		(F)CARTER (S)CUBIERTA	1	950326		
O	96183990		4	M	S	S	S	S			1	950327		
	[07] 90344804	(E)SCREW (D)SCHRAUBE	4	M	S	S	S	S		(F)VIS (S)TORNILLO	4		M7x12	
	[08] 90305635	(E)COVER-DIFFERENTIAL GEAR (D)DECKEL	4	M	S	S	S	S		(F)CARTER (S)CUBIERTA	1			
	[09] 96179240	(E)GASKET-DIFF GEAR COVER (D)DICHTUNG	4	M	S	S	S	S	-EEC	(F)JOINT (S)JUNTA	1			
	96179241		4	M	-	A	A	A	&EEC		1			
	[10] 11090652	(E)SCREW (D)SCHRAUBE	4	M	S	S	S	S		(F)VIS (S)TORNILLO	10			
	[11]	(E)COVER-TRANSAXLE CASE (D)DECKEL,ANTRIEB KASTEN								(F)CARTER (S)CUBIERTA				

BDY(BODY)	T/A(TRANSAXLE)	LEVEL(TRIM LEVEL)
4 : 4 DOOR	M : MANUAL T/A A : AUTOMATIC T/A	I : GL II : GLX III : CD18 IV : CD20

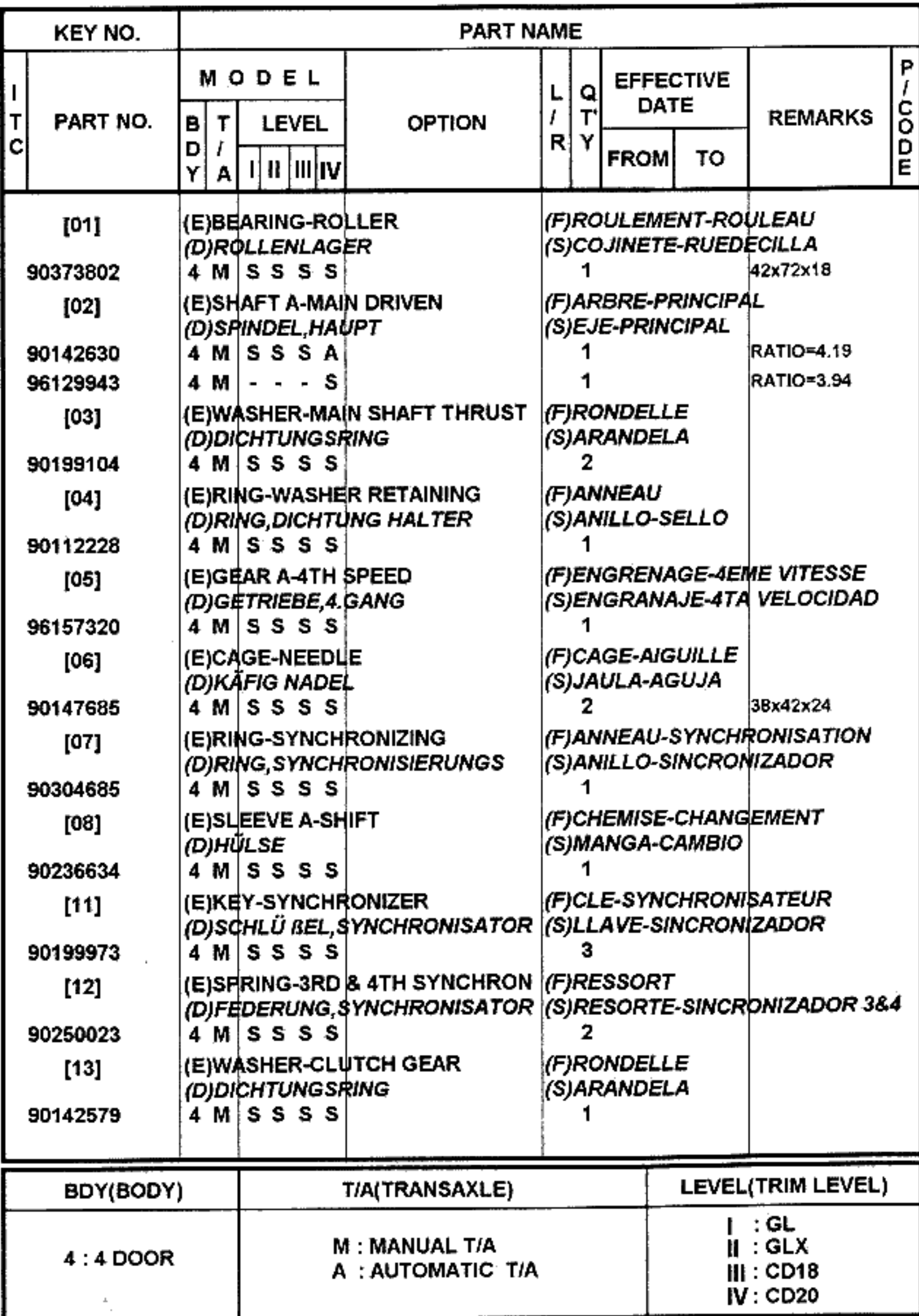


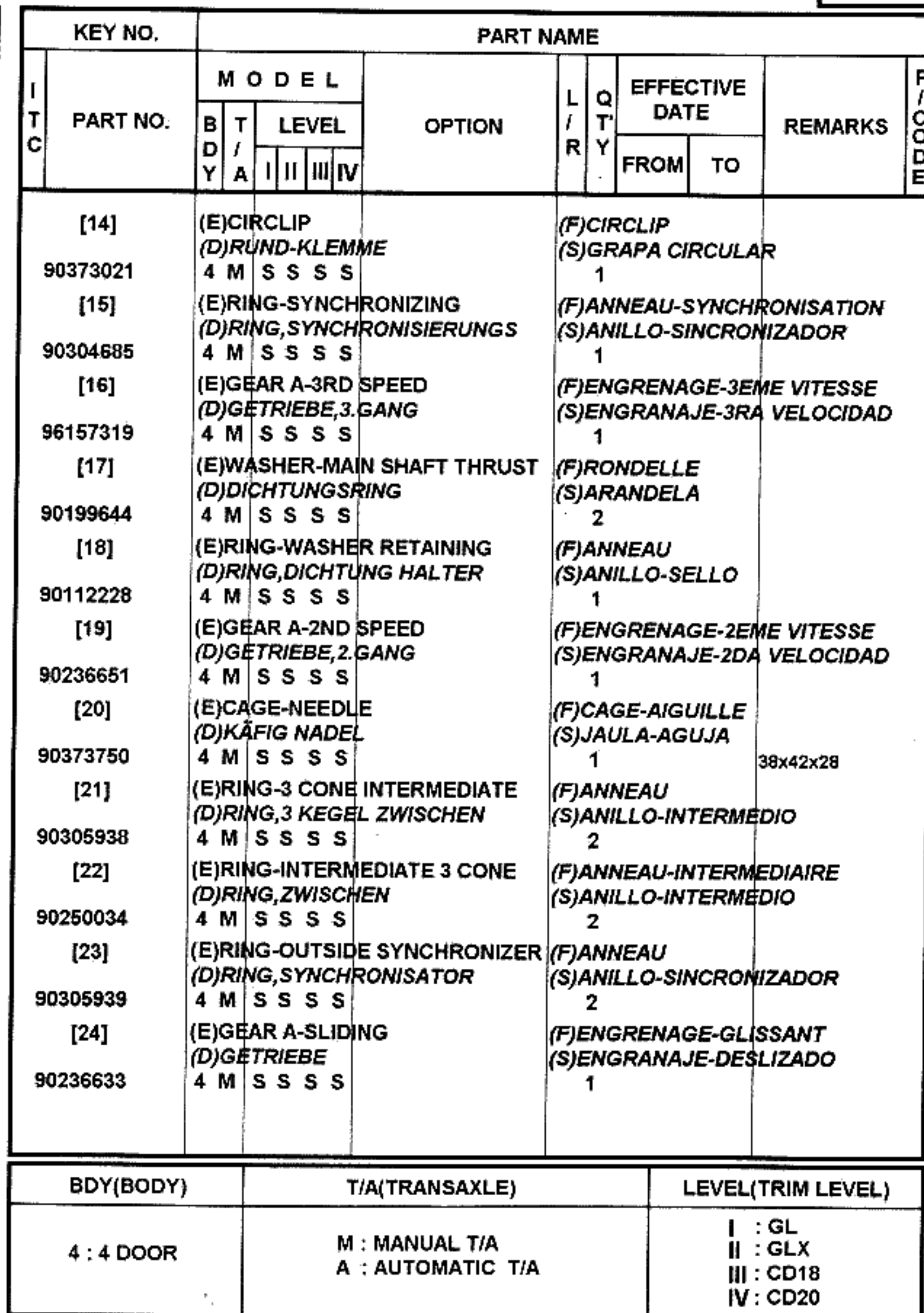
KEY NO.		PART NAME												
I T C	PART NO.	MODEL						OPTION	L / R	Q T Y	EFFECTIVE DATE		REMARKS	P / C O D E
		B D Y	T / A	LEVEL							FROM	TO		
				I	II	III	IV							
	96079170	4	M	S	S	-	-			1				
	90305258	4	M	-	-	S	S			1				
	[12]	(E)SCREW							(F)VIS					
		(D)SCHRAUBE							(S)TORNILLO					
	90344804	4	M	S	S	S	S			3		M7x12		
	[13]	(E)RING-SHIFT SEAL							(F)ANNEAU-JOINT D'ARBRE					
		(D)RING, STAB DICHTUNG							(S)ANILLO-BROCHE DE EJE					
	90182168	4	M	S	S	S	S			1		23x35x8		
	[14]	(E)O RING							(F)JOINT TORIQUE					
		(D)O RING							(S)ANILLO EN O					
	90112258	4	M	S	S	S	S			1		50.5x2.2		
	[15]	(E)GUIDE-THRUST BEARING							(F)GUIDE-ROULEMENT DE BUTEE					
		(D)FÜHRING, STÖß LAGER							(S)GUIA-COJINETE DE EMPUJE					
	90112325	4	M	S	S	S	S			1				
	[16]	(E)SCREW-HEX HEAD							(F)VIS					
		(D)SCHRAUBE							(S)TORNILLO					
	11010785	4	M	S	S	S	S			3		M6x12		
	[17]	(E)BEARING-CLUTCH THRUST							(F)ROULEMENT					
		(D)KUGELLAGER, KUPPLUNG							(S)COJINETE-EMPUJAR EMBRAGUE					
	96181631	4	M	S	S	S	S			1				
	[18]	(E)FORK-CLUTCH RELEASE							(F)FOURCHETTE					
		(D)GABEL, KUPPLUNG LÖSUNG							(S)HORQUILLA-LIBERACION					
	90372766	4	M	S	S	S	S			1				
	[19]	(E)SCREW-FORK							(F)VIS-FOURCHETTE					
		(D)SCHRAUBE, GABEL							(S)TORNILLO-HORQUILLA					
	90065404	4	M	S	S	S	S			1				
	[20]	(E)LEVER-RELEASE							(F)LEVIER-RELACHE					
		(D)HEBEL, LÖSUNG							(S)PALANCA-SOLTAR (LIBERAR)					
	96144874	4	M	S	S	S	S	&CLH		1				
	96129936	4	M	A	A	A	A	&CLC		1				
	[22]	(E)PLUG-SCREW							(F)BOUCHON-VIS					
		(D)STÖPSEL, SCHRAUBEN							(S)TAPON-TORNILLO					
	11030003	4	M	S	S	S	S			1		M8x1.5		

BDY(BODY)	T/A(TRANSAXLE)	LEVEL(TRIM LEVEL)
4 : 4 DOOR	M : MANUAL T/A A : AUTOMATIC T/A	I : GL II : GLX III : CD18 IV : CD20

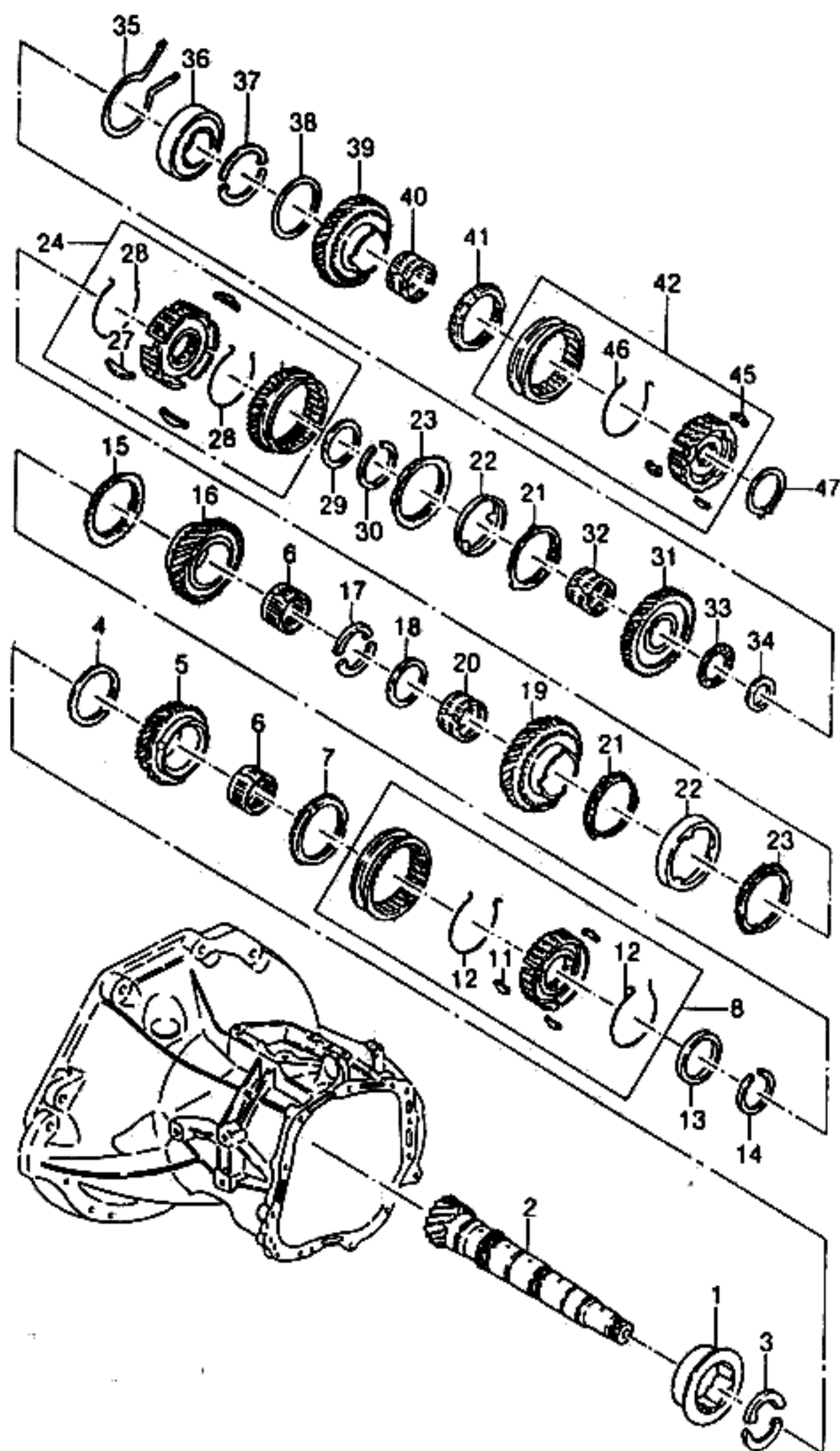


KEY NO.		PART NAME												
I T C	PART NO.	M O D E L						OPTION	L / R	Q T Y	EFFECTIVE DATE		REMARKS	P / C O D E
		B D Y	T / A	LEVEL							FROM	TO		
				I	II	III	IV							
	[23] 03449250	(E)MAGNET (D)MAGNET 4 M S S S S S							(F)AIMANT (S)IMAN 1					
	[24] 90375764	(E)GEAR A-SPEEDO DRIVEN WORM (D)GETRIEBE 4 M S S S S S							(F)ENGRENAGE (S)ENGRANAJE 1					
	[25] 11089151	(E)SCREW (D)SCHRAUBE 4 M S S S S S							(F)VIS (S)TORNILLO 1			M6x15		
	[26] 02887067	(E)O RING (D)O RING 4 M S S S S S							(F)JOINT TORIQUE (S)ANILLO EN O 1					
	[27] 90245033 Y 96192077	(E)SWITCH-BACK UP LAMP (D)SCHALTER,RÜCKGANGS-LAMP 4 M S S S S S 4 M S S S S S							(F)COMMUTATEUR (S)INTERRUPTOR 1 950126 1 950126					
	[28] 11015212	(E)RING-BACK UP SWITCH SEAL (D)RING,DICHTUNG 4 M S S S S S							(F)ANNEAU (S)ANILLO-SELLO 1					
BDY(BODY)		T/A(TRANSAXLE)						LEVEL(TRIM LEVEL)						
4 : 4 DOOR		M : MANUAL T/A A : AUTOMATIC T/A						I : GL II : GLX III : CD18 IV : CD20						



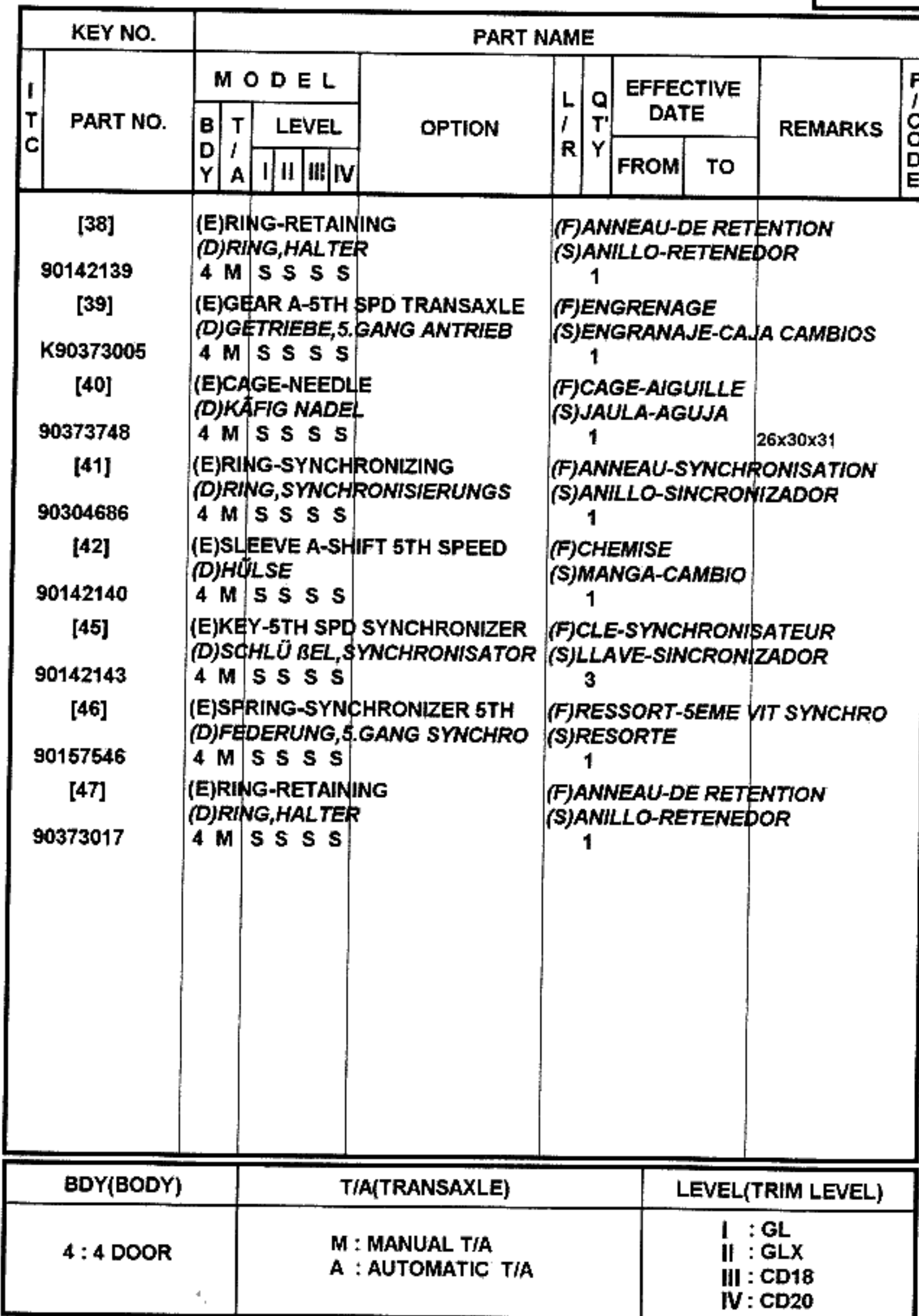


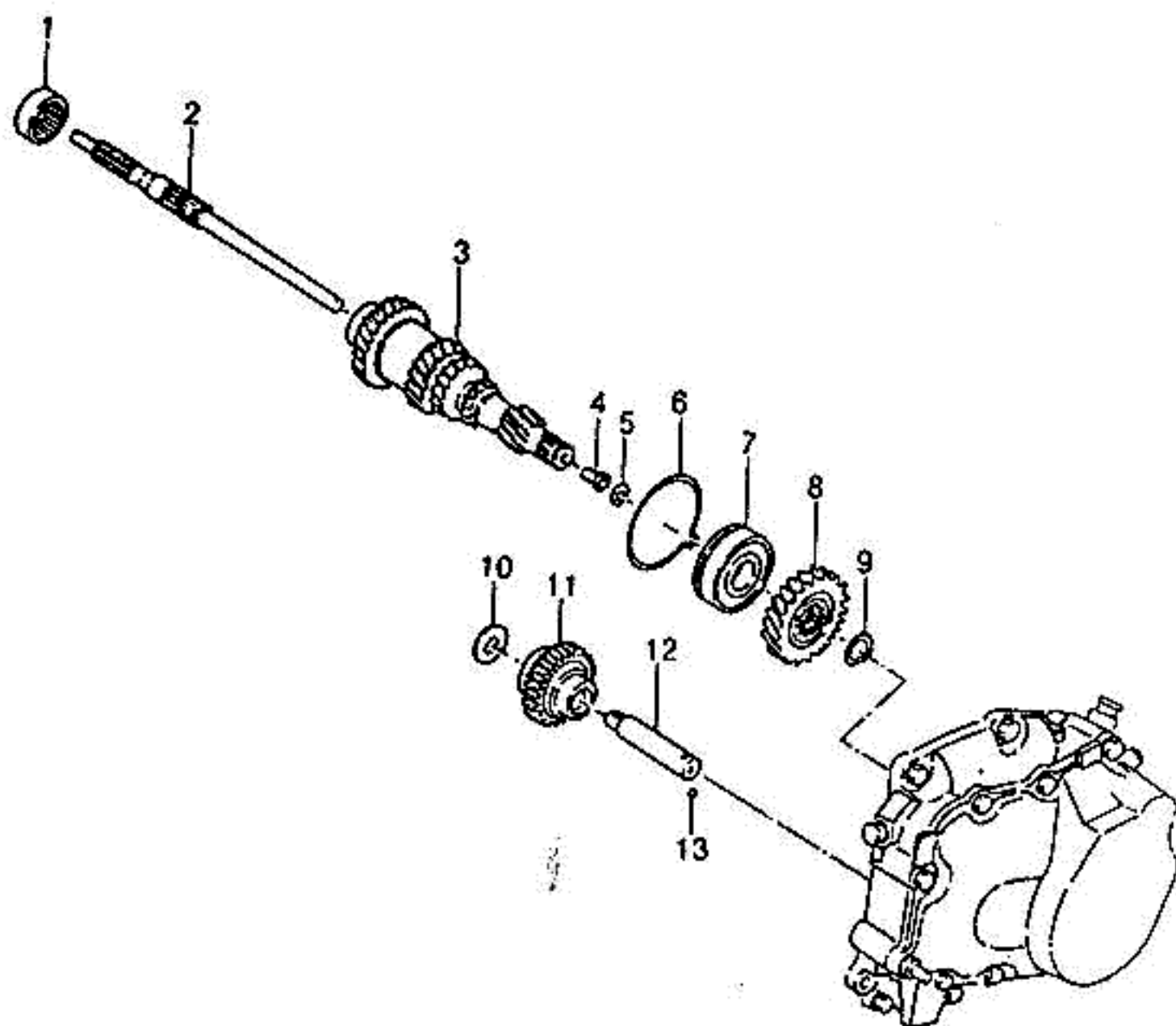
BDY(BODY)	T/A(TRANSAXLE)	LEVEL(TRIM LEVEL)
4 : 4 DOOR	M : MANUAL T/A A : AUTOMATIC T/A	I : GL II : GLX III : CD18 IV : CD20



KEY NO.		PART NAME												
I T C	PART NO.	MODEL						OPTION	L / R	Q T Y	EFFECTIVE DATE		REMARKS	P / C O D E
		B D Y	T / A	LEVEL							FROM	TO		
				I	II	III	IV							
	[27]	(E)KEY-1ST & 2ND SYNCHRONIZE (D)SCHLÜBEL, SYNCHRONISATOR	(F)CLE-SYNCHRONISATEUR (S)LLAVE-SINCROIZADOR											
90199019		4 M S S S S	3											
	[28]	(E)SPRING-1ST & 2ND SYNCHRON (D)FEDERUNG, SYNCHRONISATOR	(F)RESSORT (S)RESORTE											
90250029		4 M S S S S	2											
	[29]	(E)WASHER-THRUST (D)DICHTUNGSRING, SCHUB	(F)RONDELLE-BUTEE (S)ARANDELA-IMPULSO											
90142580		4 M S S S S	1											
	[30]	(E)CIRCLIP (D)RUND-KLEMME	(F)CIRCLIP (S)GRAPA CIRCULAR											
90142582		4 M S S S S	1											
	[31]	(E)GEAR A-1ST SPEED (D)GETRIEBE, 1. GANG	(F)ENGRENAGE-1ERE VITESSE (S)ENGRANAJE-1RA VELOCIDAD											
90334381		4 M S S S S	1											
	[32]	(E)CAGE-NEEDLE (D)KÄFIG NADEL	(F)CAGE-AIGUILLE (S)JAULA-AGUJA											
90373752		4 M S S S S	1									33x37x26		
	[33]	(E)CAGE-NEEDLE (D)KÄFIG NADEL	(F)CAGE-AIGUILLE (S)JAULA-AGUJA											
90373751		4 M S S S S	1									33x52x2		
	[34]	(E)DISK-MAINSHAFT (D)SCHEIBE, HAUPTSTANGE	(F)DISQUE (S)DISCO-EJE PRINCIPAL											
90142561		4 M S S S S	1											
	[35]	(E)RING-RETAINING (D)RING, HALTER	(F)ANNEAU-DE RETENTION (S)ANILLO-RETENEDOR											
90373019		4 M S S S S	1											
	[36]	(E)BEARING-GROOVE BALL (D)KUGELLAGER	(F)ROULEMENT-BILLE A SILLONS (S)COJINETE-BOLA DE RANURA											
96108006		4 M S S S S	1											
	[37]	(E)WASHER-MAIN SHAFT THRUST (D)DICHTUNGSRING	(F)RONDELLE (S)ARANDELA											
90223614		4 M S S S S	2											

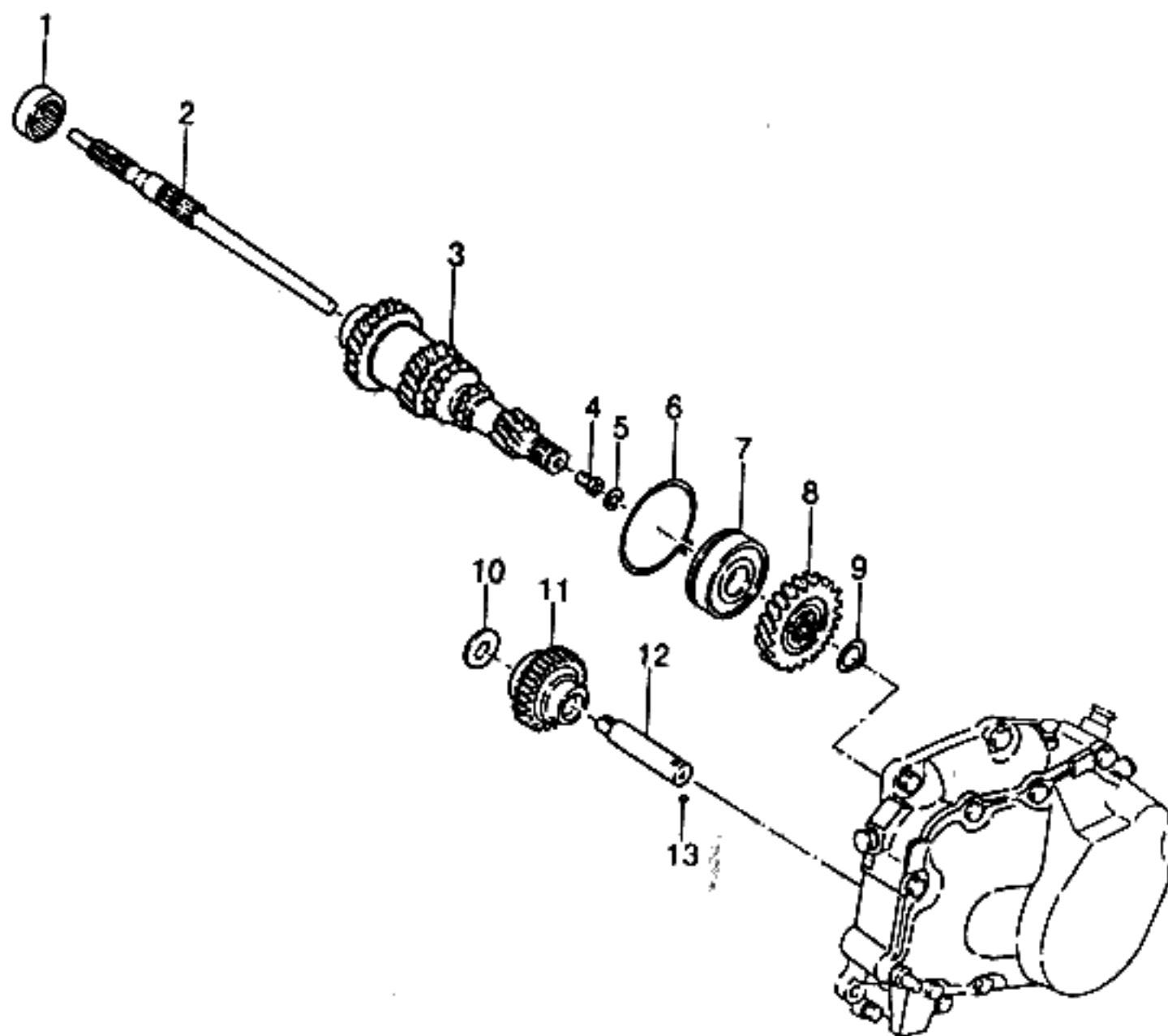
BDY(BODY)	T/A(TRANSAXLE)	LEVEL(TRIM LEVEL)
4 : 4 DOOR	M : MANUAL T/A A : AUTOMATIC T/A	I : GL II : GLX III : CD18 IV : CD20





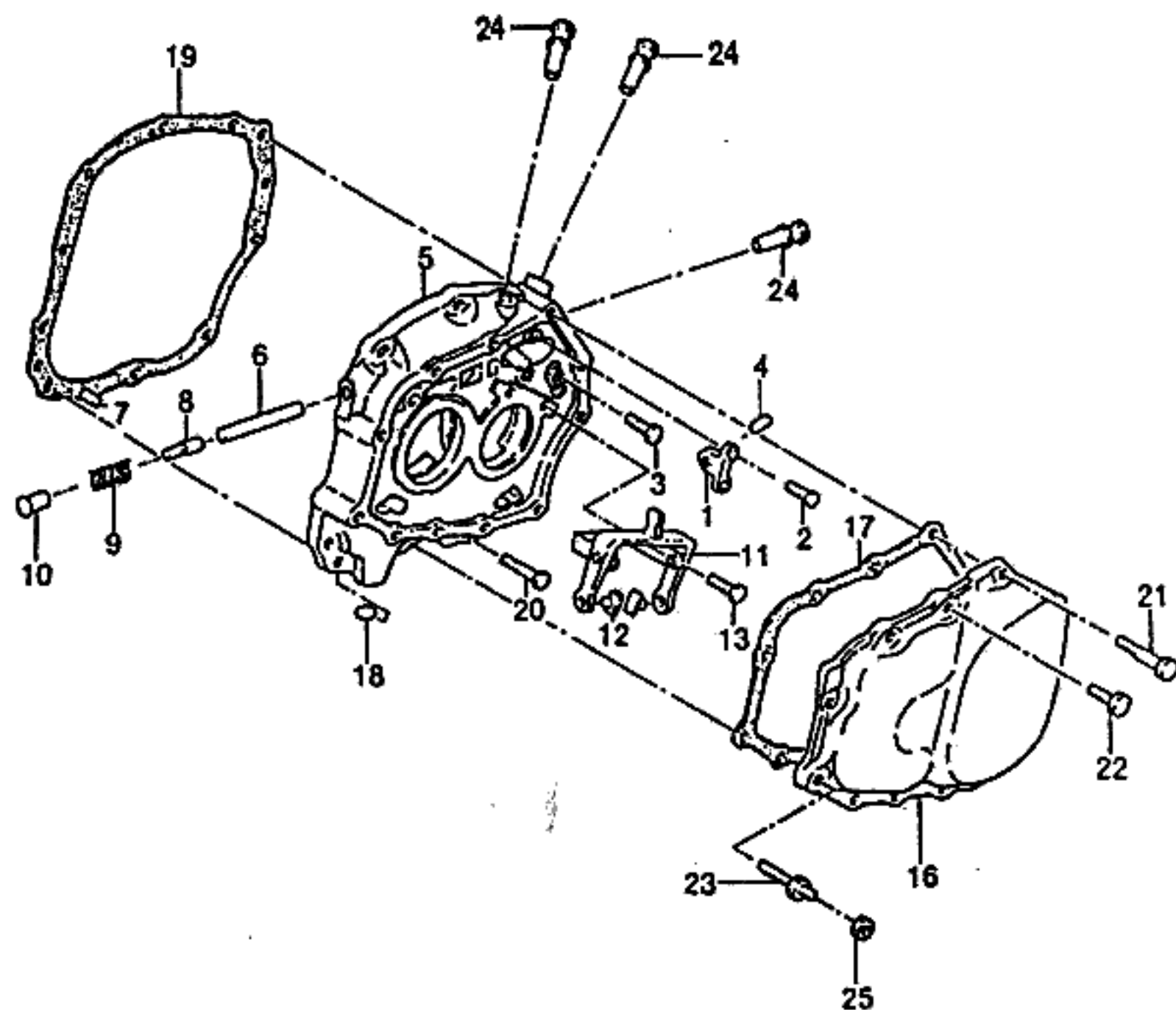
KEY NO.		PART NAME										
I T C	PART NO.	MODEL				OPTION	L / R	Q T Y	EFFECTIVE DATE		REMARKS	P / C O D E
		B D Y	T / A	LEVEL					FROM	TO		
				I	II							
	[01]	(E)SLEEVE-NEEDLE (D)HÜLSE,NADEL						(F)CHEMISE-AIGUILLE (S)MANGA-AGUJA				
	90373804	4 M S S S S						1			35x47x17	
	[02]	(E)SHAFT-INPUT DRIVE (D)SPINDEL,EINGANG ANTRIEB						(F)ARBRE-ENTREE ENTRAINEMENT (S)EJE-IMPULSO DE ENTRADA				
	90373010	4 M S S S S						1				
	[03]	(E)GEAR-INPUT SHAFT CLUSTER (D)GETRIEBE,EINGANG						(F)ENGRENAGE (S)ENGRANAJE				
	K96157429	4 M S S S S						1				
	[04]	(E)SCREW (D)SCHRAUBE						(F)VIS (S)TORNILLO				
	90112232	4 M S S S S						1				
	[05]	(E)RING-RETAINING (D)RING,HALTER						(F)ANNEAU-DE RETENTION (S)ANILLO-RETENEDOR				
	11074952	4 M S S S S						1			17x1	
	[06]	(E)RING-CLUSTER BRG RETAINER (D)RING,SAMMEL LAGER HALTER						(F)ANNEAU (S)ANILLO-RETENEDOR				
	90157379	4 M S S S S						1			72x2	
	[07]	(E)BEARING-GROOVE BALL (D)KUGELLAGER						(F)ROULEMENT-BILLE A SILLONS (S)COJINETE-BOLA DE RANURA				
	96108005	4 M S S S S						1				
	[08]	(E)GEAR-INPUT DRIVE 5TH (D)GETRIEBE						(F)ENGRENAGE (S)ENGRANAJE				
	90170070	4 M S S S S						1				
	[09]	(E)RING-RETAINING (D)RING,HALTER						(F)ANNEAU-DE RETENTION (S)ANILLO-RETENEDOR				
	90373018	4 M S S S S						1			30x2	
	[10]	(E)WASHER-REVERSE GEAR (D)DICHTUNGSRING						(F)RONDELLE (S)ARANDELA				
	90112251	4 M S S S S						1				
	[11]	(E)GEAR A-REVERSE IDLER (D)GETRIEBE,LEERLAUF						(F)ENGRENAGE (S)ENGRANAJE-OCIOSO				
	96161880	4 M S S S S						1				

BDY(BODY)	T/A(TRANSAXLE)	LEVEL(TRIM LEVEL)
4 : 4 DOOR	M : MANUAL T/A A : AUTOMATIC T/A	I : GL II : GLX III : CD18 IV : CD20



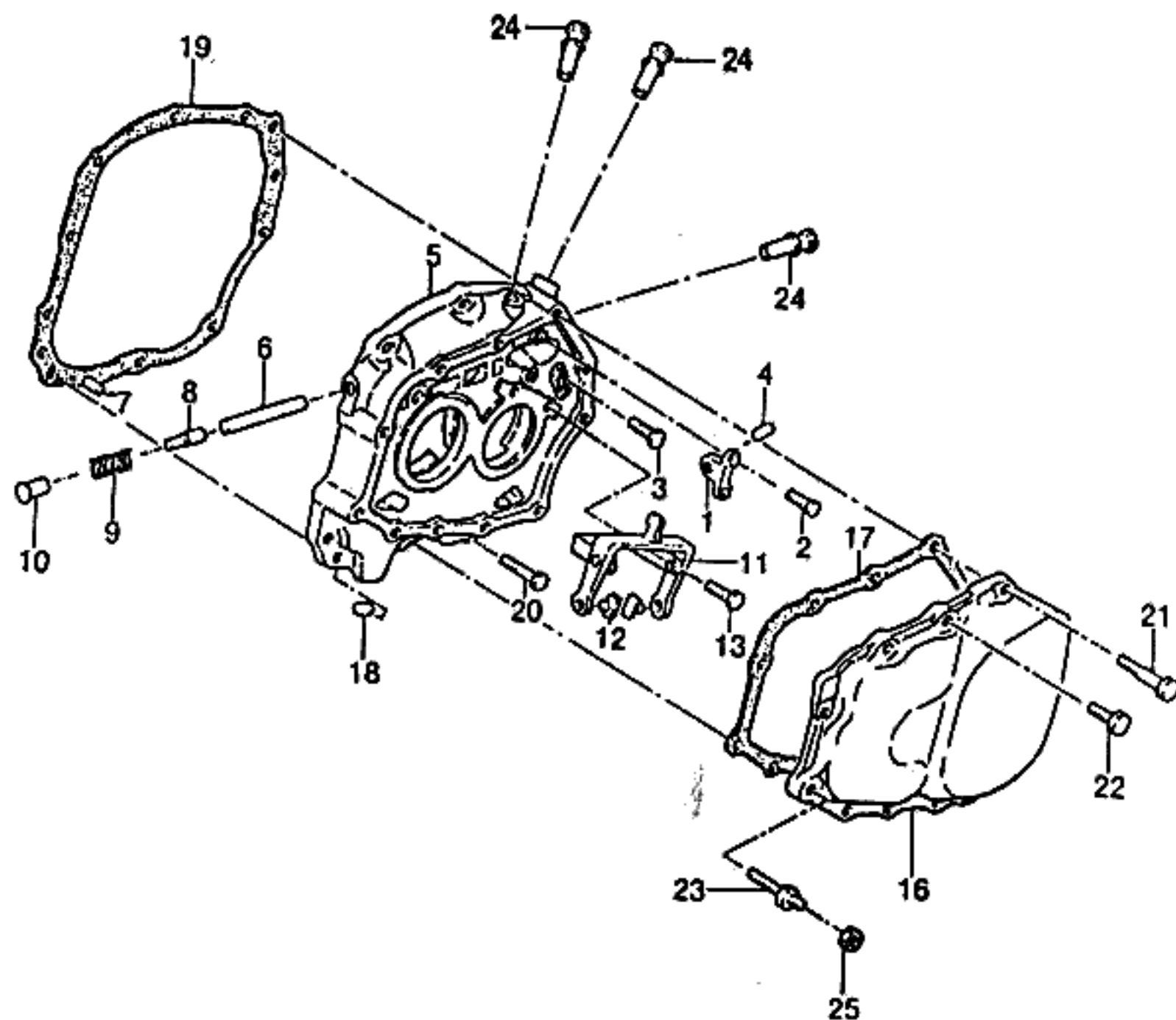
KEY NO.		PART NAME												
I T C	PART NO.	M O D E L				O P T I O N	L / R	Q T Y	E F F E C T I V E D A T E		R E M A R K S	P / C O D E		
		B D Y	T / A	L E V E L					F R O M	T O				
				I	II								III	IV
	[12] 90182850	(E)SHAFT-REVERSE IDLER GEAR (D)SPINDEL 4 M	S	S	S	S		(F)ARBRE (S)EJE 1						
	[13] 11013311	(E)BALL (D)KUGEL 4 M	S	S	S	S		(F)BOULE (S)BOLA 1						

BDY(BODY)	T/A(TRANSAXLE)	LEVEL(TRIM LEVEL)
4 : 4 DOOR	M : MANUAL T/A A : AUTOMATIC T/A	I : GL II : GLX III : CD18 IV : CD20

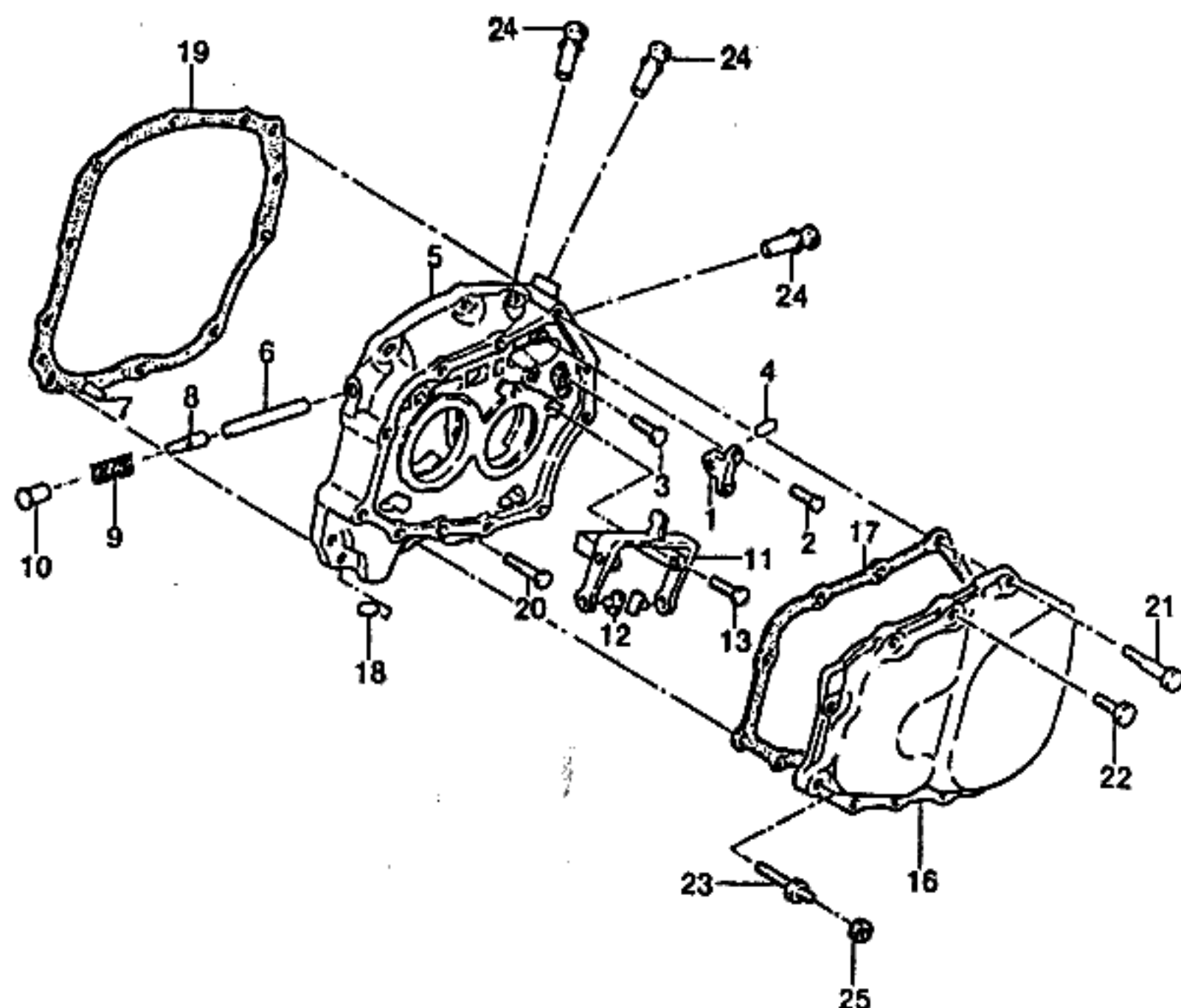


KEY NO.			PART NAME											
I T C	PART NO.	M O D E L						O P T I O N	L / R	Q T Y	E F F E C T I V E D A T E		R E M A R K S	P / C O D E
		B D Y	T / A	L E V E L							F R O M	T O		
				I	II	III	IV							
	[01]	(E)BRIDGE-STRAIN BOLT (D)BRÜCKEN-SPANNUNGSSCHRA							(F)PONT-BOULON DE TAMIS (S)PUENTE-PERNO DE TENSION					
	90147084	4 M S S S S S							1					
	[02]	(E)SCREW (D)SCHRAUBE							(F)VIS (S)TORNILLO					
	11087791	4 M S S S S S							2			M6x16		
	[03]	(E)SCREW (D)SCHRAUBE							(F)VIS (S)TORNILLO					
	90193752	4 M S S S S S							2			M6x24		
	[04]	(E)BOLT-GEARSHIFT STRAIN ROD (D)SCHRAUBE							(F)BOULON (S)PERNO					
	90086156	4 M S S S S S							1					
	[05]	(E)PLATE-BEARING (D)PLATTE							(F)PLAQUE-BILLES (S)PLACA					
	96179214	4 M S S S S S							1					
	[06]	(E)BOLT-GEARSHIFT STRAIN ROD (D)SCHRAUBE							(F)BOULON (S)PERNO					
	90032052-A	4 M S S S S S							1					
	[07]	(E)PIN-DOWEL (D)STIFT,DÜBEL							(F)BROCHE-GOUJON (S)PASADOR-CLAVIJA					
	11053109	4 M S S S S S							2					
	[08]	(E)PIN-BLOCKING (D)STIFT,BLOCKIER							(F)BROCHE-DE BLOCAGE (S)PASADOR-BLOQUEADOR					
	90189977	4 M S S S S S							1					
	[09]	(E)SPRING-COMPRESSION (D)FEDERUNG,VERDICHUNG							(F)RESSORT-COMPRESSION (S)RESORTE-COMPRESION					
	90125326	4 M S S S S S							1					
	[10]	(E)PLUG (D)STÖPSEL							(F)BOUCHON (S)TAPON					
	90092564	4 M S S S S S							1			12.0		
	[11]	(E)FORK A-GEARSHIFT SLIDING (D)GABEL,GANGSCHALTUNG,GLEI							(F)FOURCHETTE (S)HORQUILLA-DESLIZADOR					
	90342057	4 M S S S S S							1					

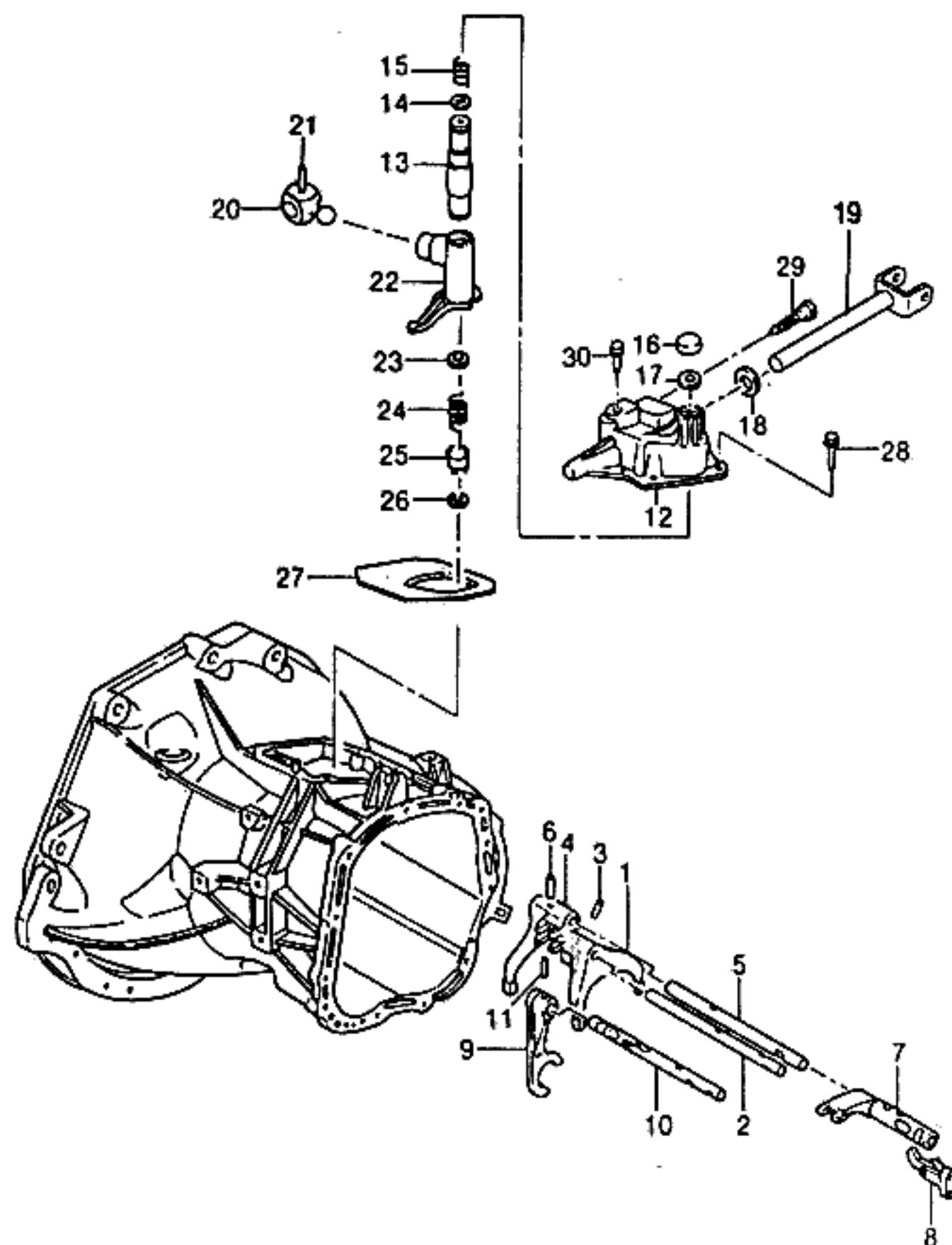
BDY(BODY)	T/A(TRANSAXLE)	LEVEL(TRIM LEVEL)
4 : 4 DOOR	M : MANUAL T/A A : AUTOMATIC T/A	I : GL II : GLX III : CD18 IV : CD20



KEY NO.		PART NAME												
I T C	PART NO.	M O D E L						OPTION	L / R	Q T Y	EFFECTIVE DATE		REMARKS	P / C O D E
		B D Y	T / A	LEVEL							FROM	TO		
				I	II	III	IV							
	[12] 90142126	(E)SHOE-GEARSHIFT (D)SCHUH,GANGSCHALTUNG 4 M S S S S S							(F)SABOT-CHANGEMENT (S)ZAPATA-PALANCA DE CAMBIOS 2					
	[13] 11092201	(E)SCREW (D)SCHRAUBE 4 M S S S S S							(F)VIS (S)TORNILLO 2			M6x20		
	[16] 96175844	(E)COVER-TRANSEAXLE (D)DECKEL,ANTRIEB 4 M S S S S S							(F)CARTER-TRANSMISSION (S)CUBIERTA-EJE TRANSVERSAL 1					
	[17] 96179237	(E)GASKET-COVER (D)DICHTUNG 4 M S S S S S -EEC							(F)JOINT-CARTER (S)JUNTA 1			ASBESTOS		
	96179238	4 M A A A A A &EEC							1			NON ASBESTOS		
	[18] 08957605	(E)MAGNET (D)MAGNET 4 M S S S S S							(F)AIMANT (S)IMAN 1					
	[19] 96179243	(E)GASKET-BEARING PLATE (D)DICHTUNG,LAGER PLATTE 4 M S S S S S -EEC							(F)JOINT-PLAQUE DE ROULEMENT (S)JUNTA-PLACA DE COJINETE 1			ASBESTOS		
	96179244	4 M A A A A A &EEC							1			NON ASBESTOS		
	[20] 11041487	(E)SCREW (D)SCHRAUBE 4 M S S S S S							(F)VIS (S)TORNILLO 5			M8x28		
	[21] 11041683	(E)SCREW (D)SCHRAUBE 4 M S S S S S							(F)VIS (S)TORNILLO 5			M8x58		
	[22] 11029963	(E)SCREW (D)SCHRAUBE 4 M S S S S S							(F)VIS (S)TORNILLO 5			M7x15		
	[23] 90168610	(E)SCREW (D)SCHRAUBE 4 M S S S S S							(F)VIS (S)TORNILLO 1			M8		
	[24]	(E)SLEEVE-DETENT (D)HÜLSE,RÜCK-HALTER							(F)CHEMISE-DETENTE (S)MANGA-SEGURO					
BDY(BODY)		T/A(TRANSAXLE)							LEVEL(TRIM LEVEL)					
4 : 4 DOOR		M : MANUAL T/A A : AUTOMATIC T/A							I : GL II : GLX III : CD18 IV : CD20					

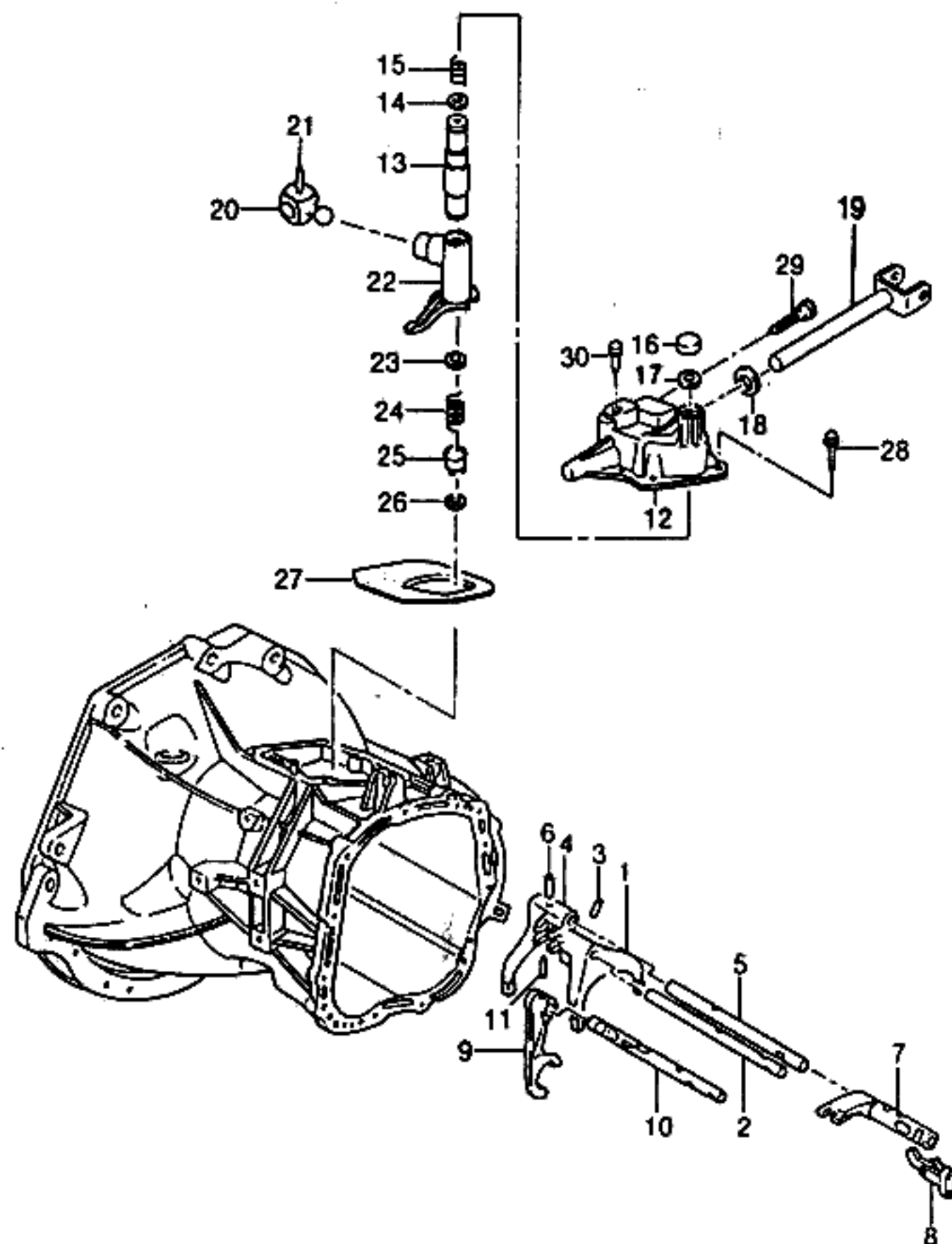


KEY NO.			PART NAME											
I T C	PART NO.	M O D E L				O P T I O N	L / R	Q T Y	E F F E C T I V E D A T E		R E M A R K S	P / C O D E		
		B D Y	T / A	L E V E L					F R O M	T O				
				I	II								III	IV
	90375062 [25] 11014033	4 M (E)NUT (D)MUTTER 4 M		S S S S				3 (F)ECROU (S)TUERCA 1						
BDY(BODY)		T/A(TRANSAXLE)					LEVEL(TRIM LEVEL)							
4 : 4 DOOR		M : MANUAL T/A A : AUTOMATIC T/A					I : GL II : GLX III : CD18 IV : CD20							

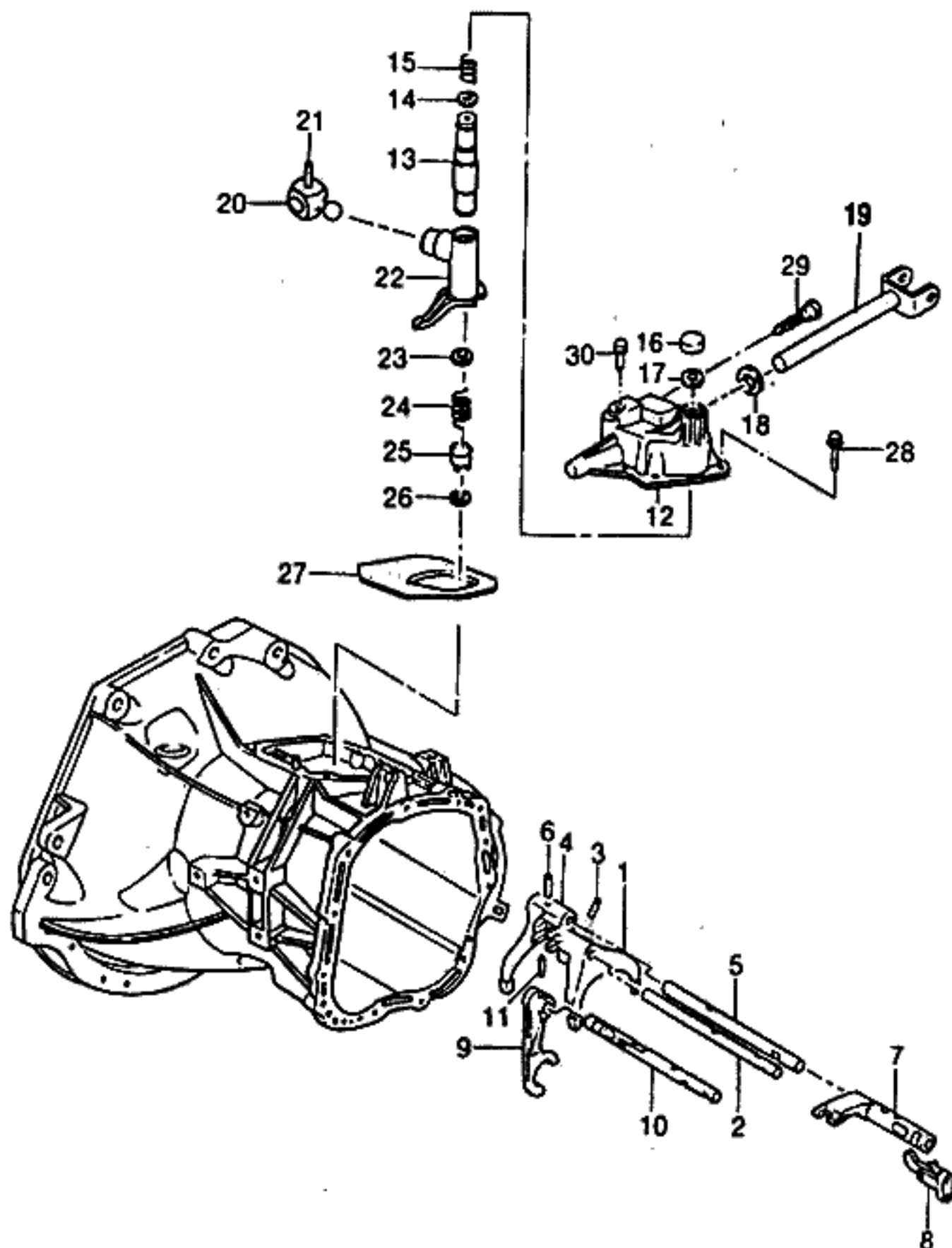


KEY NO.		PART NAME										P / CODE		
I T C	PART NO.	M O D E L				O P T I O N	L / R	Q T Y	E F F E C T I V E D A T E		R E M A R K S			
		B D Y	T / A	L E V E L					F R O M	T O				
				I	II								III	IV
	[01]	(E)FORK-1ST & 2ND GEARSHIFT (D)GABEL,GANGSCHALTUNG,GLEI	(F)FOURCHETTE (S)HORQUILLA-DESLIZADOR											
	90344077	4 M S S S S	1						941231					
	O 96180849	4 M S S S S	1						950101					
	[02]	(E)ROD-1ST & 2ND GEARSHIFT (D)STRABE,1.&2.GANGSCHALTUN	(F)ROUTE (S)VIA-PALANCA DE CAMBIOS											
	90375059	4 M S S S S	1											
	[03]	(E)PIN-COILED (D)STIFT,GEWICKELT	(F)BROCHE-BOUDIN (S)PASADOR-ENROSCADO											
	11054212	4 M S S S S	1							5x26				
	[04]	(E)FORK-3RD & 4TH GEARSHIFT (D)GABEL,GANGSCHALTUNG,GLEI	(F)FOURCHETTE (S)HORQUILLA-DESLIZADOR											
	90184831	4 M S S S S	1						941231					
	O 96180851	4 M S S S S	1						950101					
	[05]	(E)ROD-3RD & 4TH GEARSHIFT (D)STRABE,3.&4.GANGSCHALTUN	(F)ROUTE (S)VIA-PALANCA DE CAMBIOS											
	90375060	4 M S S S S	1											
	[06]	(E)PIN-COILED (D)STIFT,GEWICKELT	(F)BROCHE-BOUDIN (S)PASADOR-ENROSCADO											
	11054212	4 M S S S S	1							5x26				
	[07]	(E)PIECE-5TH SPEED ENGAGING (D)TEIL,BETÄTIGUNGS	(F)PIECE-ENGAGEMENT (S)PIEZA-ENGRANAR											
	90375041	4 M S S S S	1											
	[08]	(E)PAWL-GEARSHIFT ROD (D)SPERRHACKEN	(F)CLIQUET (S)RETEN											
	90142154	4 M S S S S	1											
	[09]	(E)FORK-REVERSE GEARSHIFT (D)GABEL,KUPPLUNG LÖSUNG	(F)FOURCHETTE (S)HORQUILLA-LIBERACION											
	90199518	4 M S S S S	1						941231					
	O 96180853	4 M S S S S	1						950101					
	[10]	(E)ROD-REVERSE GEARSHIFT (D)STAB	(F)TRINGLE (S)VARILLA-PALANCA DE CAMBIO											
	90334195	4 M S S S S	1											

BDY(BODY)	T/A(TRANSAXLE)	LEVEL(TRIM LEVEL)
4 : 4 DOOR	M : MANUAL T/A A : AUTOMATIC T/A	I : GL II : GLX III : CD18 IV : CD20

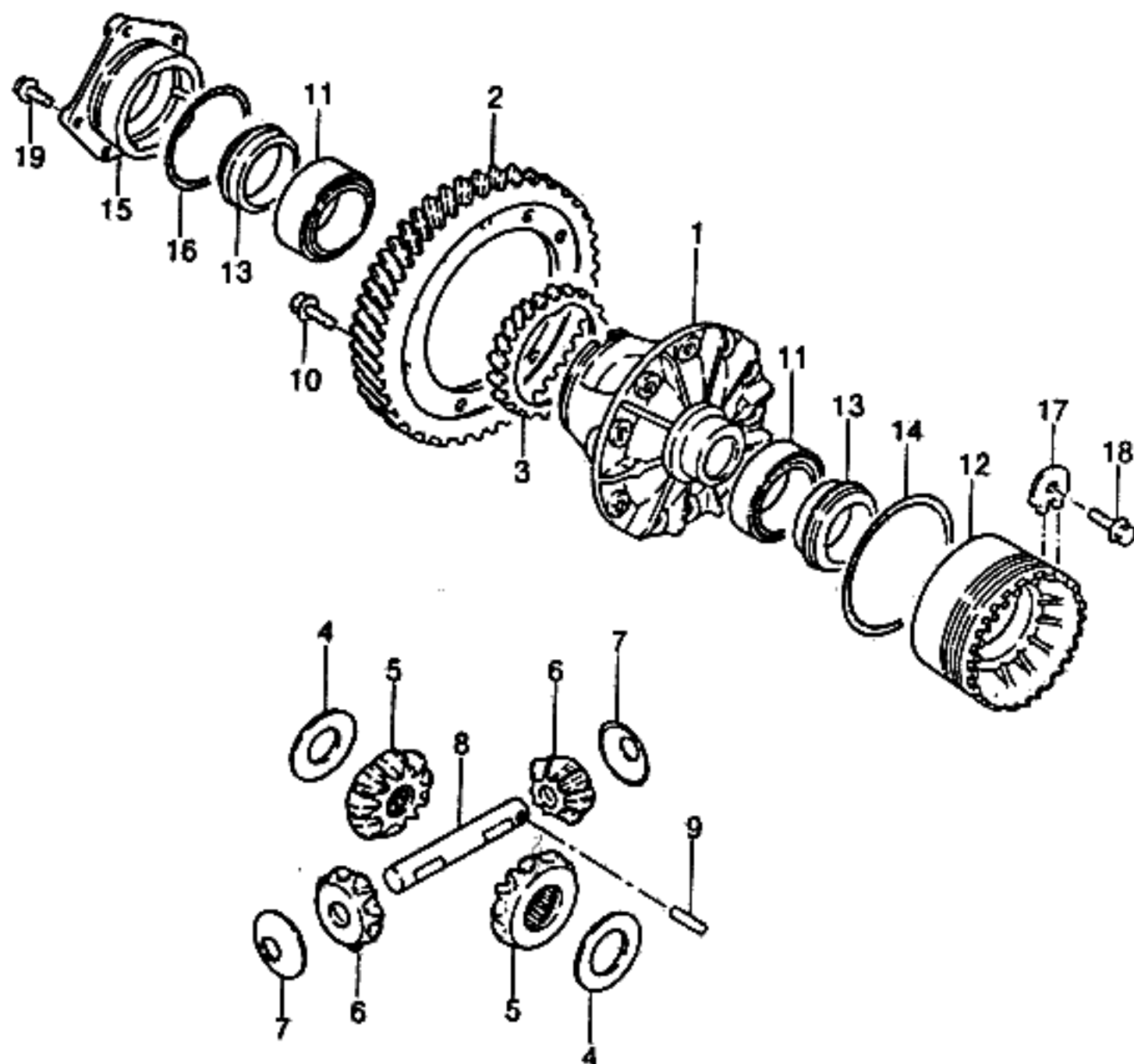


KEY NO.		PART NAME											P / CODE
I T C	PART NO.	M O D E L				OPTION	L / R	Q T Y	EFFECTIVE DATE		REMARKS		
		B D Y	T / A	LEVEL					FROM	TO			
				I	II							III	
	[11]	(E)PIN-COILED (D)STIFT,GEWICKELT						(F)BROCHE-BOUDIN (S)PASADOR-ENROSCADO					
	11054212	4 M S S S S S						1			5x26		
	[12]	(E)COVER A-GEARSHIFT (D)DECKEL,GANGSCHALTUNG						(F)COUVERTURE (S)CUBIERTA					
	90374314	4 M S S S S S						1			INCL #13~18		
	[13]	(E)BOLT-GUIDE (D)SCHRAUBE,FÜHRUNG						(F)BOULON-GUIDE (S)PERNO-GUIA					
	90142118	4 M S S S S S						1					
	[14]	(E)WASHER (D)DICHTUNGSRING						(F)RONDELLE (S)ARANDELA					
	90344581	4 M S S S S S						1					
	[15]	(E)SPRING-COMPRESSION (D)FEDERUNG,VERDICHUNG						(F)RESSORT-COMPRESSION (S)RESORTE-COMPRESION					
	90334959	4 M S S S S S						1					
	[16]	(E)CAP (D)DECKEL,FÜHRUNGSSCHRAUB						(F)CHAPEAU-BOULON GUIDE (S)TAPA-PERNO DE GUIA					
	90086146	4 M S S S S S						1					
	[17]	(E)RING-RETAINING (D)RING,HALTER						(F)ANNEAU-DE RETENTION (S)ANILLO-RETENEDOR					
	90223590	4 M S S S S S						1					
	[18]	(E)RING-SHAFT SEAL (D)RING,STAB DICHTUNG						(F)ANNEAU-JOINT D'ARBRE (S)ANILLO-BROCHE DE EJE					
	90182169	4 M S S S S S						1			13x26x7		
	[19]	(E)ROD A-GEARSHIFT (D)STAB,GANGSCHALTUNG						(F)TRINGLE (S)VARILLA-PALANCA DE CAMBIO					
	90147931	4 M S S S S S						1					
	[20]	(E)FINGER-SHIFT (D)FINGER,SCHALTUNG						(F)DOIGT-CHANGEMENT (S)DEDO-CAMBIOS					
	90157060	4 M S S S S S						1					
	[21]	(E)PIN-COILED (D)STIFT,GEWICKELT						(F)BROCHE-BOUDIN (S)PASADOR-ENROSCADO					
	11054212	4 M S S S S S						1			5x26		
BDY(BODY)		T/A(TRANSAXLE)						LEVEL(TRIM LEVEL)					
4 : 4 DOOR		M : MANUAL T/A A : AUTOMATIC T/A						I : GL II : GLX III : CD18 IV : CD20					

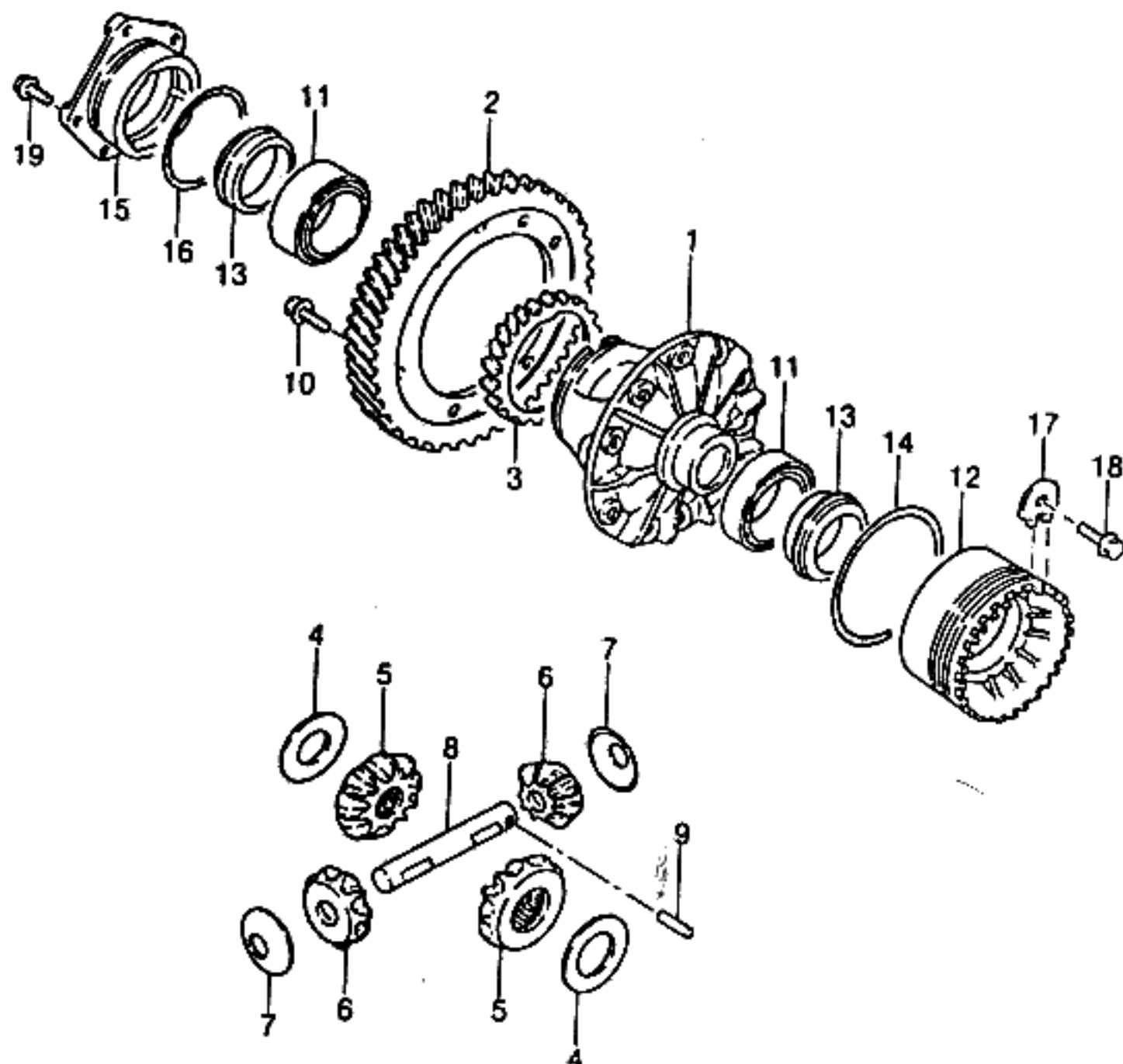


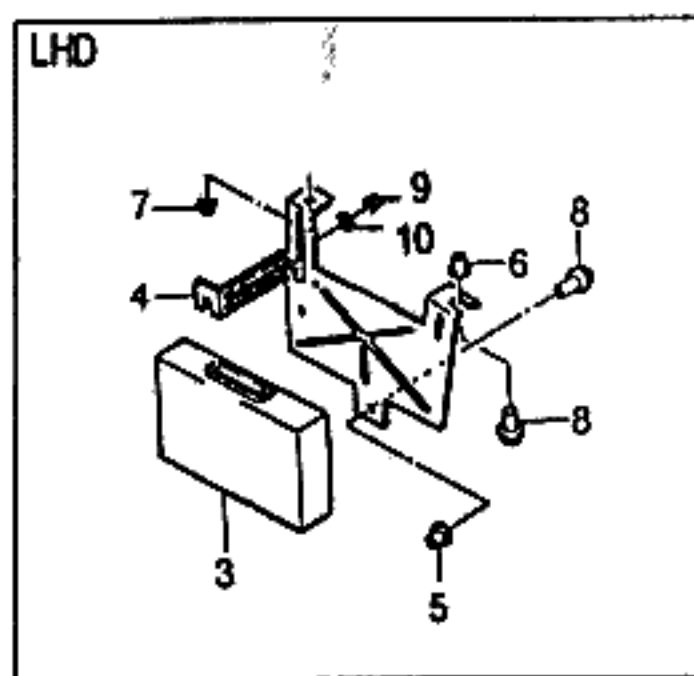
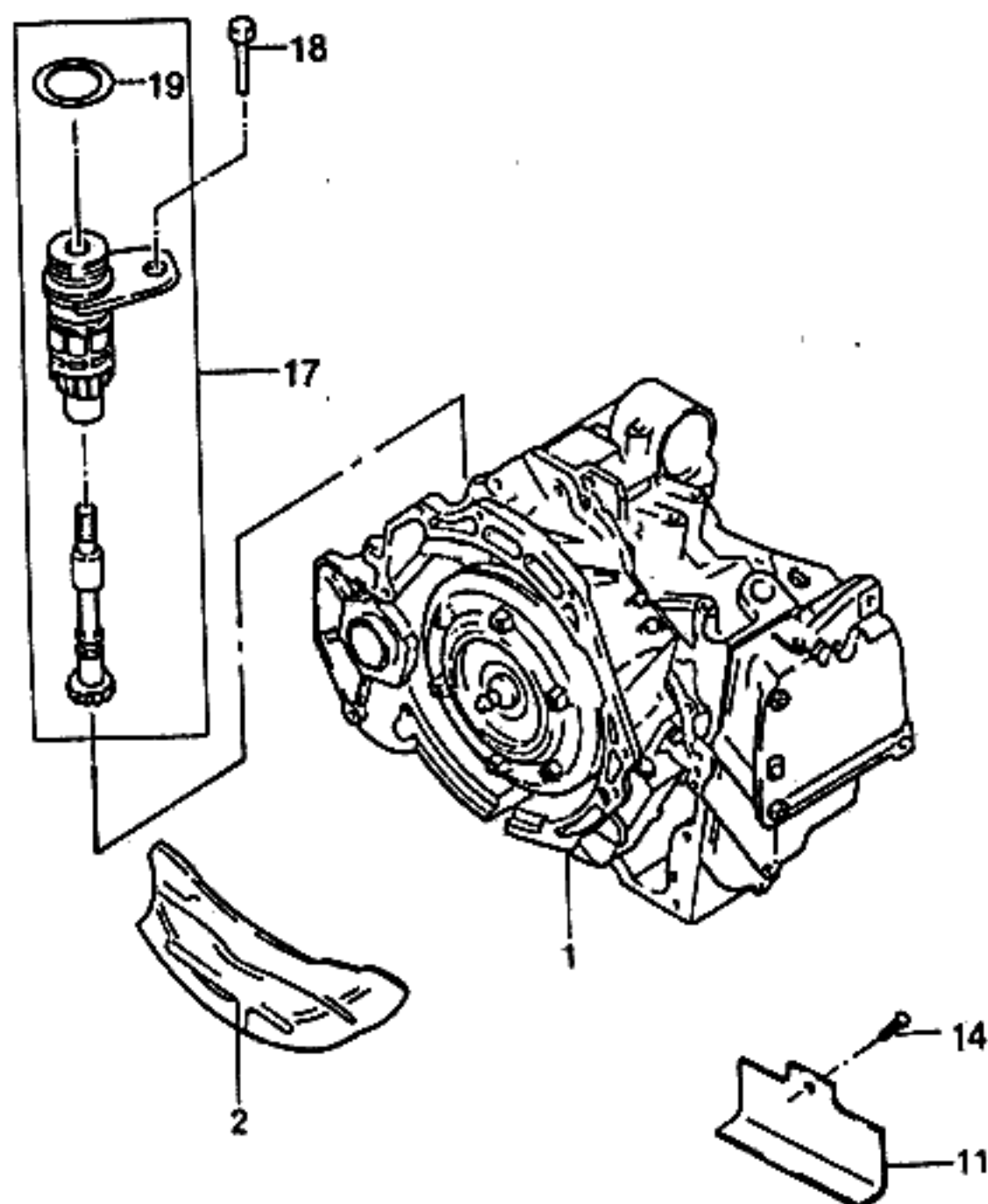
KEY NO.		PART NAME												
I T C	PART NO.	MODEL				OPTION	L / R	Q T Y	EFFECTIVE DATE		REMARKS	P / C O D E		
		B D Y	T / A	LEVEL					FROM	TO				
				I	II								III	IV
	[22]	(E)LEVER-GEARSHIFT INTER (D)HEBEL,GANGSCHALTUNG						(F)LEVIER (S)PALANCA						
	90344631	4 M S S S S						1						
	[23]	(E)PLATE-GUARD (D)PLATTE,SCHUTZ						(F)PLAQUE-GARDE (S)PLACA-GUARDIA						
	90142132	4 M S S S S						1						
	[24]	(E)SPRING-COMPRESSION (D)FEDERUNG,VERDICHUNG						(F)RESSORT-COMPRESSION (S)RESORTE-COMPRESION						
	90170121	4 M S S S S						1						
	[25]	(E)BUSHING-GEAR SHIFT COVER (D)LAGERFUTTER						(F)MANCHON (S)BUJE						
	90223591	4 M S S S S						1						
	[26]	(E)RING-RETAINING (D)RING,HALTER						(F)ANNEAU-DE RETENTION (S)ANILLO-RETENEDOR						
	90223590	4 M S S S S						1						
	[27]	(E)GASKET-GEARSHIFT COVER (D)DICHTUNG						(F)JOINT (S)JUNTA						
	96179247	4 M S S S S -EEC						1			ASBESTOS			
	96179248	4 M A A A A &EEC						1			NON ASBESTOS			
	[28]	(E)SCREW (D)SCHRAUBE						(F)VIS (S)TORNILLO						
	11080302	4 M S S S S						1			M7x20			
	[29]	(E)PLUG-GEARSHIFT COVER (D)STÖPSEL						(F)BOUCHON (S)TAPON						
	96180917	4 M S S S S						1						
	[30]	(E)PLUG-OIL FILLER (D)STÖPSEL,ÖL ZUFUHR						(F)BOUCHON (S)TAPON-LLENAR ACEITE						
	90086885	4 M S S S S						1						

BDY(BODY)	T/A(TRANSAXLE)	LEVEL(TRIM LEVEL)
4 : 4 DOOR	M : MANUAL T/A A : AUTOMATIC T/A	I : GL II : GLX III : CD18 IV : CD20

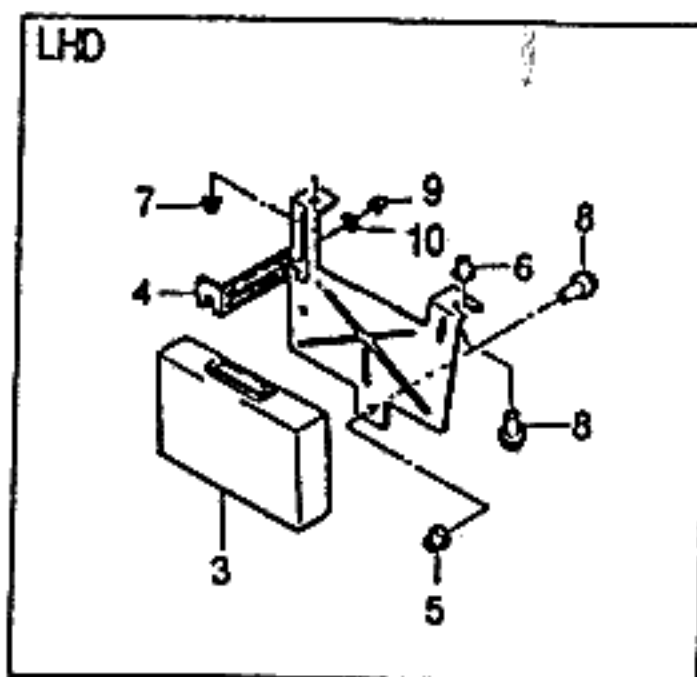


KEY NO.		PART NAME										
I T C	PART NO.	M O D E L				O P T I O N	L / R	Q T Y	EFFECTIVE DATE		R E M A R K S	P / C O D E
		B D Y	T / A	L E V E L					F R O M	T O		
				I	II							
	[01] 96169394	(E)HOUSING-DIFFERENTIAL GEAR (D)GEHÄUSE 4 M S S S S S						(F)LOGEMENT (S)CARCASA 1				
	[02] 90279878 90125309	(E)GEAR-DIFFERENTIAL HELICAL (D)AUSGLEICHSGETRIEBE 4 M S S S A 4 M - - - S						(F)ENGRENAGE-HELICOIDAL (S)ENGRANAJE-HELICAL 1 1			RATIO=4.19 RATIO=3.94	
	[03] 90125064	(E)GEAR-DRIVEN WORM (D)GETRIEBE 4 M S S S S S						(F)ENGRENAGE (S)ENGRANAJE 1				
	[04] 14040531	(E)WASHER-SIDE GEAR THRUST (D)DICHTUNGSRING 4 M S S S S S						(F)RONDELLE (S)ARANDELA 2				
	[05] 90236436	(E)GEAR-AXLE SHAFT BEVEL (D)GETRIEBE,ABSCHRÄGUNG 4 M S S S S S						(F)ENGRENAGE (S)ENGRANAJE-BISEL 2				
	[06] 00463060	(E)GEAR-DIFFERENTIAL BEVEL (D)GETRIEBE,ABSCHRÄGUNG 4 M S S S S S						(F)ENGRENAGE-CONIQUE (S)ENGRANAJE-BISEL 2				
	[07] 00463061	(E)DISC-BEVEL GEAR (D)SCHEIBE,KEGELRADGETRIEBE 4 M S S S S S						(F)DISQUE-ENGRENAGE BISEAUTE (S)DISCO-ENGRANAJE BISEL 2				
	[08] 90372053	(E)SHAFT-DIFFERENTIAL GEAR (D)SPINDEL,AUSGLEICHSGETRIEB 4 M S S S S S						(F)ARBRE (S)EJE-ENGRANAJE DIFERENCIAL 1				
	[09] 96169094	(E)PIN-DIFFERENTIAL SPRING (D)STIFT,AUSGLEICHSGETRIEBE 4 M S S S S S						(F)BROCHE (S)PASADOR 1				
	[10] 90236438	(E)SCREW (D)SCHRAUBE 4 M S S S S S						(F)VIS (S)TORNILLO 10				
	[11] 96108125	(E)BEARING-TAPERED ROLLER (D)ROLLENLAGER,ZUGESPITZT 4 M S S S S S						(F)ROULEMENT-ROULEAU FUSELE (S)COJINETE-RODILLO REDUCIDO 2				
BDY(BODY)		T/A(TRANSAXLE)						LEVEL(TRIM LEVEL)				
4 : 4 DOOR		M : MANUAL T/A A : AUTOMATIC T/A						I : GL II : GLX III : CD18 IV : CD20				

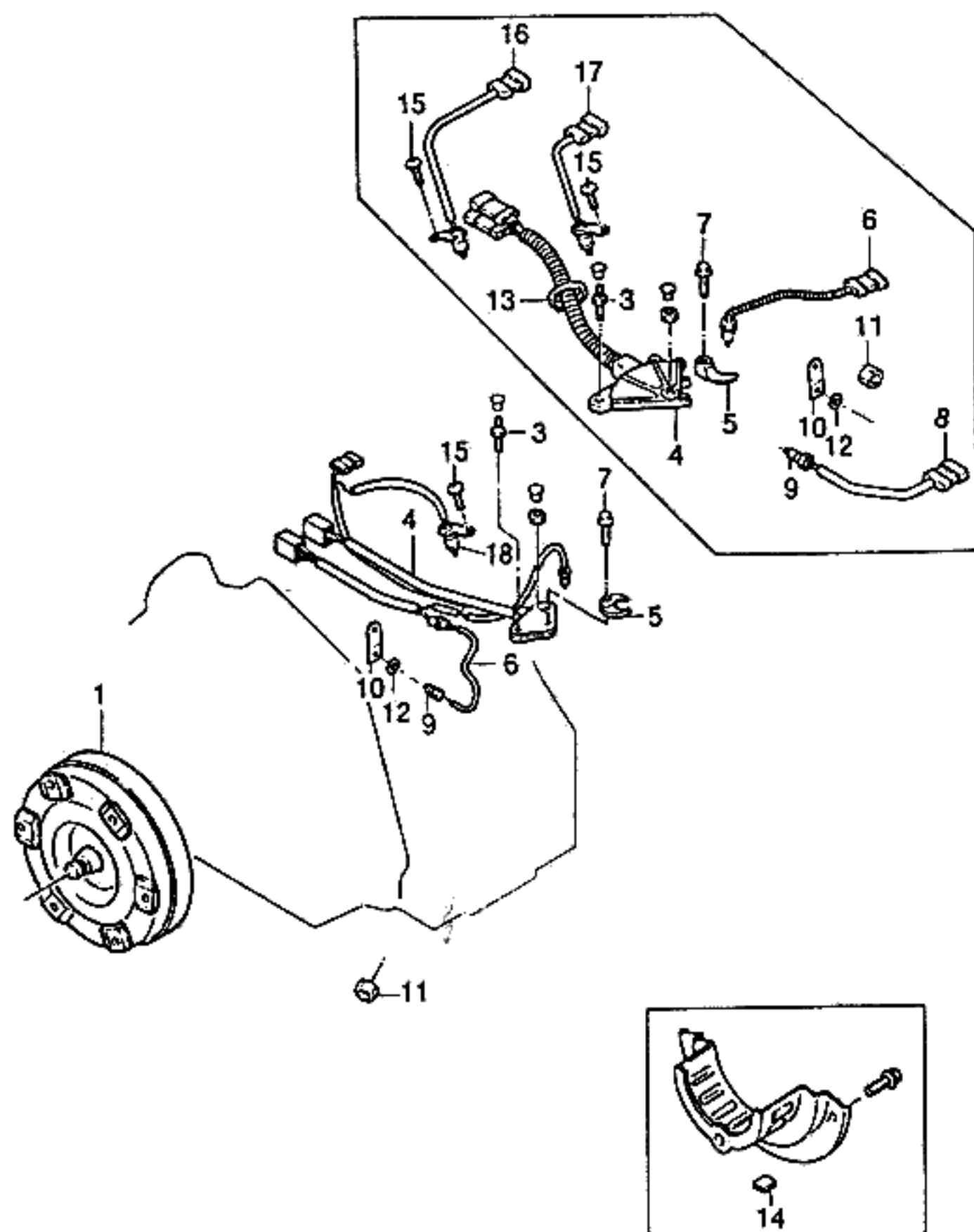
[illegible]



KEY NO.		PART NAME													
I T C	PART NO.	M O D E L						O P T I O N	L / R	Q T Y	E F F E C T I V E D A T E		R E M A R K S	P / C O D E	
		B D Y	T / A	L E V E L							F R O M	T O			
				I	II	III	IV								
	[01]	(E)TRANSAXLE A-AUTOMATIC (D)ANTRIEB,AUTOMATISCH									(F)TRANSMISSION-AUTOMATIQUE (S)EJE TRANSVERSAL				
	96114905	4	A	A	A	-	-	&SH7	1		930330	RATIO=2.65			
N	96160085	4	A	A	A	-	-	&SH7	1	930401		RATIO=2.65			
	96210136	4	A	O	O	-	-	&SH6	1	941207		RATIO=2.65	KF		
	96167579	4	A	-	-	A	A	&SH7	1			RATIO=2.86			
	96210137	4	A	-	-	O	A	&SH6	1	941207		RATIO=2.86	KG		
	96111007	4	A	-	-	-	A	&SH7	1			RATIO=2.44			
	96210138	4	A	-	-	-	O	&SH6	1	941207		RATIO=2.44	KC		
	[02]	(E)COVER-TRANSAXLE CASE (D)DECKEL,ANTRIEB KASTEN									(F)CARTER (S)CUBIERTA				
	96079170	4	A	O	O	-	-		1						
	90305258	4	A	-	-	O	O		1						
	[03]	(E)MODULE A-TIM CONTROL (D)MODUL,TRIEB-STEUERUNG									(F)MODULE-CONTROLE ATM (S)MODULO-CONTROL ATM				
	96115265	4	A	O	O	-	-		1		930330				
N	96160086	4	A	O	O	-	-		1	930401			DF		
	96167580	4	A	-	-	O	A		1				DG		
	96111009	4	A	-	-	-	O		1				DC		
	[04]	(E)BRACKET-TCM (D)TRÄGER									(F)SUPPORT-TCM (S)SOPORTE-TCM				
	96121508-A	4	A	O	O	O	O		1						
	[05]	(E)NUT (D)MÜTTER									(F)ECROU (S)TUERCA				
	11076991	4	A	O	O	O	O		3			M5x15			
	[06]	(E)SPACER (D)DISTANZSTÜCK									(F)ENTRETOISE (S)ESPACIADOR				
	90307082	4	A	O	O	O	O		2						
	[07]	(E)NUT-SPECIAL (D)MÜTTER,SPEZIAL									(F)ECROU-SPECIAL (S)TUERCA-ESPECIAL				
	90307083	4	A	O	O	O	O		2						
	[08]	(E)NUT-SPECIAL (D)MÜTTER,SPEZIAL									(F)ECROU-SPECIAL (S)TUERCA-ESPECIAL				
BDY(BODY)		T/A(TRANSAXLE)						LEVEL(TRIM LEVEL)							
4 : 4 DOOR		M : MANUAL T/A A : AUTOMATIC T/A						I : GL II : GLX III : CD18 IV : CD20							

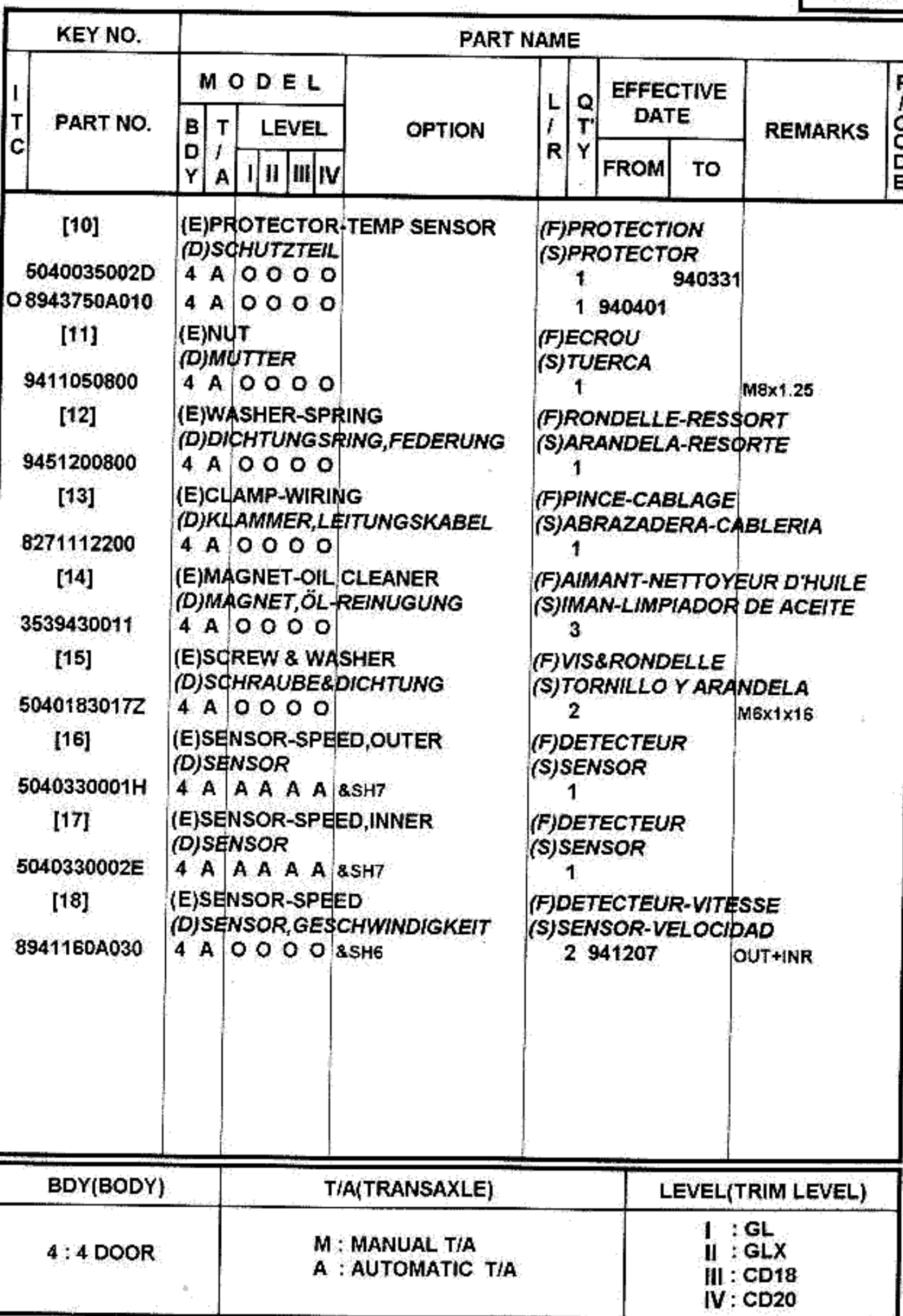


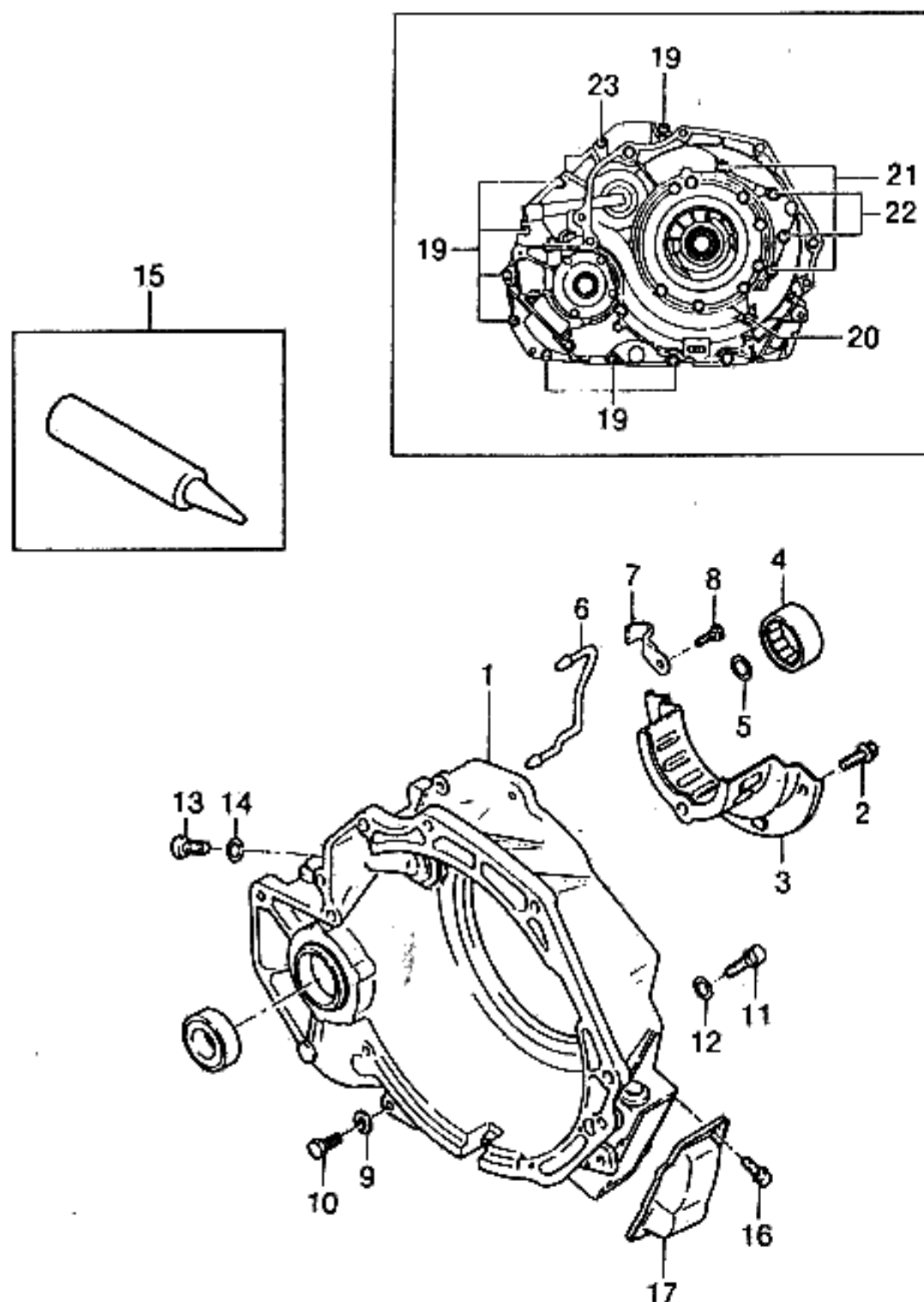
KEY NO.		PART NAME												
I T C	PART NO.	M O D E L				O P T I O N	L / R	Q T Y	E F F E C T I V E D A T E		R E M A R K S	P / C O D E		
		B D Y	T / A	L E V E L					F R O M	T O				
				I	II								III	IV
	90287467 [09]	4	A	0	0	0	0		2					
		(E)NUT							(F)ECROU					
	11076991 [10]	(D)MUTTER							(S)TUERCA					
		4	A	0	0	0	0		3		M5x15			
		(E)WASHER-PLAIN							(F)RONDELLE-ORDINAIRE					
	06653190 [11]	(D)DICHTUNGSRING,EINFACH							(S)ARANDELA-CORRIENTE					
		4	A	0	0	0	0		1		4.5			
		(E)PROTECT-CONNECTOR							(F)PROTECTION-CONNECTEUR					
	96164872 [14]	(D)SCHUTZTEIL,VERBINDUNG							(S)PROTECTOR-CONECTOR					
		4	A	0	0	0	0		1					
		(E)SCREW							(F)VIS					
	90344804 [17]	(D)SCHRAUBE							(S)TORNILLO					
		4	A	0	0	0	0		3		M7x12			
		(E)GEAR-DRIVEN WORM							(F)ENGRENAGE					
	724412	(D)GETRIEBE							(S)ENGRANAJE					
	90375764 [18]	4	A	0	0	0	0		1		950620			
		(E)SCREW-HEX HEAD							1		950621			
		(D)SCHRAUBE							(F)VIS					
	11089151 [19]	4	A	0	0	0	0		1					
		(E)O RING							(S)TORNILLO					
		(D)O RING							1					
	02887067	4	A	0	0	0	0							
									(F)JOINT TORIQUE					
									(S)ANILLO EN O					
									1					
BDY(BODY)		T/A(TRANSAXLE)						LEVEL(TRIM LEVEL)						
4 : 4 DOOR		M : MANUAL T/A A : AUTOMATIC T/A						I : GL II : GLX III : CD18 IV : CD20						



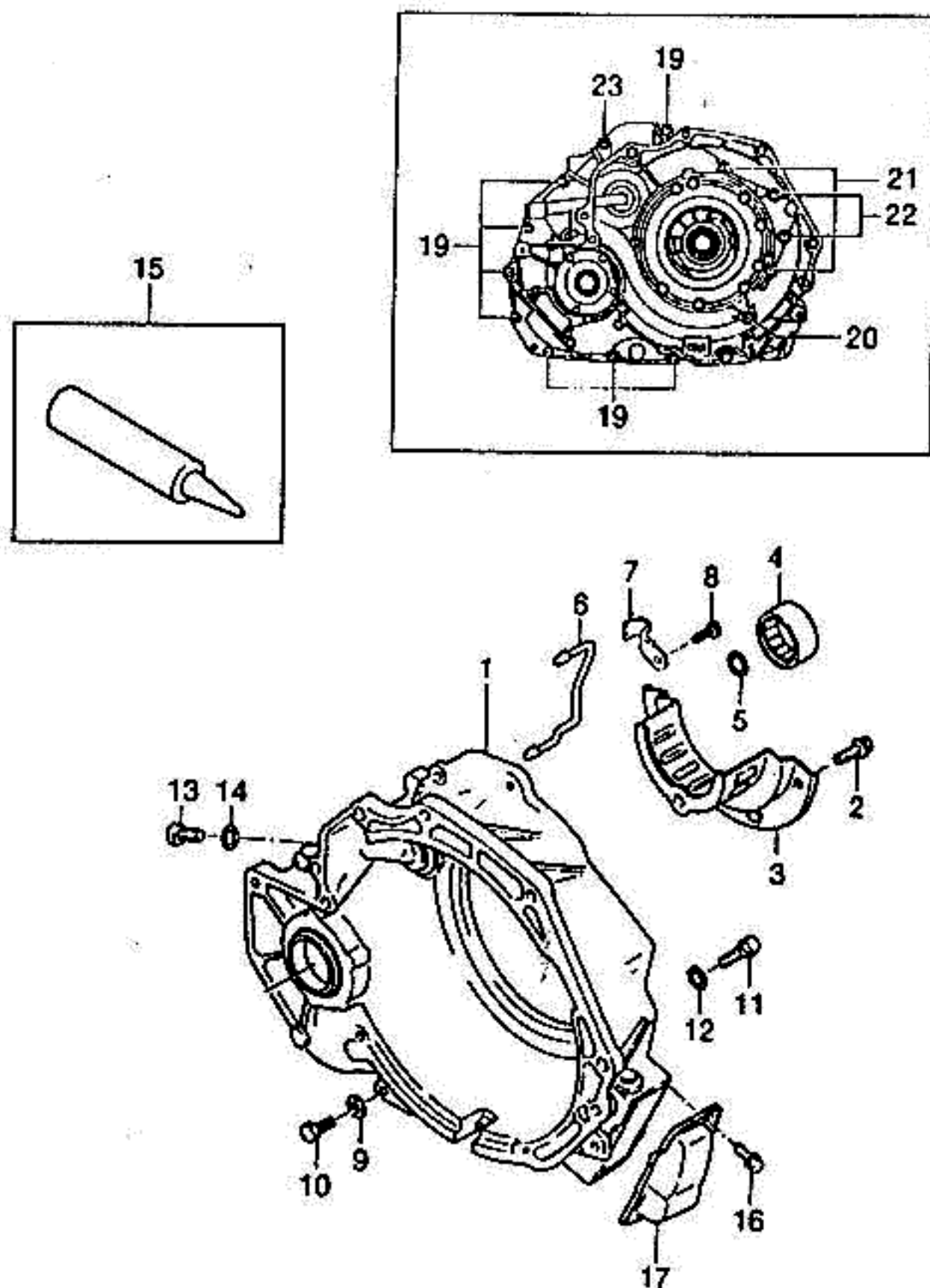
KEY NO.		PART NAME										
I T C	PART NO.	MODEL				OPTION	L / R	Q T Y	EFFECTIVE DATE		REMARKS	P / C O D E
		B D Y	T / A	LEVEL					FROM	TO		
				I	II							
	[01]	(E)CONVERTER A-TORQUE (D)DREHMOMENT-UMFORMER						(F)CONVERTISSEUR (S)CONVERTIDOR-TORSION				
	5040511003F	4	A	O	O	-	-	1	930331			
	N 3200041A010	4	A	O	O	-	-	1	930401		280K	
	5040511002J	4	A	-	-	O	O	1			250K	
	[03]	(E)BOLT & WASHER (D)SCHRAUBE&MUTTER						(F)BOULON&RONDELLE (S)PERNO Y ARANDELA				
	5040183018W	4	A	O	O	O	O	1			M8x1.25x22	
	[04]	(E)SWITCH A-NEUTRAL START (D)SCHALTER,LEERLAUF ANLAß						(F)COMMUTATEUR (S)INTERRUPTOR				
	5040320003F	4	A	A	A	A	A	&SH7	1	931130		
	O 8454050A020	4	A	A	A	A	A	&SH7	1	931201		
	8454050A040	4	A	O	O	O	O	&SH6	1	941207		
	[05]	(E)PLATE-KEEP (D)PLATTE						(F)PLAQUE (S)PLACA				
	5040014009H	4	A	O	O	O	O		1	931130		
	O 5040514003A	4	A	O	O	O	O		1	931201	TC CR FROM 'N'	
	[06]	(E)WIRE-SOLENOID (D)VERDRAHTUNG,SOLENOID						(F)CABLE-SOLENOIDE (S)ALAMBRE-SELENOIDE				
	5040640001M	4	A	A	A	A	A	&SH7	1	940430		
	O 5040640002J	4	A	A	A	A	A	&SH7	1	940501		
	8212550A030	4	A	O	O	O	O	&SH6	1	941207		
	[07]	(E)BOLT & WASHER (D)SCHRAUBE&MUTTER						(F)BOULON&RONDELLE (S)PERNO Y ARANDELA				
	9161140814			O	O	O	O		1	931130	M8x1.25x14	
	N 5040183025H	4	A	O	O	O	O		1	931201	M8x1.25x22	
	[08]	(E)SENSOR-TEMPERATURE (D)SENSOR,TEMPERATUR						(F)DETECTEUR-TEMPERATURE (S)SENSOR-TEMPERATURA				
	5040352001M	4	A	A	A	A	A	&SH7	1			
	8942950A020	4	A	O	O	O	O	&SH6	1	941207		
	[09]	(E)O RING (D)O RING						(F)JOINT TORIQUE (S)ANILLO EN O				
	9030111006	4	A	O	O	O	O		1		11.68x1.98	

BDY(BODY)	T/A(TRANSAXLE)	LEVEL(TRIM LEVEL)
4 : 4 DOOR	M : MANUAL T/A A : AUTOMATIC T/A	I : GL II : GLX III : CD18 IV : CD20

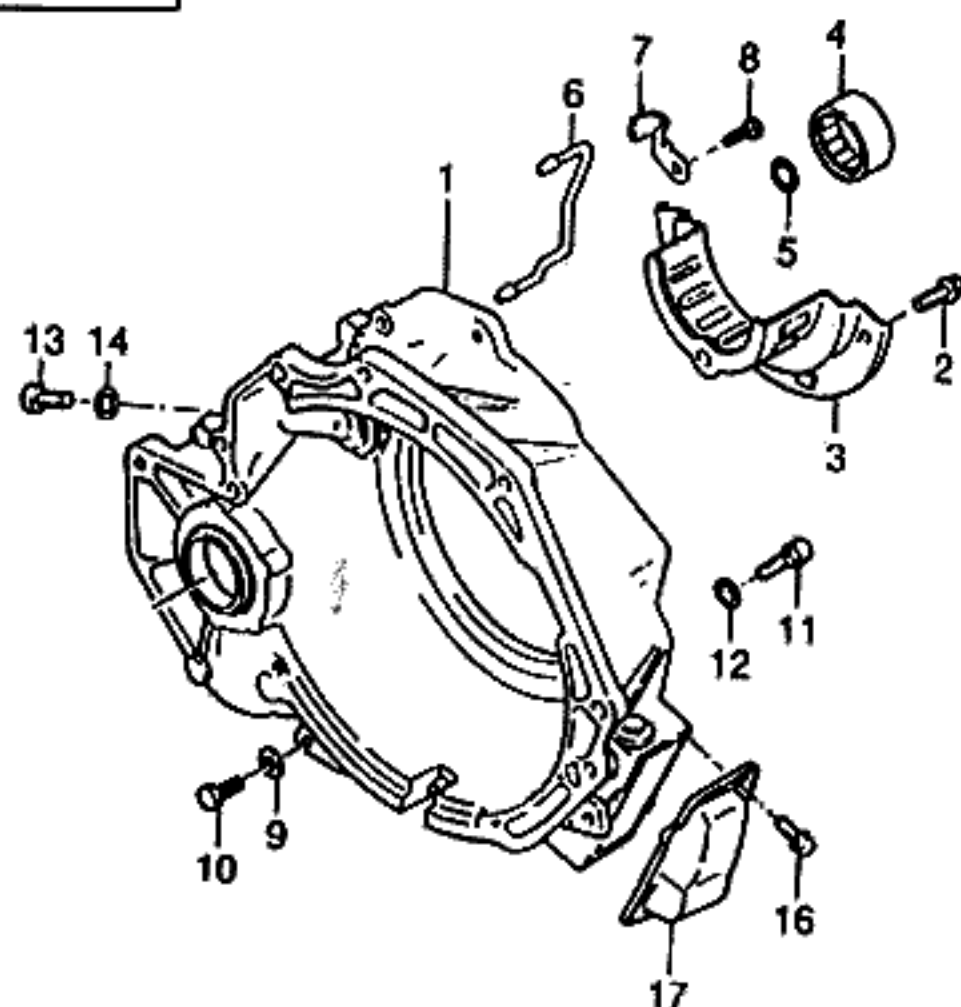
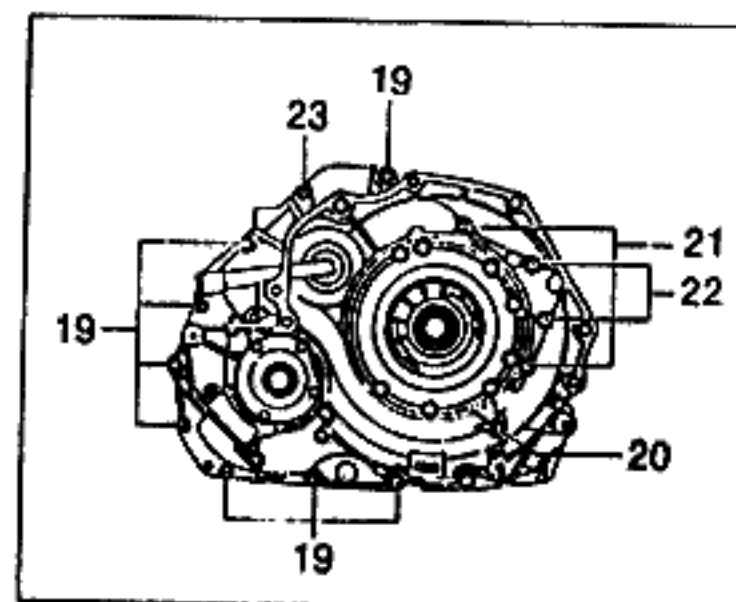
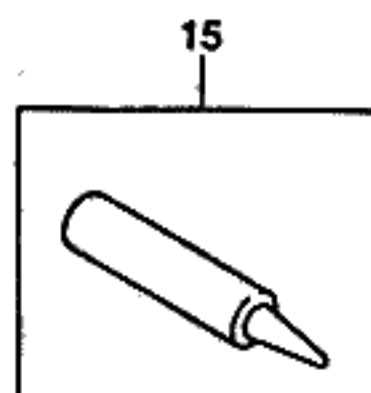




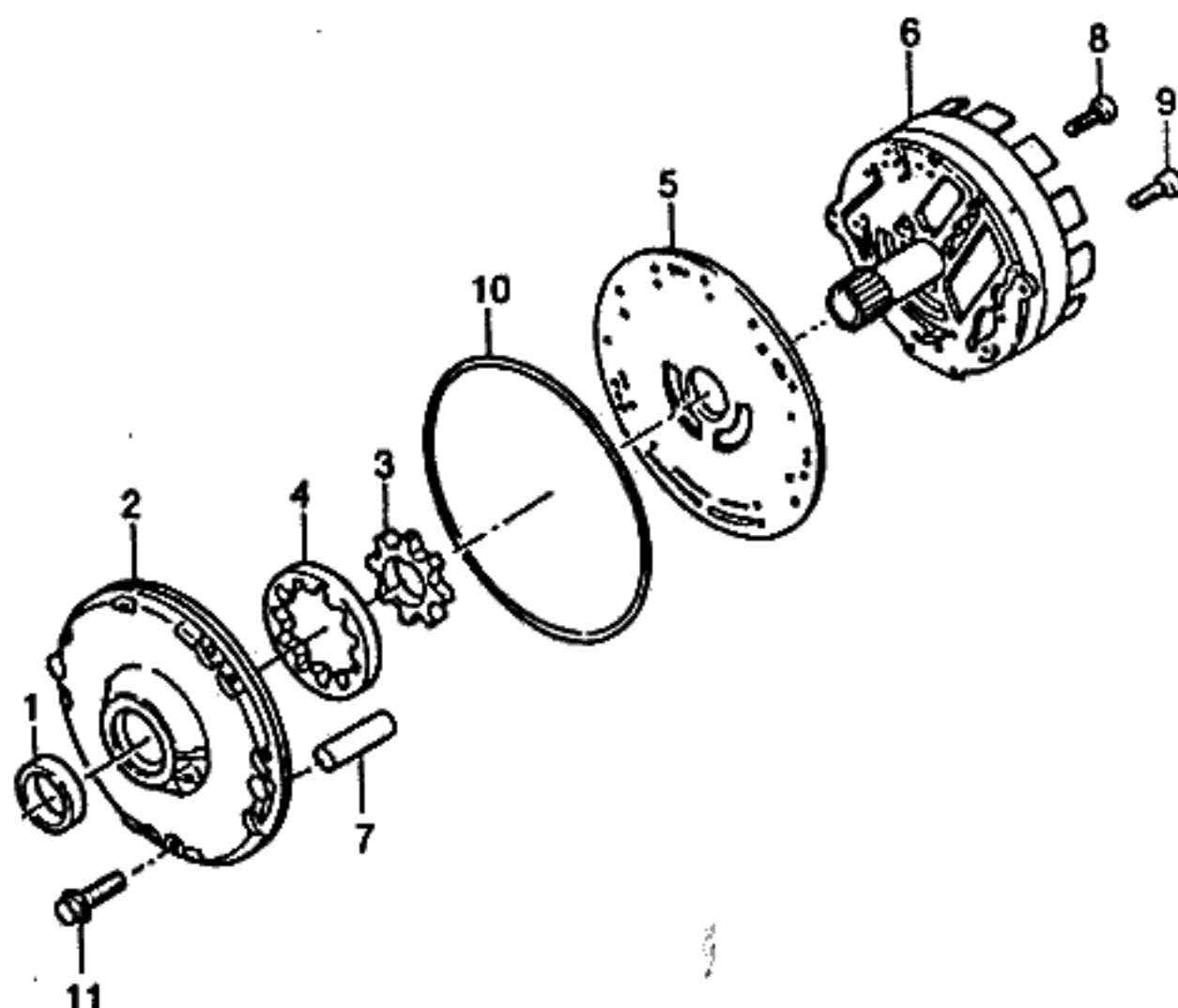
KEY NO.		PART NAME												
I T C	PART NO.	M O D E L				OPTION	L / R	Q T Y	EFFECTIVE DATE		REMARKS	P / C O D E		
		B D Y	T / A	LEVEL					FROM	TO				
				I	II								III	IV
	[01]	(E)HOUSING-TRANSAXLE (D)GEHÄUSE,ANTRIEB							(F)LOGEMENT-TRANSMISSION (S)CARCASA-EJE					
	5040212001K	4	A	O	O	O	O		1	930331				
	N3511150A040	4	A	O	O	O	O		1	930401 931231				
	O3511150A041	4	A	O	O	-	-		1	940101 950919				
	N3511150A043	4	A	O	O	-	-		1	950920				
	3511150A041	4	A	-	-	O	-		1	940101 950827				
	N3511150A043	4	A	-	-	O	-		1	950828				
	3511150A041	4	A	-	-	-	O		1	940101 950807				
	N3511150A043	4	A	-	-	-	O		1	950808				
	[02]	(E)BOLT-FLANGE (D)SCHRAUBE,FLANSCH							(F)BOULON-AILETTE (S)PERNO-PESTAÑA					
	3080183002W	4	A	O	O	O	O		3	M6x1.0x12				
	[03]	(E)PLATE-OIL RESERVOIR (D)PLATTE,ÖL-BEHÄLTER							(F)PLAQUE-RESERVOIR D'HUILE (S)PLACA-RESERVA DE ACEITE					
	5040014001J	4	A	O	O	O	O		1					
	[04]	(E)BEARING-ROLLER (D)ROLLENLAGER							(F)ROULEMENT-ROULEAU (S)COJINETE-RUEDECILLA					
	5040132001G	4	A	O	O	O	O		1					
	[05]	(E)RING-SEAL (D)RING,DICHTUNG							(F)ANNEAU-JOINT (S)ANILLO-SELLO					
	1040016001T	4	A	O	O	O	O		1					
	[06]	(E)TUBE-DIFFERENTIAL BEARING (D)ROHRLEITUNG							(F)TUYAU (S)TUBO					
	5040034001A	4	A	O	O	O	O		1					
	[07]	(E)CLAMP-TUBE (D)KLAMMER,SCHLAUCH							(F)PINCE-TUBE (S)ABRAZADERA-TUBO					
	5040056001E	4	A	O	O	O	O		1					
	[08]	(E)BOLT & WASHER (D)SCHRAUBE&MUTTER							(F)BOULON&RONDELLE (S)PERNO Y ARANDELA					
	9161140612	4	A	O	O	O	O		1	M6x1.0x12				
	[09]	(E)GASKET (D)DICHTUNG							(F)JOINT (S)JUNTA					
BDY(BODY)		T/A(TRANSAXLE)						LEVEL(TRIM LEVEL)						
4 : 4 DOOR		M : MANUAL T/A A : AUTOMATIC T/A						I : GL II : GLX III : CD18 IV : CD20						



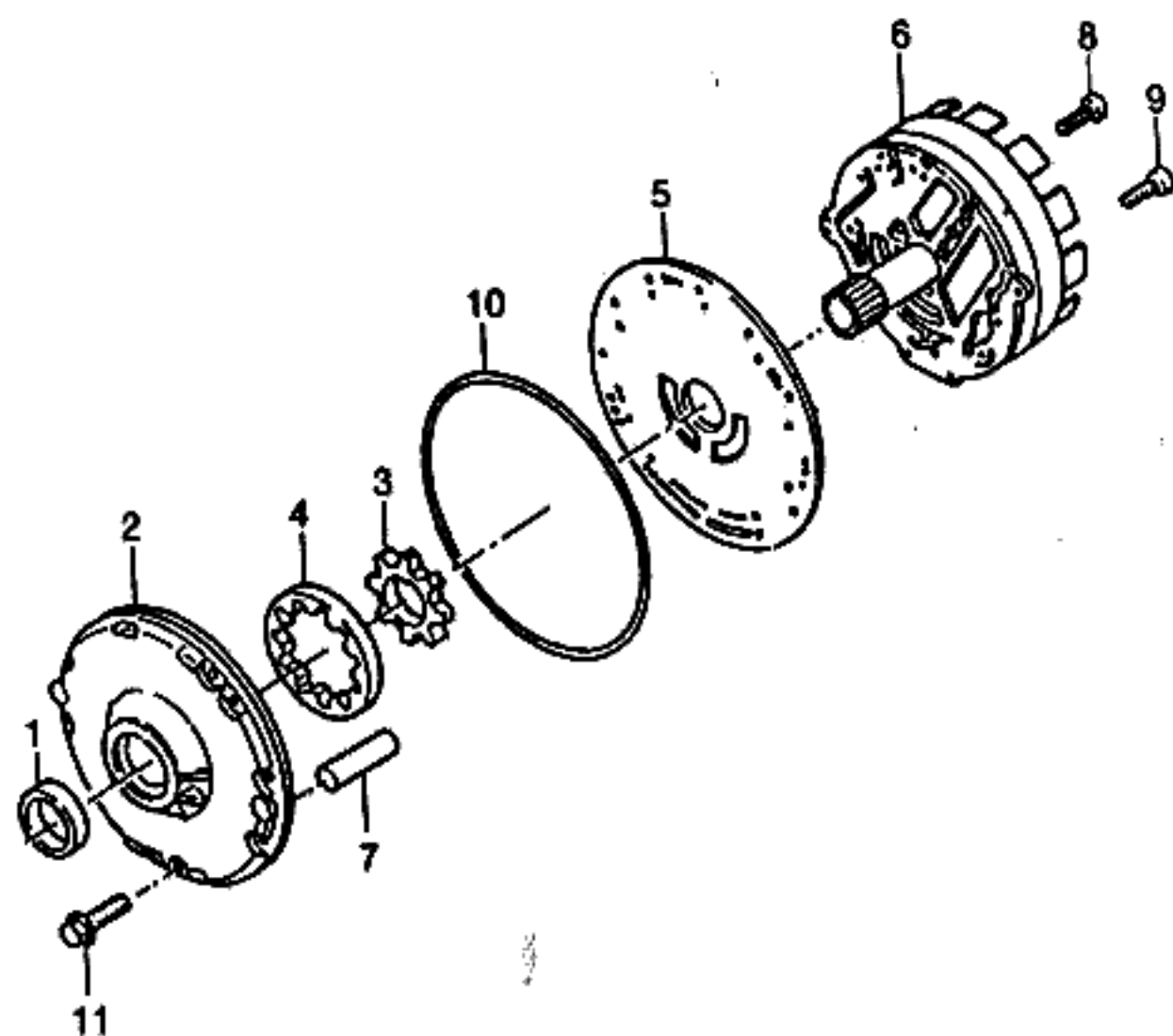
KEY NO.		PART NAME												
I T C	PART NO.	MODEL						OPTION	L / R	Q T Y	EFFECTIVE DATE		REMARKS	F / C O D E
		B D Y	T / A	LEVEL							FROM	TO		
				I	II	III	IV							
	2030045013L [10]	4	A	O	O	O	O	(E)PLUG SUB A (D)STÖPSEL, UNTER		1				
	9034118057 [11]	4	A	O	O	O	O	(E)PLUG (D)STÖPSEL		1				
	0355052005L [12]	4	A	O	O	O	O	(E)O RING (D)O RING		1	921231			
	0355141009R [13]	4	A	O	O	O	O	(E)PLUG (D)STÖPSEL		1	921231	6.07x1.78		
	1040052001Z [14]	4	A	O	O	O	O	(E)O RING (D)O RING		1				
	1040141001S [15]	4	A	O	O	O	O	(E)GASKET-OIL PAN, LIQUID (D)DICHTUNG, ÖL-PFANNE		1		15.41x2.21		
	3040045003UV O 3040045015P	4	A	O	O	O	O	(E)SCREW & WASHER (D)SCHRAUBE & DICHTUNG		1	940430			
	[16]	4	A	O	O	O	O	(E)SCREW & WASHER (D)SCHRAUBE & DICHTUNG		1	940501			
	3040683002J [17]	4	A	O	O	O	O	(E)COVER-TRANSAXLE HOUSING (D)DECKEL, ANTRIEB GEHÄUSE		4		M6x1.0x4		
	5040039001H [19]	4	A	O	O	O	O	(E)BOLT-FLANGE (D)SCHRAUBE, FLANSCH		1				
	1040183005Z [20]	4	A	O	O	O	O	(E)BOLT-FLANGE (D)SCHRAUBE, FLANSCH		8		M8x1.25x30		
	1040183007T [21]	4	A	O	O	O	O	(E)BOLT-FLANGE(W/SEAL) (D)SCHRAUBE, FLANSCH		1		M8x1.25x45		
BDY(BODY)		T/A(TRANSAXLE)								LEVEL(TRIM LEVEL)				
4 : 4 DOOR		M : MANUAL T/A A : AUTOMATIC T/A								I : GL II : GLX III : CD18 IV : CD20				



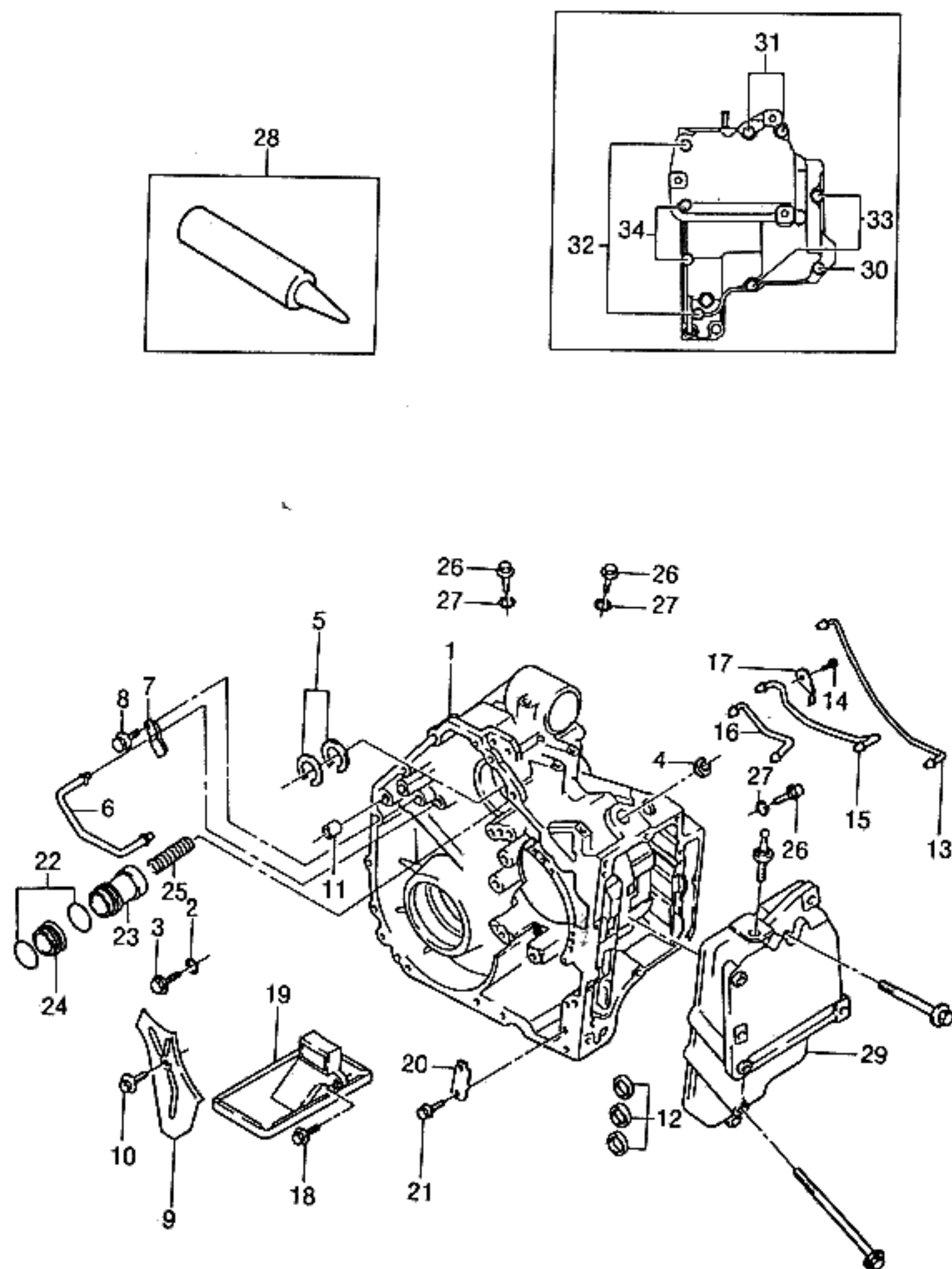
KEY NO.		PART NAME												
I T C	PART NO.	M O D E L				O P T I O N	L / R	Q T Y	E F F E C T I V E D A T E		R E M A R K S	P / C O D E		
		B D Y	T / A	L E V E L					F R O M	T O				
				I	II								III	IV
	5040183001S [22]	4	A	O	O	O	O		2		M8x1.25x30			
		(E)BOLT-FLANGE(W/SEAL) (F)BOULON-AILETTE (S)PERNO-PESTAÑA												
	5040183002N [23]	4	A	O	O	O	O		2		M8x1.25x35			
		(E)BOLT-FLANGE(W/SEAL) (F)BOULON-AILETTE (S)PERNO-PESTAÑA												
	5040183008U	4	A	O	O	O	O		2		M8x1.25x30			
		(E)BOLT-FLANGE(W/SEAL) (F)BOULON-AILETTE (S)PERNO-PESTAÑA												
BDY(BODY)		T/A(TRANSAXLE)						LEVEL(TRIM LEVEL)						
4 : 4 DOOR		M : MANUAL T/A A : AUTOMATIC T/A						I : GL II : GLX III : CD18 IV : CD20						



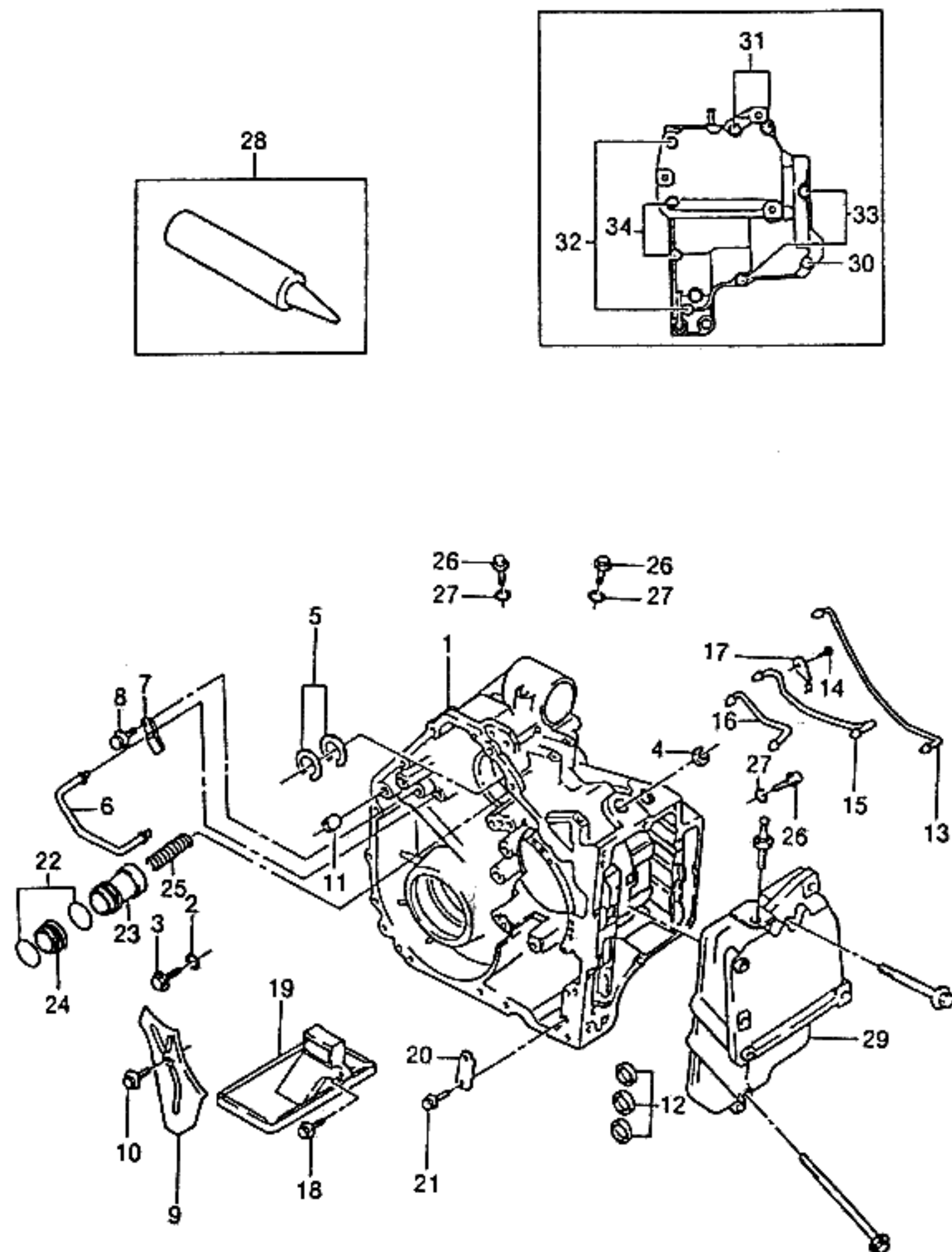
KEY NO.		PART NAME												
I T C	PART NO.	M O D E L						O P T I O N	L / R	Q T Y	E F F E C T I V E D A T E		R E M A R K S	P / C O D E
		B D Y	T / A	L E V E L							F R O M	T O		
				I	II	III	IV							
	[01]	(E)SEAL-OIL (D)DICHTUNG,ÖL							(F)JOINT-HUILE (S)SELLO-ACEITE					
	5040044001W	4 A O O O O							1				T-TYPE	
	[02]	(E)BODY SUB A-OIL PUMP (D)UNTERKAROSSERIE,ÖLPUMPE							(F)CORPS SOUS-POMPE A HUILE (S)CARROCERIA SUB					
	5040619002F	4 A O O O O							1					
	[03]	(E)GEAR-PUMP DRIVE (D)GETRIEBE							(F)ENGRENAGE-MENE PAR POMPE (S)ENGRANAJE					
	1040101005W	4 A O O O O							1		930331			
	O 3532110A030	4 A O O O O							1		930401			
	[04]	(E)GEAR-PUMP DRIVEN (D)GETRIEBE							(F)ENGRENAGE-MENE PAR POMPE (S)ENGRANAJE					
	3080101002T	4 A O O O O							1		930331			
	O 3532210A030	4 A O O O O							1		930401			
	[05]	(E)PLATE-OIL PUMP (D)PLATTE,ÖLPUMPE							(F)PLAQUE-POMPE A HUILE (S)PLACA-BOMBA DE ACEITE					
	5040014004Z	4 A O O O O							1		930331			
	O 3531450A010	4 A O O O O							1		930401 940831			
	O 3531450A011	4 A O O O O							1		940901			
	[06]	(E)SUPPORT A-STATOR (D)TRÄGER,STATOR							(F)SUPPORT-STATOR (S)SOPORTE-ESTATOR					
	5040507004W	4 A O O - -							1					
	5040507003Z	4 A - - O O							1					
	[07]	(E)PIN-STRAIGHT (D)STIFT							(F)BROCHE (S)PASADOR					
	5040043002L	4 A O O O O							2				8x14	
	[08]	(E)SCREW & WASHER (D)SCHRAUBE&DICHTUNG							(F)VIS&RONDELLE (S)TORNILLO Y ARANDELA					
	1040183202P	4 A O O O O							13				M6x1.0x14,5	
	[09]	(E)SCREW & WASHER (D)SCHRAUBE&DICHTUNG							(F)VIS&RONDELLE (S)TORNILLO Y ARANDELA					
	5040183021W	4 A O O O O							1				M5x0.8x17	
	[10]	(E)O RING (D)O RING							(F)JOINT TORIQUE (S)ANILLO EN O					
BDY(BODY)		T/A(TRANSAXLE)							LEVEL(TRIM LEVEL)					
4 : 4 DOOR		M : MANUAL T/A A : AUTOMATIC T/A							I : GL II : GLX III : CD18 IV : CD20					



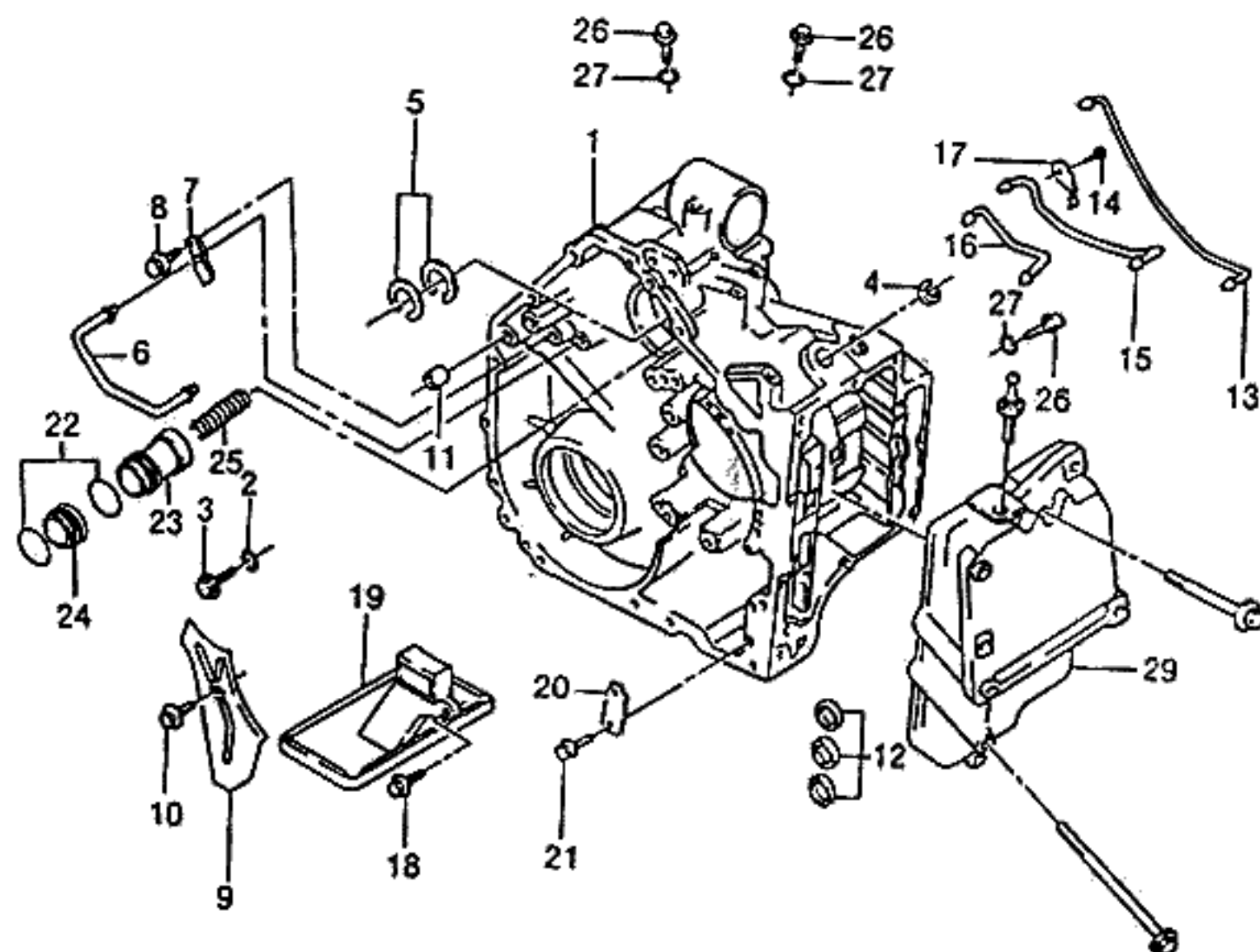
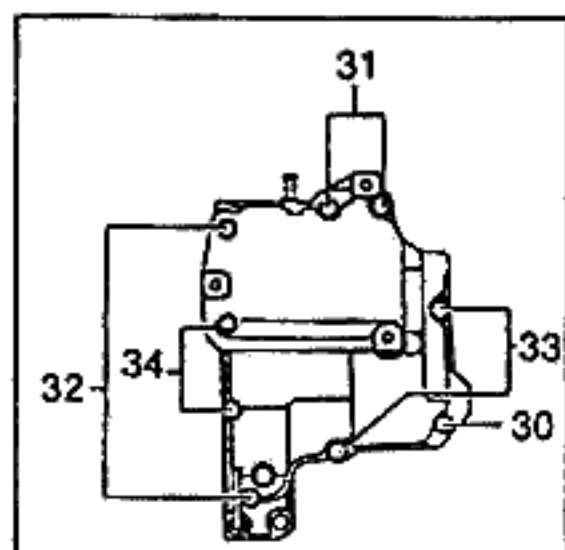
KEY NO.			PART NAME											
I T C	PART NO.	M O D E L						O P T I O N	L / R	Q T Y	E F F E C T I V E D A T E		R E M A R K S	P / C O D E
		B D Y	T / A	L E V E L							F R O M	T O		
				I	II	III	IV							
	3040141003M [11] 5040183013M	4	A	O	O	O	O	(E)BOLT-FLANGE (D)SCHRAUBE,FLANSCH			1 (F)BOULON-AILETTE (S)PERNO-PESTAÑA 8		204.9x3.5 	



KEY NO.		PART NAME												
I T C	PART NO.	M O D E L						O P T I O N	L / R	Q T Y	E F F E C T I V E D A T E		R E M A R K S	P / C O D E
		B D Y	T / A	L E V E L							F R O M	T O		
				I	II	III	IV							
	[01]	(E)CASE SUB A-TRANSAXLE (D)UNTERKASTEN,ANTRIEB							(F)CARTER SUB-TRANSMISSION (S)CAJA SUB-EJE TRANSVERSAL					
	5040565001S	4 A O O O O							1		930331			
	O3510450A011	4 A O O O O							1		930401			
	[02]	(E)O RING (D)O RING												
	0371141003E	4 A O O O O							1			17.8x2.4		
	[03]	(E)PLUG (D)STÖPSEL												
	5040052001D	4 A O O O O							1			M20x1.5		
	[04]	(E)SEAL-OIL (D)DICHTUNG,ÖL												
	2030044001J	4 A O O O O							1			T-TYPE		
	[05]	(E)RING-SEAL (D)RING,DICHTUNG												
	5040016001X	4 A O O O O							2					
	[06]	(E)TUBE-LINE PRESSURE (D)ROHRLEITUNG												
	5040034007F	4 A O O O O							1		921201			
	[07]	(E)CLAMP-TUBE (D)KLAMMER,SCHLAUCH												
	5040056011G	4 A O O O O							1		921201			
	[08]	(E)BOLT & WASHER (D)SCHRAUBE&MUTTER												
	9161140614	4 A O O O O							1		921201	M6x1.0x14		
	[09]	(E)PLATE-OIL RESERVOIR (D)PLATTE,ÖL-BEHÄLTER												
	5040014019K	4 A O O O O							1					
	[10]	(E)BOLT & WASHER (D)SCHRAUBE&MUTTER												
	9161140614	4 A O O O O							3			M6x1.0x14		
	[11]	(E)GASKET-GOVERNOR APPLY (D)DICHTUNG,REGLER APPLIC.												
	1040045004N	4 A O O O O							1					
BDY(BODY)		T/A(TRANSAXLE)							LEVEL(TRIM LEVEL)					
4 : 4 DOOR		M : MANUAL T/A A : AUTOMATIC T/A							I : GL II : GLX III : CD18 IV : CD20					

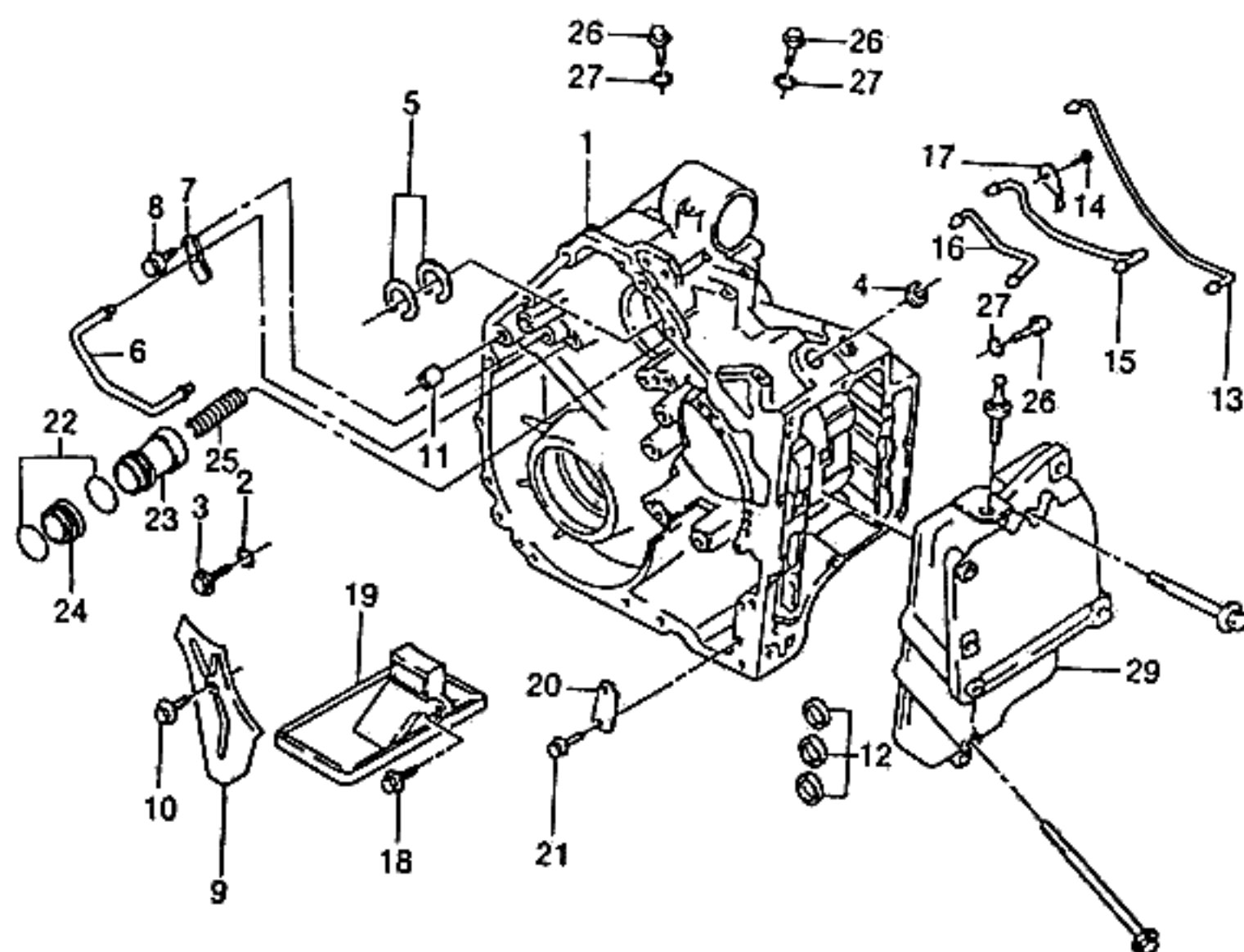
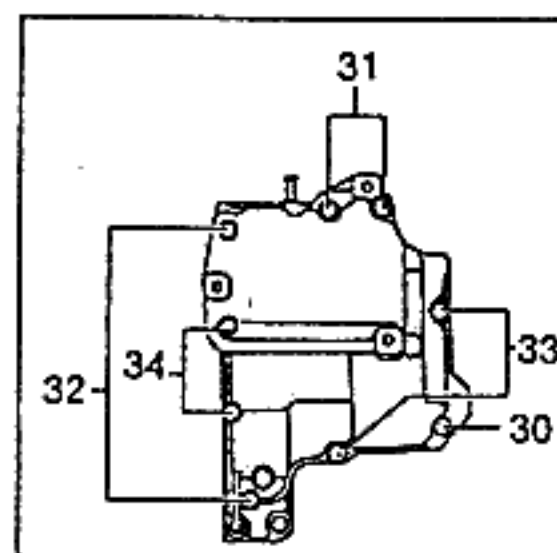
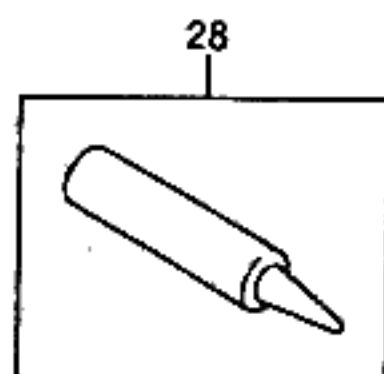


KEY NO.		PART NAME												
I T C	PART NO.	M O D E L				O P T I O N	L / R	Q T Y	E F F E C T I V E D A T E		R E M A R K S	P / C O D E		
		B D Y	T / A	L E V E L					F R O M	T O				
				I	II								III	IV
	[12]	(E)GASKET-GOVERNOR APPLY (D)DICHTUNG,REGLER APPLIC.						(F)JOINT-GOUVERNEUR (S)JUNTA						
	2030045004F	4 A O O O O						6						
	[13]	(E)TUBE-C3 APPLY (D)ROHRLEITUNG						(F)TUYAU (S)TUBO						
	5040034002X	4 A O O O O						1	931130					
N	5040034005M	4 A O O O O						1	931201	ITC CR FROM 'O'				
	[14]	(E)SCREW & WASHER (D)SCHRAUBE&DICHTUNG						(F)VIS&RONDELLE (S)TORNILLO Y ARANDELA						
	1040183202P	4 A O O O O						1		M6x1.0x14.5				
	[15]	(E)TUBE-LUBRICATION APPLY (D)ROHRLEITUNG						(F)TUYAU (S)TUBO-APPLY LUBRICACION						
	5040034003U	4 A O O O O						1						
	[16]	(E)TUBE-LINE PRESSURE (D)ROHRLEITUNG						(F)TUYAU (S)TUBO						
	5040034006J	4 A O O O O						1	921201					
	[17]	(E)CLAMP-TUBE (D)KLAMMER,SCHLAUCH						(F)PINCE-TUBE (S)ABRAZADERA-TUBO						
	5040056009D	4 A O O O O						1						
	[18]	(E)BOLT & WASHER (D)SCHRAUBE&MUTTER						(F)BOULON&RONDELLE (S)PERNO Y ARANDELA						
	0355683014C	4 A O O O O						1		M6x1.0x16.7				
	[19]	(E)STRAINER A-OIL (D)SIEB,ÖL						(F)TAMIS-HUILE (S)COLADOR-ACEITE						
	5040738001N	4 A O O O O						1	930731					
Y	3530350A010	4 A O O O O						1	930801 950831					
O	3530350A020	4 A O O O O						1	950901					
	[20]	(E)PLATE-TRANSAXLE CASE (D)PLATTE,ANTRIEBS-KASTEN						(F)PLAQUE-BOITE TRANSMISSION (S)PLACA						
	5040014003C	4 A O O O O						1						
	[21]	(E)BOLT & WASHER (D)SCHRAUBE&MUTTER						(F)BOULON&RONDELLE (S)PERNO Y ARANDELA						
	9161140614	4 A O O O O						2						
BDY(BODY)			T/A(TRANSAXLE)					LEVEL(TRIM LEVEL)						
4 : 4 DOOR			M : MANUAL T/A A : AUTOMATIC T/A					I : GL II : GLX III : CD18 IV : CD20						

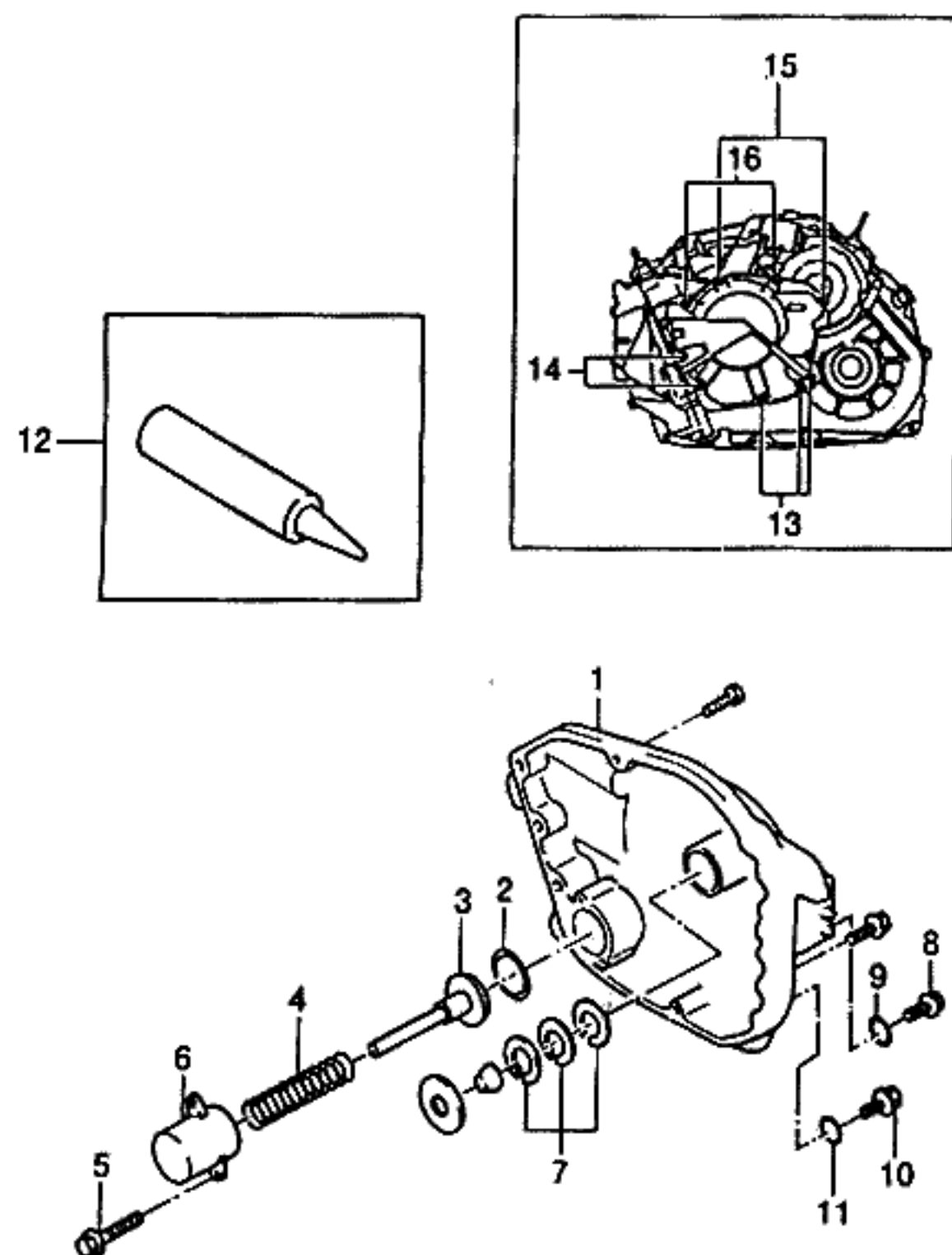


KEY NO.		PART NAME										
I T C	PART NO.	MODEL				OPTION	L / R	Q T Y	EFFECTIVE DATE		REMARKS	P / C O D E
		B D Y	T / A	LEVEL					FROM	TO		
				I	II							
	[22] 0355141001S	(E)O RING (D)O RING 4 A O O O O						(F)JOINT TORIQUE (S)ANILLO EN O 2				
	[23] 1040124001V	(E)PISTON-BRAKE ACCUMULATOR (D)KOLBEN,BREMSE SAMMLER 4 A O O O O						(F)PISTON-ACCUMULATEUR FREIN (S)PISTON-ACUMULADOR 1		B4		
	[24] 5040039002E	(E)COVER-B4 ACCUMULATOR (D)DECKEL,B4 SAMMLER 4 A O O O O						(F)CARTER-ACCUMULATEUR B4 (S)CUBIERTA-B4 ACUMULADOR 1				
	[25] 5040156001Z	(E)SPRING-COMPRESSION (D)FEDERUNG, VERDICHUNG 4 A O O O O						(F)RESSORT-COMPRESSION (S)RESORTE-COMPRESION 1				
	[26] 0355052005L	(E)PLUG (D)STÖPSEL 4 A O O O O						(F)BOUCHON (S)TAPON 3		930330		
	[27] 0355141009R	(E)O RING (D)O RING 4 A O O O O						(F)JOINT TORIQUE (S)ANILLO EN O 3		930330	6.07x1.78	
	[28] 3040045003U	(E)GASKET-OIL PAN,LIQUID (D)DICHTUNG,ÖL-PFANNE 4 A O O O O						(F)JOINT (S)JUNTA 1			460g	
	[29] 5040039003B O 5040539006P	(E)COVER SUB A-T/A CASE (D)DECKEL 4 A O O O O 4 A O O O O						(F)COUVERTURE (S)CUBIERTA-EJE TRANSVERSAL 1 1		940331 940401		
	[30] 0355183052V	(E)BOLT-FLANGE (D)SCHRAUBE,FLANSCH 4 A O O O O						(F)BOULON-AILETTE (S)PERNO-PESTAÑA 1			M8x1.25x40	
	[31] 0355183005D O 5040183005D	(E)BOLT-FLANGE(W/SEAL) (D)SCHRAUBE,FLANSCH 4 A O O O O 4 A O O O O						(F)BOULON-AILETTE (S)PERNO-PESTAÑA 2 2		930331 930401	M8x1.25x57 M8x1.25x57	
	[32]	(E)BOLT-FLANGE (D)SCHRAUBE,FLANSCH						(F)BOULON-AILETTE (S)PERNO-PESTAÑA				

BDY(BODY)	T/A(TRANSAXLE)	LEVEL(TRIM LEVEL)
4 : 4 DOOR	M : MANUAL T/A A : AUTOMATIC T/A	I : GL II : GLX III : CD18 IV : CD20

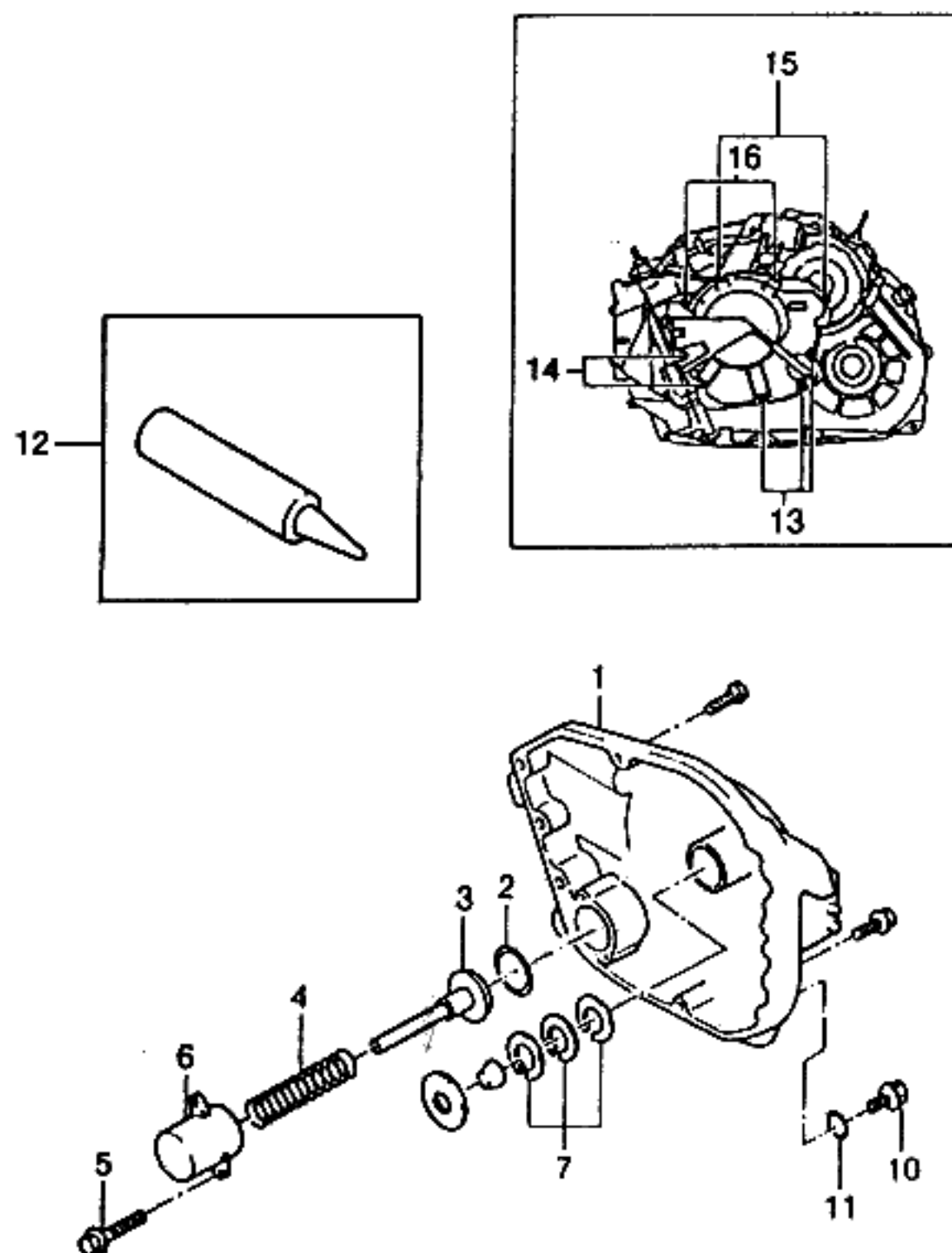


KEY NO.		PART NAME												
I T C	PART NO.	MODEL						OPTION	L / R	Q T Y	EFFECTIVE DATE		REMARKS	P / C O D E
		B D Y	T / A	LEVEL							FROM	TO		
				I	II	III	IV							
	5040183006A [33]	4	A	O	O	O	O			2			M8x1.25x72	
		(E)BOLT-FLANGE											(F)BOULON-AILETTE	
		(D)SCHRAUBE,FLANSCH											(S)PERNO-PESTAÑA	
	5040183013M [34]	4	A	O	O	O	O			2			M8x1.25x28	
		(E)BOLT-FLANGE(W/SEAL)											(F)BOULON-AILETTE	
		(D)SCHRAUBE,FLANSCH											(S)PERNO-PESTAÑA	
	5040183023P	4	A	O	O	O	O			2			MBx1.25x105	
BDY(BODY)		T/A(TRANSAXLE)						LEVEL(TRIM LEVEL)						
4 : 4 DOOR		M : MANUAL T/A A : AUTOMATIC T/A						I : GL II : GLX III : CD18 IV : CD20						

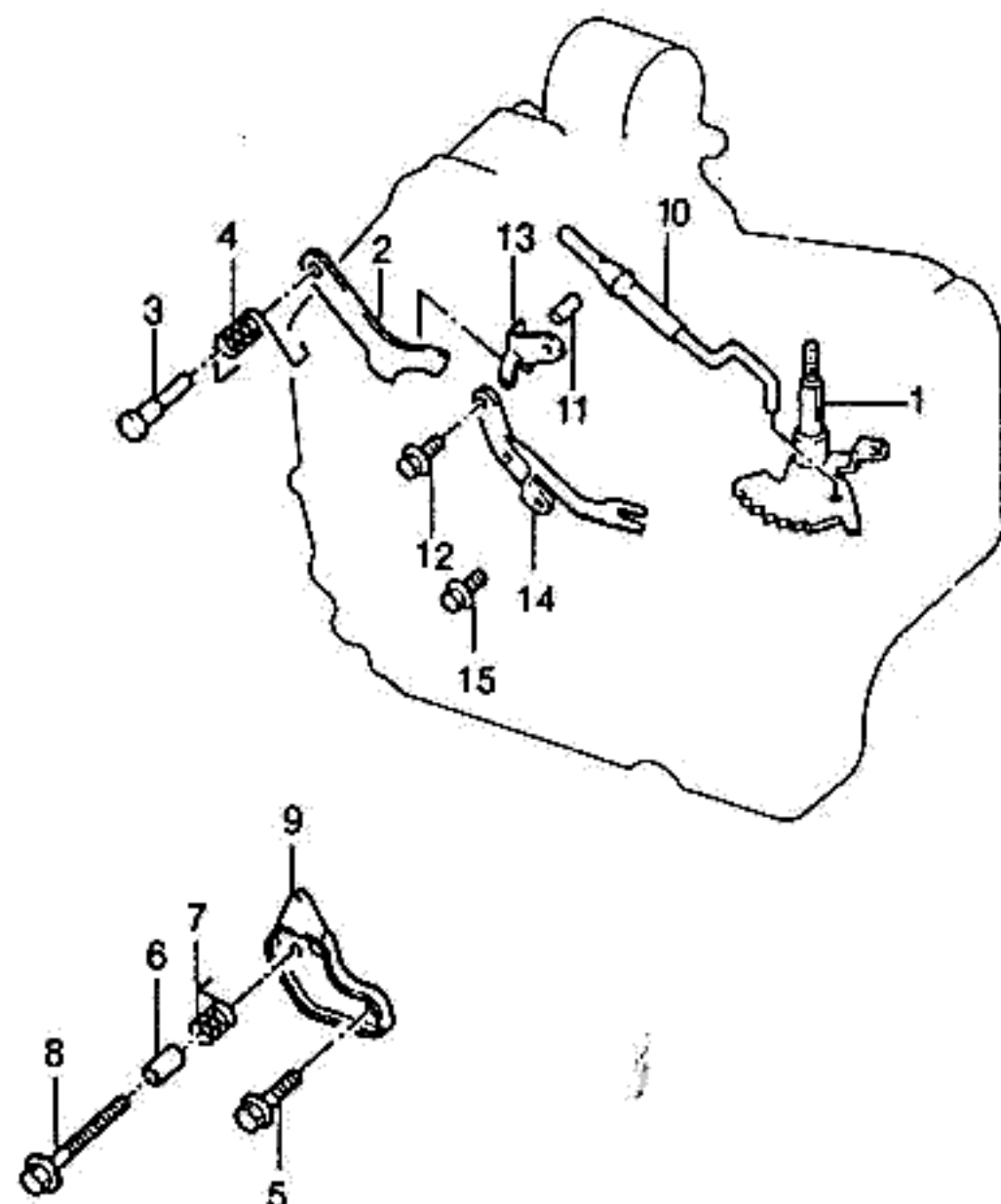


KEY NO.		PART NAME											P / CODE	
I T C	PART NO.	MODEL				OPTION	L / R	Q T Y	EFFECTIVE DATE		REMARKS			
		B D Y	T / A	LEVEL					FROM	TO				
				I	II							III		IV
	[01]	(E)COVER A-TRANSAXLE,REAR (D)DECKEL,ANTRIEB,HINTEN							(F)COUVERTURE (S)CUBIERTA-EJE TRANSVERSAL					
	5040539005T	4	A	O	O	-	-	1	931231					
	N 3512050A020	4	A	O	O	-	-	1	940101					
	5040539004W	4	A	-	-	O	O	1	931231					
	O 5040039004Y	4	A	-	-	O	O	1	940401 940831					
	N 3512050A010	4	A	-	-	O	O	1	940901					
	[02]	(E)O RING (D)O RING							(F)JOINT TORIQUE (S)ANILLO EN O					
	0355141002N	4	A	O	O	O	O	1	26.55x2.62					
	[03]	(E)PISTON-C1 ACCUMULATOR (D)KOLBEN,C1 SAMMLER							(F)PISTON-ACCUMULATEUR C1 (S)PISTON-ACUMULADOR C1					
	5040124001Z	4	A	O	O	-	-	1						
	5040124024U	4	A	-	-	O	O	1						
	[04]	(E)SPRING-COMPRESSION (D)FEDERUNG, VERDICHTUNG							(F)RESSORT-COMPRESSION (S)RESORTE-COMPRESION					
	5040156003T	4	A	O	O	-	-	1						
	5040156050N	4	A	-	-	O	O	1						
	[05]	(E)SCREW & WASHER (D)SCHRAUBE&DICHTUNG							(F)VIS&RONDELLE (S)TORNILLO Y ARANDELA					
	1040183202P	4	A	O	O	O	O	1	M6x1.0x14.5					
	[06]	(E)COVER-C1 ACCUMULATOR (D)DECKEL,C1 SAMMLER							(F)CARTER-ACCUMULATEUR C1 (S)CUBIERTA-C1 ACUMULADOR					
	5040039006S	4	A	O	O	O	O	1						
	[07]	(E)RING-SEAL (D)RING,DICHTUNG							(F)ANNEAU-JOINT (S)ANILLO-SELLO					
	5040016008Z	4	A	O	O	O	O	3	940831					
	N 3561750A010	4	A	O	O	O	O	3	940901					
	[08]	(E)PLUG (D)STÖPSEL							(F)BOUCHON (S)TAPON					
	3040052001B	4	A	O	O	O	O	1	921201					
	[09]	(E)O RING (D)O RING							(F)JOINT TORIQUE (S)ANILLO EN O					

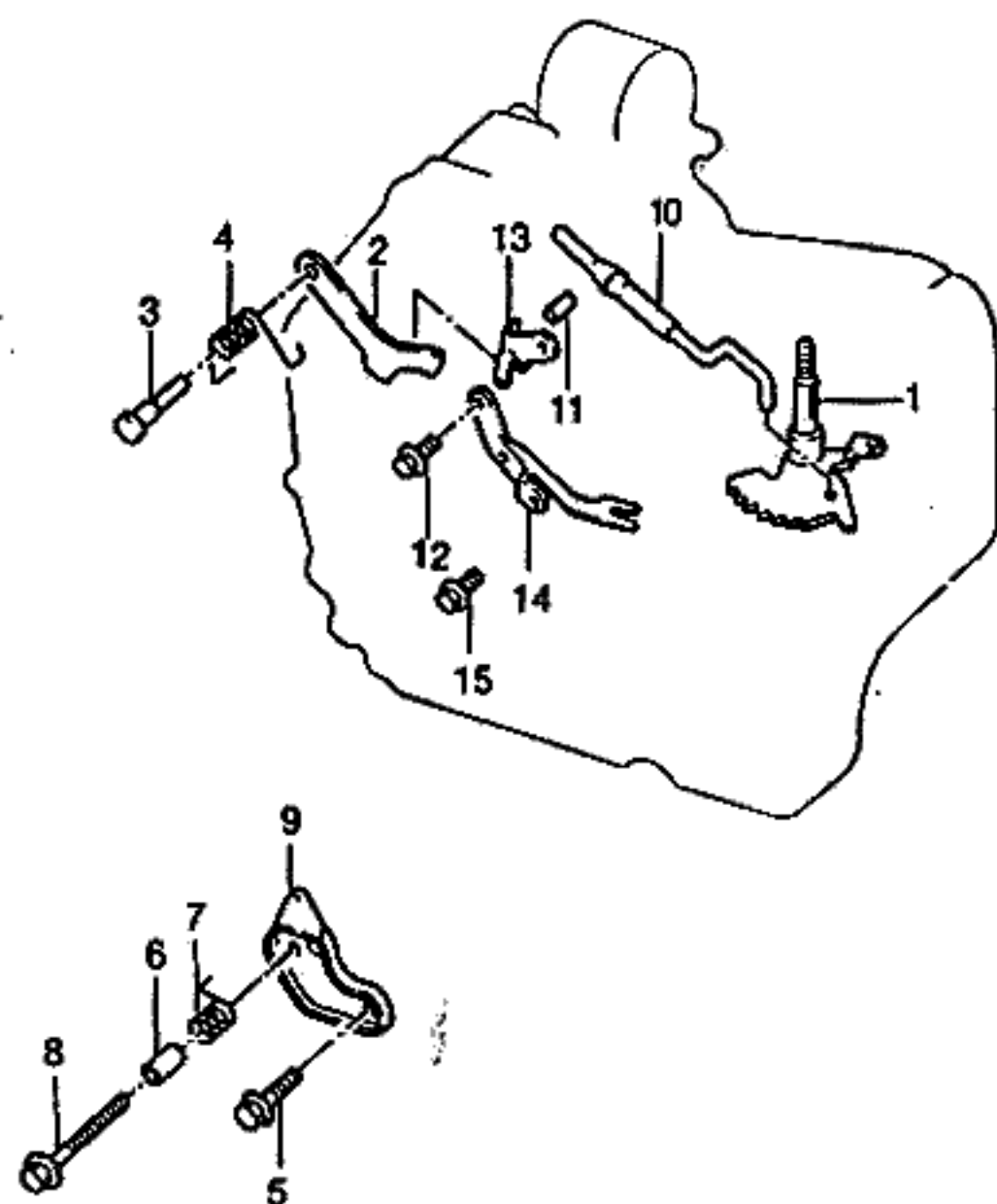
BDY(BODY)	T/A(TRANSAXLE)	LEVEL(TRIM LEVEL)
4 : 4 DOOR	M : MANUAL T/A A : AUTOMATIC T/A	I : GL II : GLX III : CD18 IV : CD20



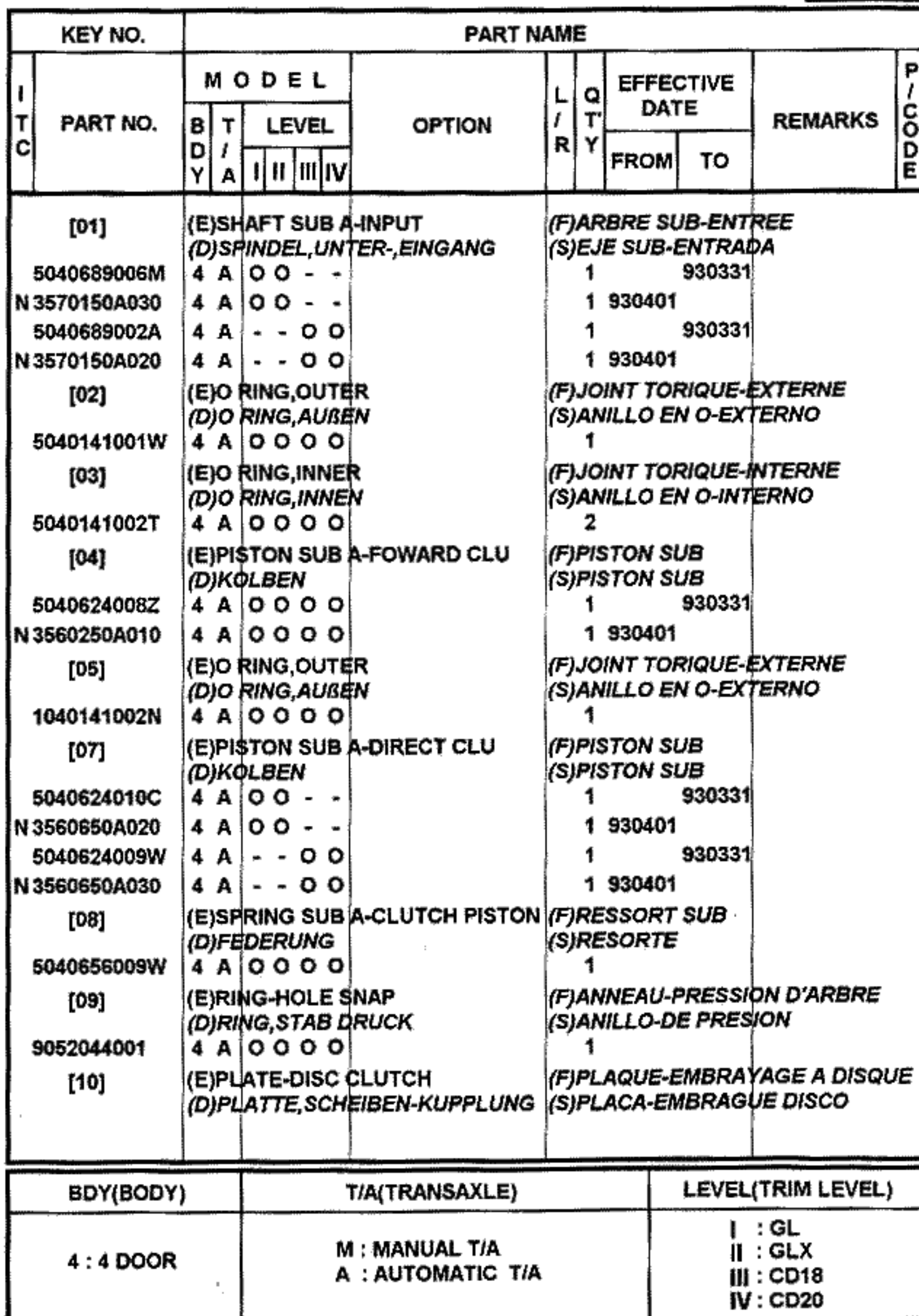
KEY NO.			PART NAME											
I T C	PART NO.	M O D E L						O P T I O N	L / R	Q T Y	EFFECTIVE DATE		R E M A R K S	P / C O D E
		B D Y	T / A	L E V E L							F R O M	T O		
				I	II	III	IV							
	3040141002R [10]	4	A	O	O	O	O			1	921201	11.68x1.98		
		(E)PLUG (D)STÖPSEL												
	0355052005L [11]	4	A	O	O	O	O			4				
		(E)O R I N G (D)O R I N G												
	0355141009R [12]	4	A	O	O	O	O			4		6.07x1.78		
		(E)GSAKET-OIL PAN LIQUID (D)DICHTUNG,ÖL-PFANNE												
	3040045003U [13]	4	A	O	O	O	O			1		460g		
		(E)BOLT-FLANGE (D)SCHRAUBE,FLANSCH												
	1040183007T [14]	4	A	O	O	O	O			3		M8x1.25x45		
		(E)BOLT-FLANGE(W/SEAL) (D)SCHRAUBE,FLANSCH												
	1140183002V [15]	4	A	O	O	O	O			2		M8x1.25x48		
		(E)BOLT (D)SCHRAUBE,FLANSCH												
	5040183003K [16]	4	A	O	O	O	O			2		M6x1.0 x16		
		(E)BOLT (D)SCHRAUBE,FLANSCH												
	5040183007X	4	A	O	O	O	O			2		M8x1.25x25		
		(E)BOLT (D)SCHRAUBE,FLANSCH												
BDY(BODY)		T/A(TRANSAXLE)						LEVEL(TRIM LEVEL)						
4 : 4 DOOR		M : MANUAL T/A A : AUTOMATIC T/A						I : GL II : GLX III : CD18 IV : CD20						

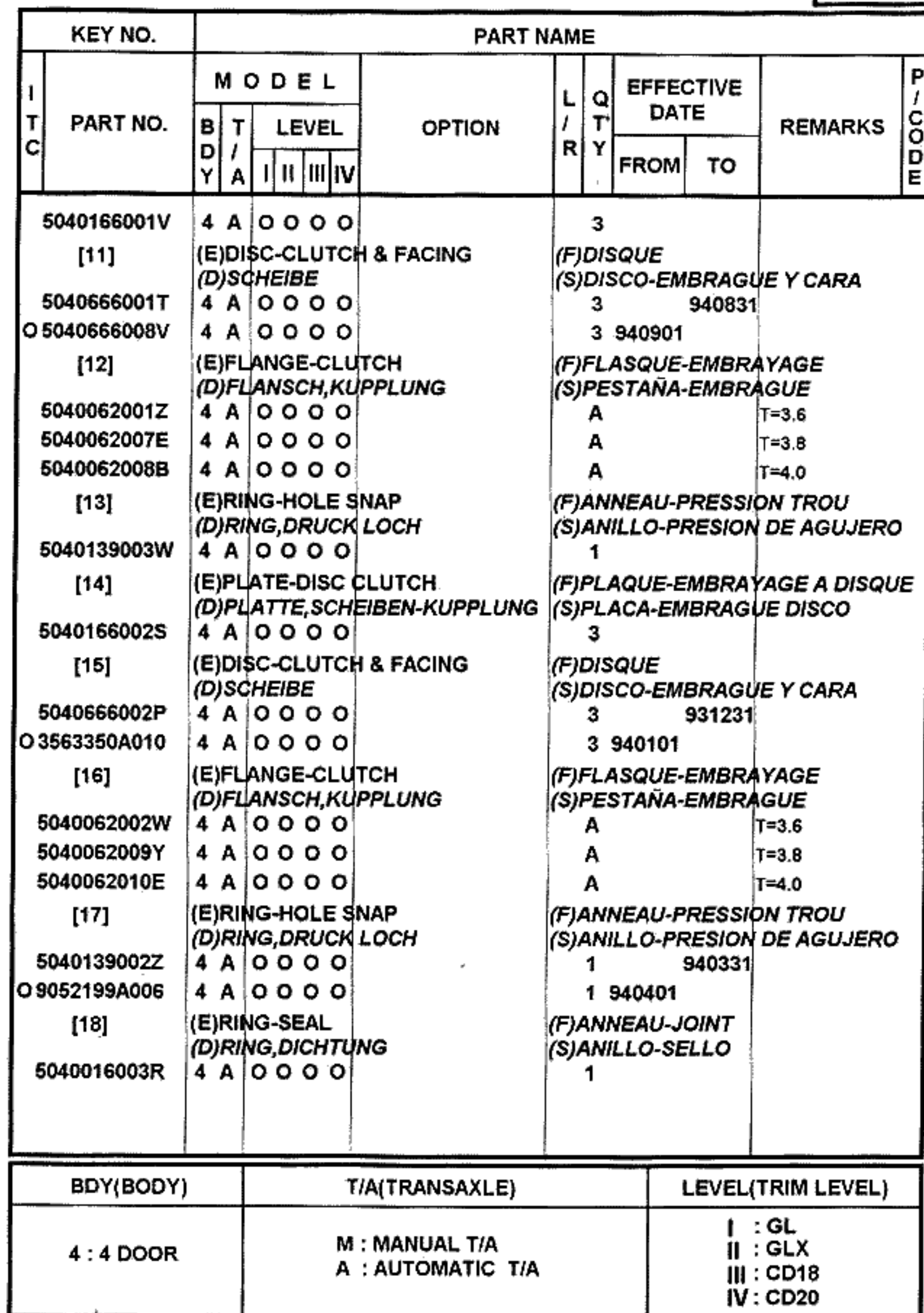


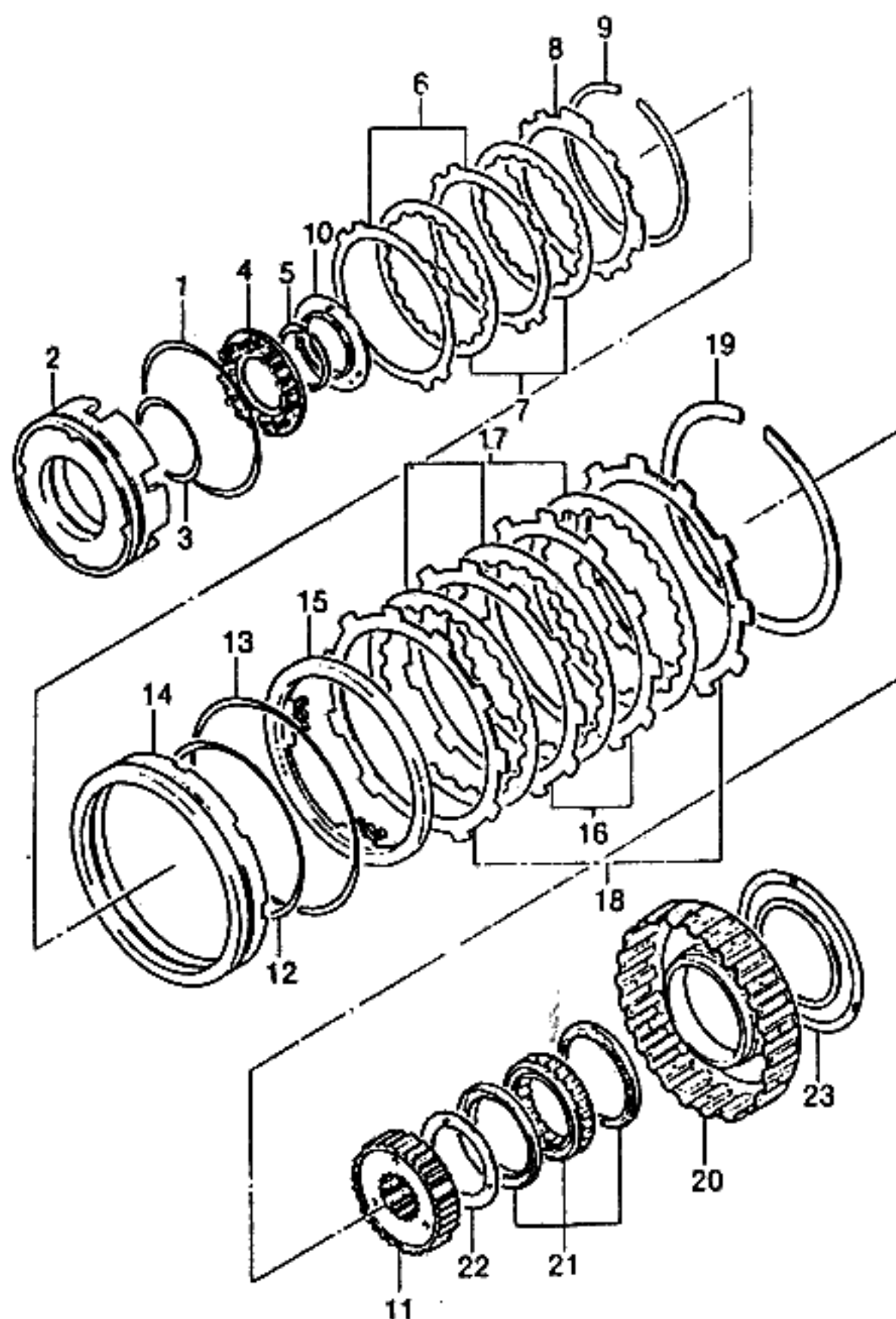
KEY NO.		PART NAME											
I T C	PART NO.	M O D E L						OPTION	L / R	Q T Y	EFFECTIVE DATE		REMARKS
		B D Y	T / A	LEVEL							FROM	TO	
				I	II	III	IV						
	[01] 5040598001Y	(E)LEVER SUB A-MAIN VALVE DT (D)UNTER-HEBEL,HAUPTVENTIL	(F)LEVIER SUB (S)PALANCA										
	[02] 5040203003P	(E)PAWL-PARKING LOCK (D)SPERRHACKEN	(F)CLIQUET-VERROU DE PARKING (S)RETEN										
	[03] 5040042001H N 5040042010N	(E)SHAFT-PARKING LOCK PAWL (D)SPINDEL	(F)ARBRE (S)EJE								930331		
	[04] 5040156005L	(E)SPRING-TORSION,NO.1 (D)FEDERUNG,TORSION	(F)RESSORT-TORSION (S)RESORTE-TORSION								1 930401		
	[05] 1040183202P	(E)SCREW & WASHER (D)SCHRAUBE&DICHTUNG	(F)VIS&RONDELLE (S)TORNILLO Y ARANDELA										M6x1.0x14.5
	[06] 5040103001B	(E)SLEEVE-SPRING GUIDE (D)HÜLSE,FEDER FÜHRUNG	(F)CHEMISE-GUIDE RESSORT (S)MANGA-GUIA DE RESORTE										
	[07] 5040156006H	(E)SPRING-TORSION,NO.2 (D)FEDERUNG,TORSION	(F)RESSORT-TORSION (S)RESORTE-TORSION										
	[08] 5040183020Z	(E)SCREW & WASHER (D)SCHRAUBE&DICHTUNG	(F)VIS&RONDELLE (S)TORNILLO Y ARANDELA										M6x1.0x25
	[09] 5040185001E	(E)BRACKET-B4 ACCUMULATOR (D)TRÄGER,B4 SAMMLER	(F)SUPPORT-ACCUMULATEUR B4 (S)SOPORTE-ACUMULADOR B4										
	[10] 5040690001R	(E)ROD SUB A-PARKING LOCK (D)STAB	(F)TRINGLE SUB (S)VARILLA										
	[11] 5040043003H	(E)PIN-PARKING LOCK (D)STIFT,PARK VERSCHLUB	(F)BROCHE-VERROU DE PARKING (S)PASADOR										12x40.9
BDY(BODY)		T/A(TRANSAXLE)						LEVEL(TRIM LEVEL)					
4 : 4 DOOR		M : MANUAL T/A A : AUTOMATIC T/A						I : GL II : GLX III : CD18 IV : CD20					



KEY NO.		PART NAME												
I T C	PART NO.	M O D E L				O P T I O N	L / R	Q T Y	EFFECTIVE DATE		R E M A R K S	P / C O D E		
		B D Y	T / A	L E V E L					F R O M	T O				
				I	II								III	IV
	[12] 0355683014C	(E)BOLT & WASHER (D)SCHRAUBE&MUTTER	4	A	O	O	O	O	(F)BOULON&RONDELLE (S)PERNO Y ARANDELA	1	M6x1.0x16.7			
	[13] 5040099002D	(E)PLATE-CAM (D)PLATTE,KURBEL	4	A	O	O	O	O	(F)PLAQUE-CAME (S)PLACA-LEVA	1				
	[14] 5040656008Z	(E)SPRING SUB A-DETENT (D)FEDERUNG	4	A	O	O	O	O	(F)RESSORT SUB-DETENTE (S)RESORTE SUB-SEGURO	1				
	[15] 9161140614	(E)BOLT & WASHER (D)SCHRAUBE&MUTTER	4	A	O	O	O	O	(F)BOULON&RONDELLE (S)PERNO Y ARANDELA	1	M6x1.0x14			
BDY(BODY)		T/A(TRANSAXLE)						LEVEL(TRIM LEVEL)						
4 : 4 DOOR		M : MANUAL T/A A : AUTOMATIC T/A						I : GL II : GLX III : CD18 IV : CD20						

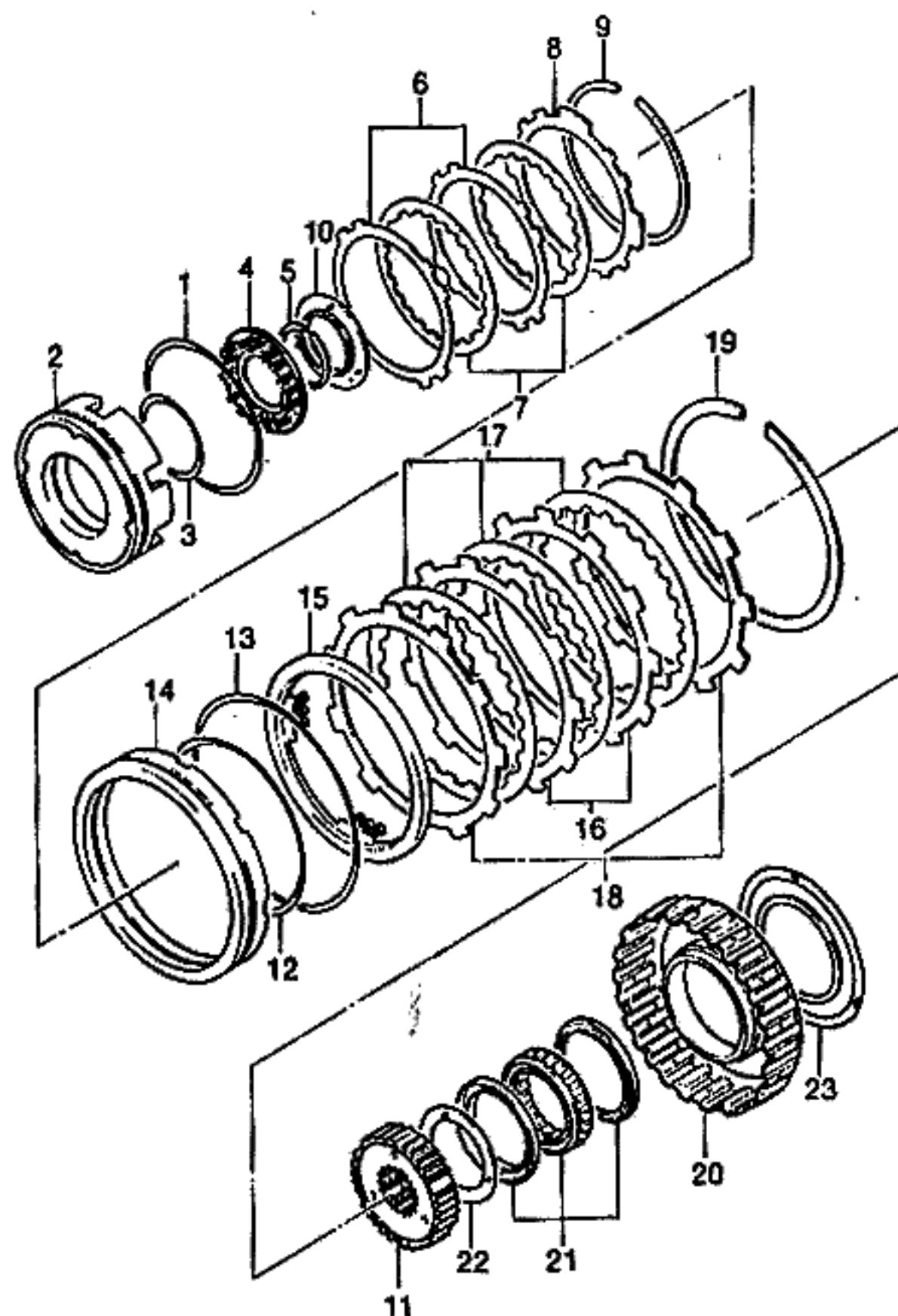




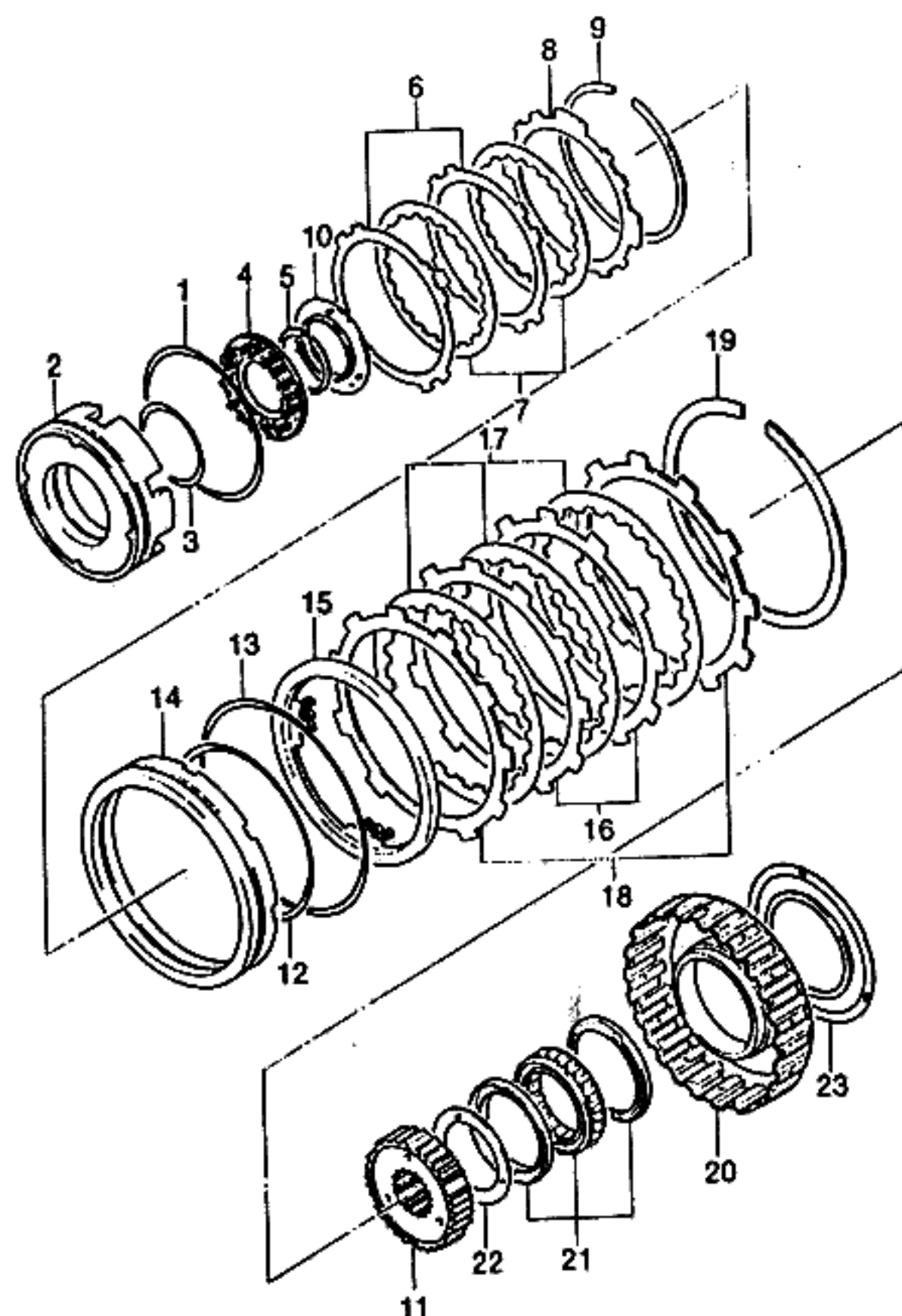


KEY NO.		PART NAME												
I T C	PART NO.	M O D E L				O P T I O N	L / R	Q T Y	E F F E C T I V E D A T E		R E M A R K S	P / C O D E		
		B D Y	T / A	L E V E L					F R O M	T O				
				I	II								III	IV
	[01] 1040141002N	(E)O RING,OUTER (D)O RING,AUBEN 4 A O O O O							(F)JOINT TORIQUE-EXTERNE (S)ANILLO EN O-EXTERNO 1					
	[02] 5040124006H 5040124005L	(E)PISTON-2ND COAST (D)KOLBEN,2.LEERLAUF 4 A O O - - 4 A - - O O							(F)PISTON-ROUE LIBRE 2EME (S)PISTON-RODAR SIN IMPULSO 1 1					
	[03] 5040141003P	(E)O RING,INNER (D)O RING,INNEN 4 A O O O O							(F)JOINT TORIQUE-INTERNE (S)ANILLO EN O-INTERNO 1					
	[04] 5040656003R	(E)SPRING SUB A-BRAKE PISTON (D)FEDERUNG 4 A O O O O							(F)RESSORT SUB (S)RESORTE 1					
	[05] 9052044001	(E)RING-HOLE SNAP (D)RING,STAB DRUCK 4 A O O O O							(F)ANNEAU-PRESSION D'ARBRE (S)ANILLO-DE PRESION 1					
	[06] 5040166003N	(E)PLATE-DISC CLUTCH (D)PLATTE,SCHEIBEN-KUPPLUNG 4 A O O O O							(F)PLAQUE-EMBRAYAGE A DISQUE (S)PLACA-EMBRAGUE DISCO 2					
	[07] 5040666001T O 5040666008V	(E)DISC-CLUTCH & FACING (D)SCHEIBE 4 A O O O O 4 A O O O O							(F)DISQUE (S)DISCO-EMBRAGUE Y CARA 2 940831 2 940901					
	[08] 5040062003T	(E)FLANGE-BRAKE (D)FLANSCH,BREMSE 4 A O O O O							(F)FLASQUE-FREIN (S)PESTAÑA-FRENO 1					
	[09] 5040139003W	(E)RING-HOLE SNAP (D)RING,DRUCK LOCH 4 A O O O O							(F)ANNEAU-PRESSION TROU (S)ANILLO-PRESION DE AGUJERO 1					
	[10] 5040193001M	(E)WASHER-THRUST (D)DICHTUNGSRING,SCHUB 4 A O O O O							(F)RONDELLE-BUTEE (S)ARANDELA-IMPULSO 1					
	[11]	(E)RACE SUB A-1 WAY (D)GLEITBAHN							(F)CAGE SUB (S)CARRERA					

BDY(BODY)	T/A(TRANSAXLE)	LEVEL(TRIM LEVEL)
4 : 4 DOOR	M : MANUAL T/A A : AUTOMATIC T/A	I : GL II : GLX III : CD18 IV : CD20

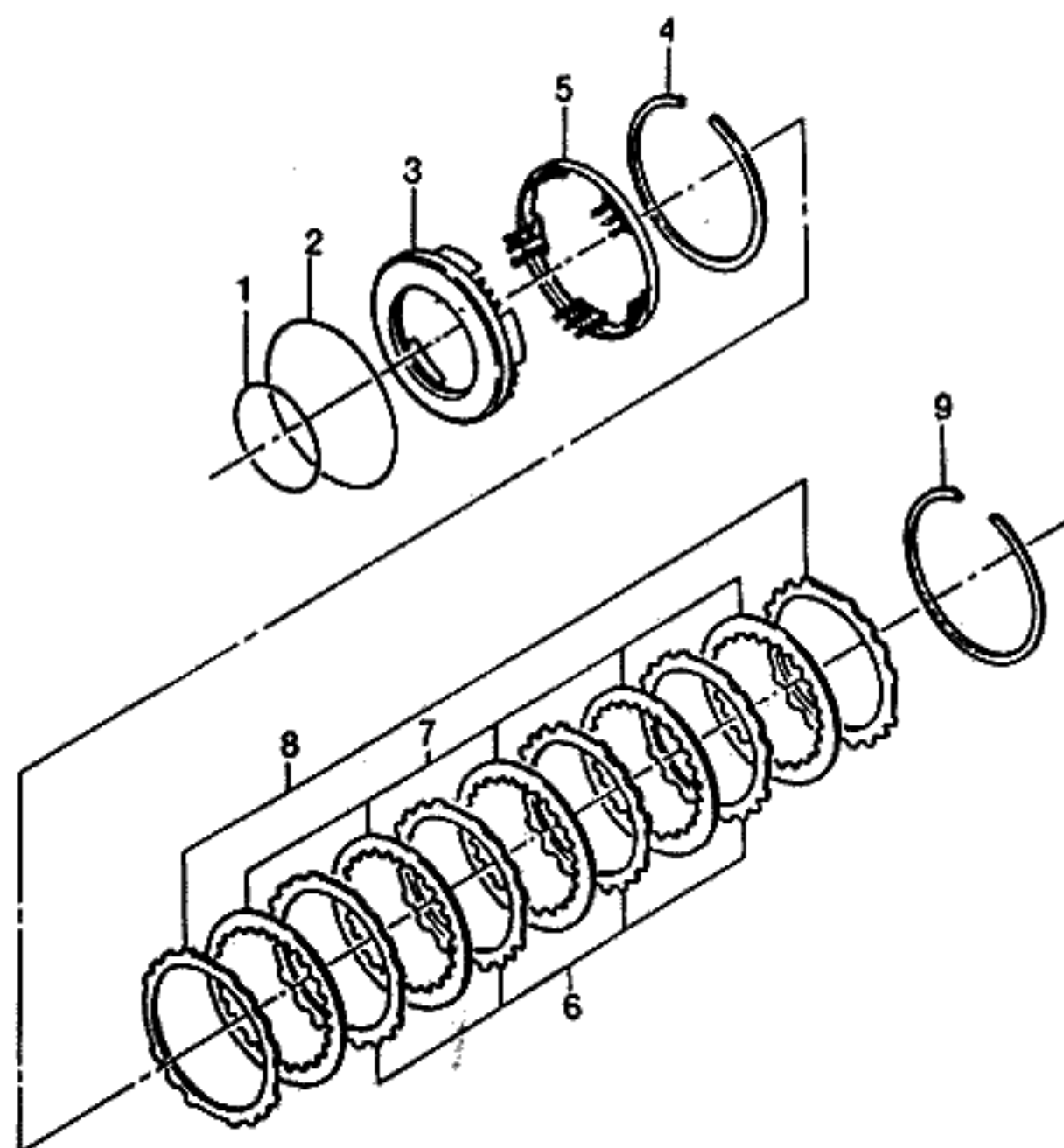


KEY NO.		PART NAME												
I T C	PART NO.	M O D E L						O P T I O N	L / R	Q T Y	E F F E C T I V E D A T E		R E M A R K S	P / C O D E
		B D Y	T / A	L E V E L							F R O M	T O		
				I	II	III	IV							
	5040518002E	4	A	O	O	-	-		1					
	5040518001H	4	A	-	-	O	O		1					
	[12]	(E)	O RING,INNER						(F)	JOINT TORIQUE-INTERNE				
		(D)	O RING,INNEN						(S)	ANILLO EN O-INTERNO				
	2030141004Z	4	A	O	O	O	O		1	930530				
	O9030199A004	4	A	O	O	O	O		1	930601				
	[13]	(E)	O RING,OUTER						(F)	JOINT TORIQUE-EXTERNE				
		(D)	O RING,AUBEN						(S)	ANILLO EN O-EXTERNO				
	2030141005W	4	A	O	O	O	O		1					
	[14]	(E)	PISTON-2ND BRAKE						(F)	PISTON-FREIN 2EME				
		(D)	KOLBEN,2.BREMSE						(S)	PISTON-FRENO 2DO				
	5040124019A	4	A	O	O	O	O		1					
	[15]	(E)	SPRING SUB A-BRAKE PISTON						(F)	RESSORT SUB				
		(D)	FEDERUNG						(S)	RESORTE				
	5040656004M	4	A	O	O	O	O		1					
	[16]	(E)	PLATE-DISC CLUTCH						(F)	PLAQUE-EMBRAYAGE A DISQUE				
		(D)	PLATTE,SCHEIBEN-KUPPLUNG						(S)	PLACA-EMBRAGUE DISCO				
	5040166009U	4	A	O	O	O	O		2					
	[17]	(E)	DISC-CLUTCH & FACING						(F)	DISQUE				
		(D)	SCHEIBE						(S)	DISCO-EMBRAGUE Y CARA				
	5040666004H	4	A	O	O	O	O		3					
	[18]	(E)	FLANGE-BRAKE						(F)	FLASQUE-FREIN				
		(D)	FLANSCH,BREMSE						(S)	PESTAÑA-FRENO				
	5040062004P	4	A	O	O	O	O		2					
	[19]	(E)	RING-HOLE SNAP						(F)	ANNEAU-PRESSION TROU				
		(D)	RING,DRUCK LOCH						(S)	ANILLO-PRESION DE AGUJERO				
	5040139004T	4	A	O	O	O	O		1					
	[20]	(E)	RACE SUB ASM-CLUTCH,OTR						(F)	CAGE SUB				
		(D)	GLEITBAHN						(S)	CARRERA				
	5040518003B	4	A	O	O	O	O		1					
	[21]	(E)	CLUTCH A-1 WAY						(F)	EMBRAYAGE-SENS UNIQUE				
		(D)	KUPPLUNG,EINWEG						(S)	EMBRAGUE-1 DIRECCION				
	3040506003R	4	A	O	O	O	O			940631				
	O3579150A010	4	A	O	O	O	O		1	940701				
BDY(BODY)		T/A(TRANSAXLE)							LEVEL(TRIM LEVEL)					
4 : 4 DOOR		M : MANUAL T/A A : AUTOMATIC T/A							I : GL II : GLX III : CD18 IV : CD20					



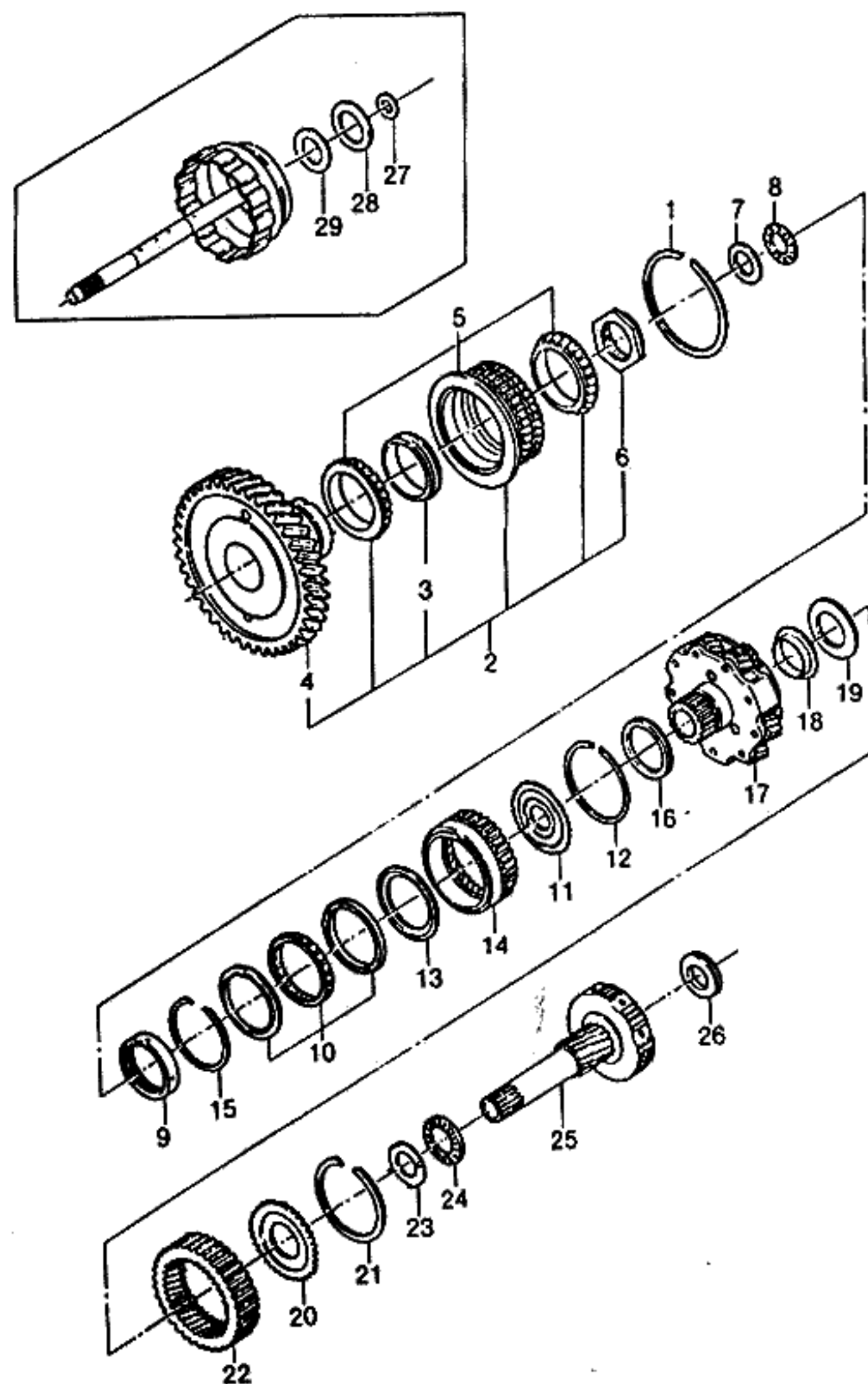
KEY NO.		PART NAME												
I T C	PART NO.	M O D E L				O P T I O N	L / R	Q T Y	E F F E C T I V E D A T E		R E M A R K S	P / C O D E		
		B D Y	T / A	L E V E L					F R O M	T O				
				I	II								III	IV
	[22] 5040193002J	(E)WASHER-THRUST (D)DICHTUNGSRING,SCHUB 4 A O O O O						(F)RONDELLE-BUTEE (S)ARANDELA-IMPULSO 1						
	[23] 5040193003F O3573750A020	(E)WASHER-THRUST (D)DICHTUNGSRING,SCHUB 4 A O O O O 4 A O O O O						(F)RONDELLE-BUTEE (S)ARANDELA-IMPULSO 931231 1 940101						

BDY(BODY)	T/A(TRANSAXLE)	LEVEL(TRIM LEVEL)
4 : 4 DOOR	M : MANUAL T/A A : AUTOMATIC T/A	I : GL II : GLX III : CD18 IV : CD20



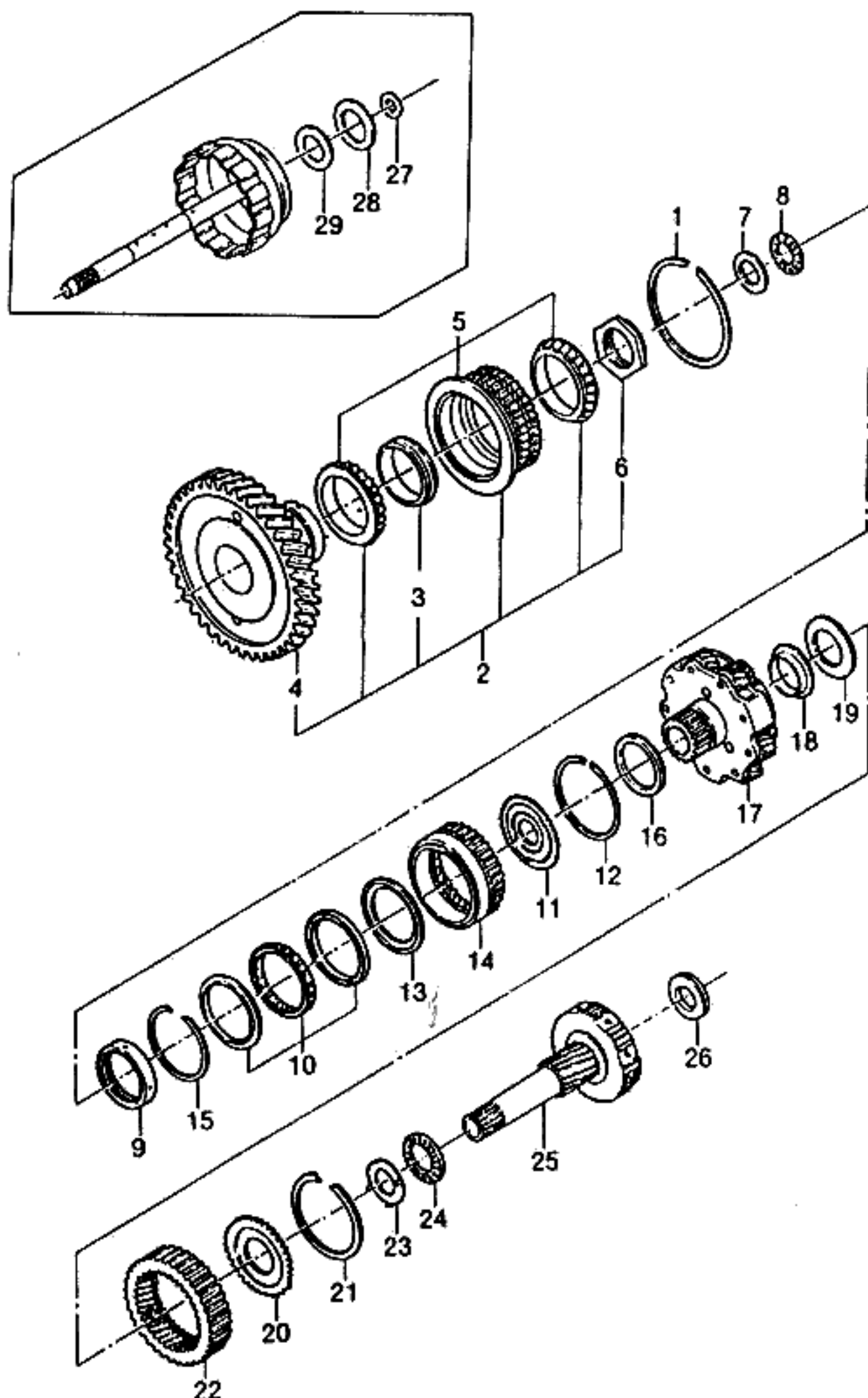
KEY NO.		PART NAME												
I T C	PART NO.	M O D E L				OPTION	L / R	Q / T Y	EFFECTIVE DATE		REMARKS	P / C O D E		
		B D Y	T / A	LEVEL					FROM	TO				
				I	II								III	IV
	[01] 1040141510Y	(E)O RING,INNER (D)O RING,INNEN 4 A O O O O							(F)JOINT TORIQUE-INTERNE (S)ANILLO EN O-INTERNO 1					
	[02] 2030141005W	(E)O RING,OUTER (D)O RING,AUBEN 4 A O O O O							(F)JOINT TORIQUE-EXTERNE (S)ANILLO EN O-EXTERNO 1					
	[03] 5040124009Y	(E)PISTON-1ST & REVERSE BRAKE (D)KOLBEN 4 A O O O O							(F)PISTON (S)PISTON 1					
	[04] 3040139011C	(E)RING-HOLE SNAP (D)RING,DRUCK LOCH 4 A O O O O							(F)ANNEAU-PRESSION TROU (S)ANILLO-PRESION DE AGUJERO 1					
	[05] 5040656005J	(E)SPRING SUB A-BRAKE PISTON (D)FEDERUNG 4 A O O O O							(F)RESSORT SUB (S)RESORTE 1					
	[06] 5040166005G	(E)PLATE-DISC CLUTCH (D)PLATTE,SCHEIBEN-KUPPLUNG 4 A O O O O							(F)PLAQUE-EMBRAYAGE A DISQUE (S)PLACA-EMBRAGUE DISCO 4					
	[07] 5040666003L	(E)DISC-CLUTCH & FACING (D)SCHEIBE 4 A O O O O							(F)DISQUE (S)DISCO-EMBRAGUE Y CARA 5					
	[08] 5040062005L	(E)FLANGE-BRAKE (D)FLANSCH,BREMSE 4 A O O O O							(F)FLASQUE-FREIN (S)PESTAÑA-FRENO 2					
	[09] 5040139004T	(E)RING-HOLE SNAP (D)RING,DRUCK LOCH 4 A O O O O							(F)ANNEAU-PRESSION TROU (S)ANILLO-PRESION DE AGUJERO 1					

BDY(BODY)	T/A(TRANSAXLE)	LEVEL(TRIM LEVEL)
4 : 4 DOOR	M : MANUAL T/A A : AUTOMATIC T/A	I : GL II : GLX III : CD18 IV : CD20

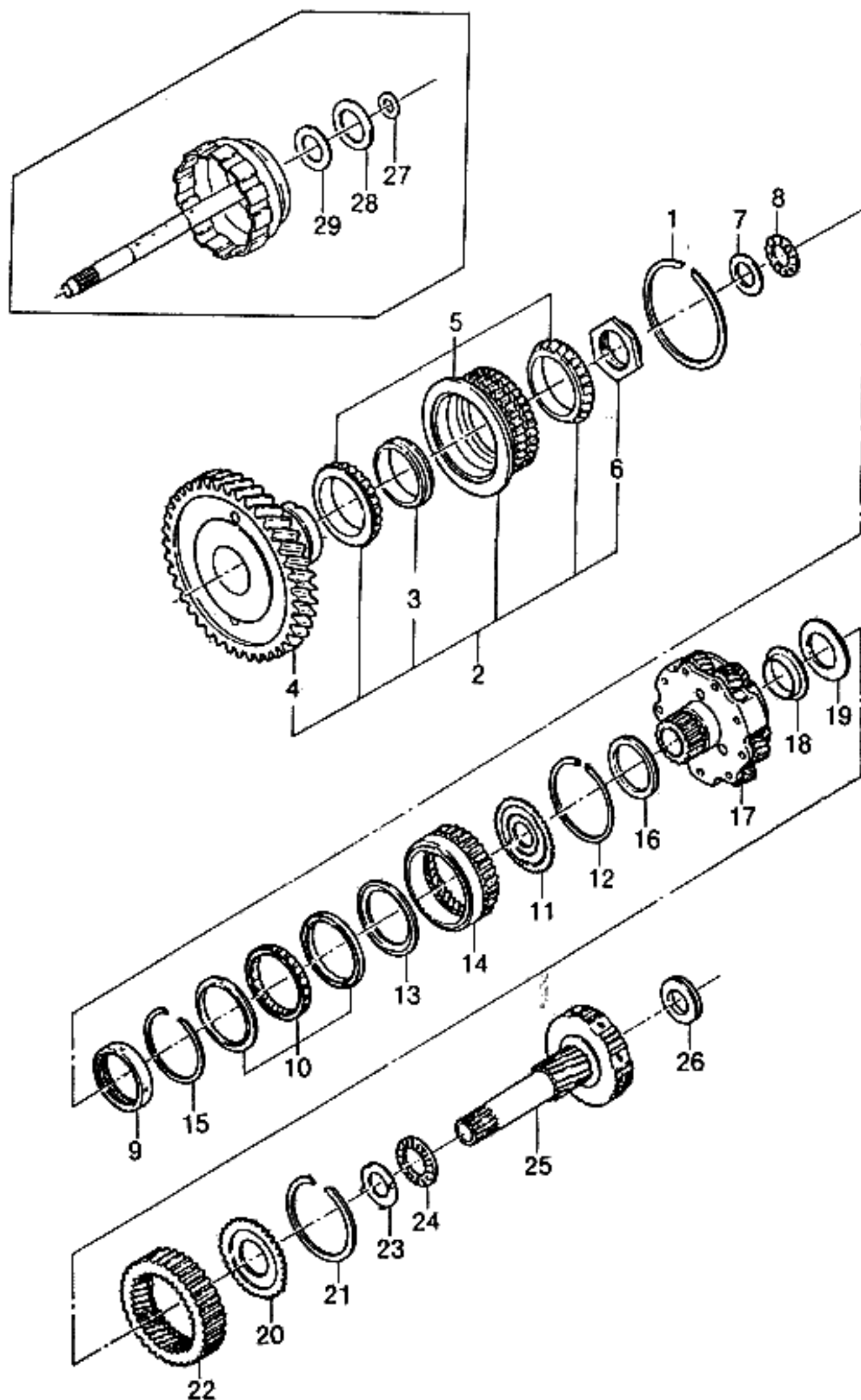


KEY NO.			PART NAME											P / CODE
I T C	PART NO.	MODEL						OPTION	L / R	Q T Y	EFFECTIVE DATE		REMARKS	
		B D Y	T / A	LEVEL							FROM	TO		
				I	II	III	IV							
	[01]	(E)RING-HOLE SNAP (D)RING,DRUCK LOCH							(F)ANNEAU-PRESSION TROU (S)ANILLO-PRESION DE AGUJERO					
	5040139005P	4 A O O O O							1					
	[02]	(E)GEAR A-COUNTER DRIVE (D)GETRIEBE,GEGEN ANTRIEB							(F)ENGRENAGE (S)ENGRANAJE-CONTRA IMPULSO					
	5040601002H	4 A O O - -							1					
	5040601001L	4 A - - O O							1					
	[03]	(E)SPACER-TAPER ROLLER BRG (D)DISTANZSTÜCK							(F)ENTRETOISE (S)ESPACIADOR					
	5040053004A	4 A O O O O							1					
	[04]	(E)GEAR-COUNTER DRIVE (D)GETRIEBE							(F)ENGRENAGE-CONTRE (S)ENGRANAJE-CONTRA IMPULSO					
	5040101001N	4 A O O - -							1					
	5040101002K	4 A - - O O							1					
	[05]	(E)BEARING-TAPERED ROLLER (D)ROLLENLAGER,ZUGESPITZT							(F)ROULEMENT-ROULEAU FUSELE (S)COJINETE-RODILLO REDUCIDO					
	5040132004X	4 A O O O O							1					
	[06]	(E)NUT-LOCKING (D)KONTERMUTTER							(F)ECROU-DE BLOCAGE (S)TUERCA-CERRADORA					
	5040149001Y	4 A O O O O							1					
	[07]	(E)RACE-THRUST BEARING (D)GLEITBAHN,SCHUBLAGER							(F)CAGE-ROULEMENT DE BUTEE (S)CARRERA-COJINETE					
	5040018004A	4 A O O O O							1					
	[08]	(E)BEARING-THRUST(W/RACE) (D)KUGELLAGER,SCHUB							(F)ROULEMENT-BUTEE (S)COJINETE-EMPUJE					
	5040632001E	4 A O O O O							1	930331				
	N 9037445A001	4 A O O O O							1	930401				
	[09]	(E)RACE-1 WAY CLUTCH,INR (D)GLEITBAHN							(F)CAGE (S)CARRERA-EMBRAGUE					
	5040018006U	4 A O O O O							1	930331				
	O 3579750A010	4 A O O O O							1	930401				
	[10]	(E)CLUTCH-1 WAY NO.2 (D)KUPPLUNG,EINWEG							(F)EMBRAYAGE-SENS UNIQUE (S)EMBRAGUE-1 DIRECCION					
	3579232011	4 A O O O O							1					

BDY(BODY)	T/A(TRANSAXLE)	LEVEL(TRIM LEVEL)
4 : 4 DOOR	M : MANUAL T/A A : AUTOMATIC T/A	I : GL II : GLX III : CD18 IV : CD20

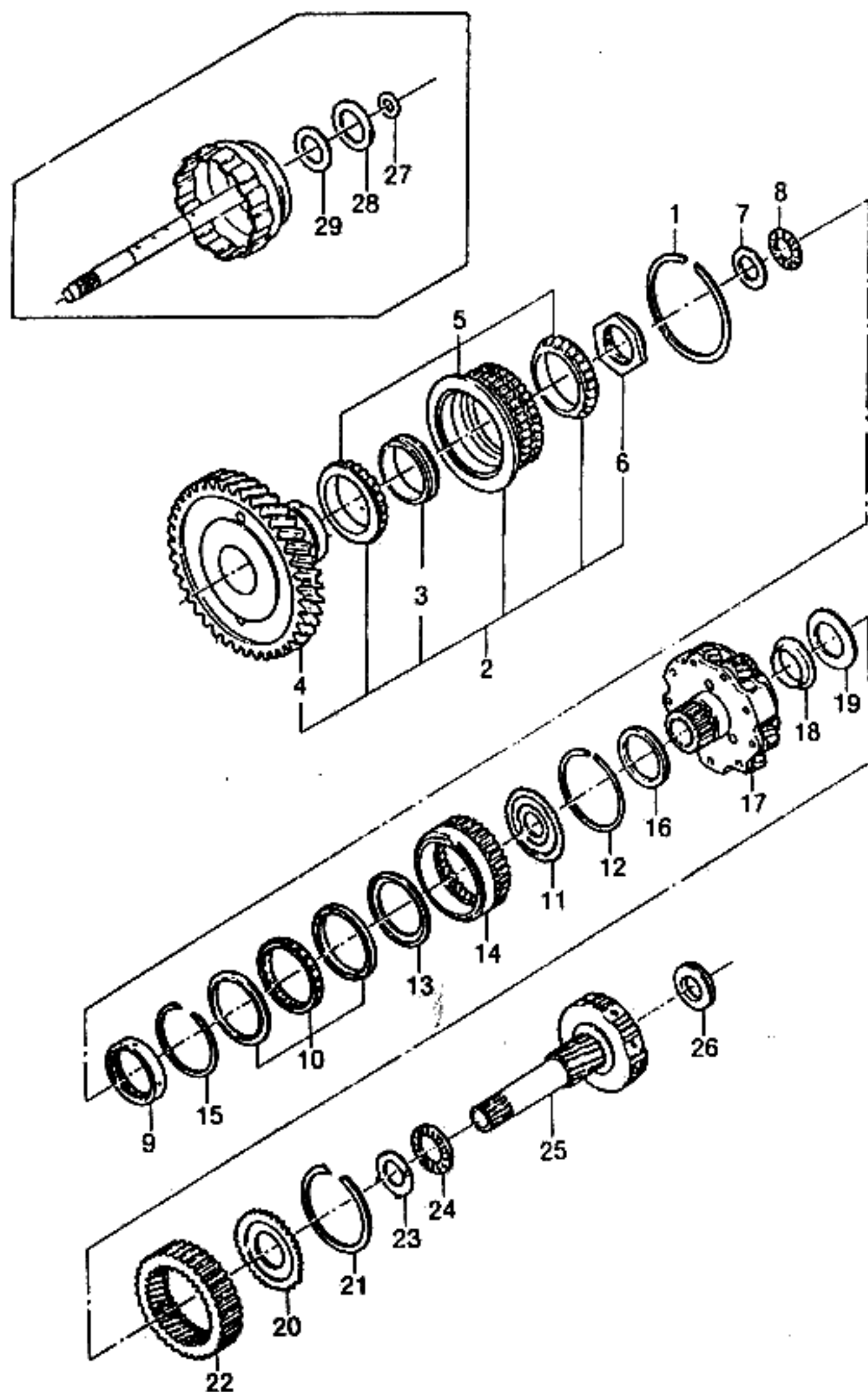


KEY NO.		PART NAME												
I T C	PART NO.	M O D E L						O P T I O N	L / R	Q T Y	E F F E C T I V E D A T E		R E M A R K S	P / C O D E
		B D Y	T / A	L E V E L							F R O M	T O		
				I	II	III	IV							
	[11]	(E)FLANGE-PLANET RING GEAR (D)FLANSCH								(F)FLASQUE (S)PESTAÑA				
	5040031001F	4	A	O	O	O	O			1	930331			
	N 3574550A020	4	A	O	O	O	O			1	930401			
	[12]	(E)RING-HOLE SNAP (D)RING,DRUCK LOCH								(F)ANNEAU-PRESSION TROU (S)ANILLO-PRESION DE AGUJERO				
	5040139006L	4	A	O	O	O	O			1				
	[13]	(E)WASHER-THRUST (D)DICHTUNGSRING,SCHUB								(F)RONDELLE-BUTEE (S)ARANDELA-IMPULSO				
	5040193004C	4	A	O	O	O	O			1	930331			
	O 3573750A010	4	A	O	O	O	O			1	930401			
	[14]	(E)GEAR SUB A-PLANETARY RING (D)UNTER GETRIEBE,PLANETARY								(F)ENGRENAGE SUB (S)ENGRANAJE SUB				
	5040662006A	4	A	O	O	-	-			1		PINO CR FROM '3433050A020'		
	5040662004G	4	A	-	-	O	O			1				
	[15]	(E)RING-HOLE SNAP (D)RING,DRUCK LOCH								(F)ANNEAU-PRESSION TROU (S)ANILLO-PRESION DE AGUJERO				
	9052199010	4	A	O	O	O	O			1				
	[16]	(E)BEARING-THRUST (D)KUGELLAGER,SCHUB								(F)ROULEMENT-BUTEE (S)COJINETE-EMPUJE				
	5040632007K	4	A	O	O	O	O			1				
	[17]	(E)GEAR A-PLANETARY (D)GETRIEBE,PLANETARY								(F)ENGRENAGE-PLANETAIRE (S)ENGRANAJE-PLANETARIO				
	5040659003K	4	A	O	O	-	-			1				
	5040659001S	4	A	-	-	O	O			1				
	[18]	(E)RACE-THRUST BEARING (D)GLEITBAHN,SCHUBLAGER								(F)CAGE-ROULEMENT DE BUTEE (S)CARRERA-COJINETE				
	5040018007R	4	A	O	O	O	O			1				
	[19]	(E)BEARING-THRUST(W/RACE) (D)KUGELLAGER,SCHUB								(F)ROULEMENT-BUTEE (S)COJINETE-EMPUJE				
	5040632003Y	4	A	O	O	O	O			1				
	Y 5040632010K	4	A	O	O	O	O			1				
BDY(BODY)		T/A(TRANSAXLE)								LEVEL(TRIM LEVEL)				
4 : 4 DOOR		M : MANUAL T/A A : AUTOMATIC T/A								I : GL II : GLX III : CD18 IV : CD20				

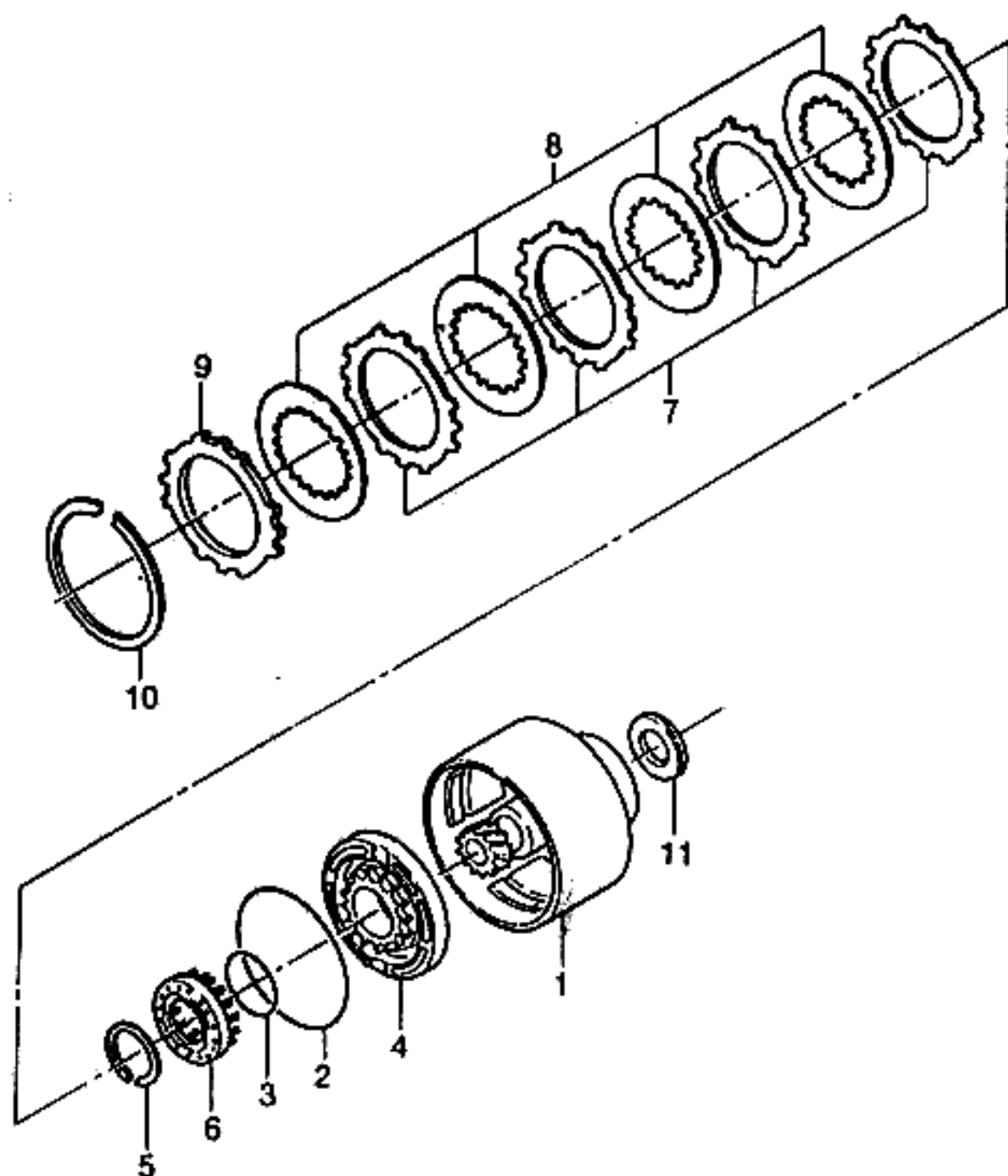


KEY NO.		PART NAME												
I T C	PART NO.	M O D E L				OPTION	L / R	Q T Y	EFFECTIVE DATE		REMARKS	P / C O D E		
		B D / Y	T A	LEVEL					FROM	TO				
				I	II								III	IV
	[20]	(E)FLANGE-RR PLANET RINGGEAR	(F)FLASQUE											
	5040031005T	(D)FLANSCH	(S)PESTAÑA											
	5040031004W	4 A O O - -	1											
	[21]	(E)RING-HOLE SNAP	(F)ANNEAU-PRESSION TROU											
	5040139008E	(D)RING, DRUCK LOCH	(S)ANILLO-PRESION DE AGUJERO											
	5040139007H	4 A O O - -	1											
	[22]	(E)GEAR-REAR PLANETARY RING	(F)ENGRENAGE											
	5040162004J	(D)RÜCKGETRIEBE	(S)ENGRANAJE											
	5040162003M	4 A O O - -	1											
	[23]	(E)RACE-THRUST BEARING	(F)CAGE-ROULEMENT DE BUTEE											
	5040018017T	(D)GLEITBAHN, SCHUBLAGER	(S)CARRERA-COJINETE											
	[24]	(E)BEARING-THRUST	(F)ROULEMENT-BUTEE											
	5040632009D	(D)KUGELLAGER, SCHUB	(S)COJINETE-EMPUJE											
	[25]	(E)GEAR A-PLANETARY SUN	(F)ENGRENAGE											
	5040665002H	(D)GETRIEBE, PLANETARY SUN	(S)ENGRANAJE-SOL PLANETARIO											
	5040665001L	4 A O O - -	1											
	O 3570650A010	4 A - - O O	1						930331					
	[26]	(E)BEARING-THRUST	(F)ROULEMENT-BUTEE											
	5040632005S	(D)KUGELLAGER, SCHUB	(S)COJINETE-EMPUJE											
	[27]	(E)RACE-THRUST BEARING	(F)CAGE-ROULEMENT DE BUTEE											
	5040018009J	(D)GLEITBAHN, SCHUBLAGER	(S)CARRERA-COJINETE											
	[28]	(E)BEARING-THRUST NDL ROLLER	(F)ROULEMENT											
	5040132006R	(D)ROLLENLAGER, SCHUB	(S)COJINETE-RODILLO											
	N 9037423A001	4 A O O O O	1						930331					
		4 A O O O O	1						930401					

BDY(BODY)	T/A(TRANSAXLE)	LEVEL(TRIM LEVEL)
4 : 4 DOOR	M : MANUAL T/A A : AUTOMATIC T/A	I : GL II : GLX III : CD18 IV : CD20

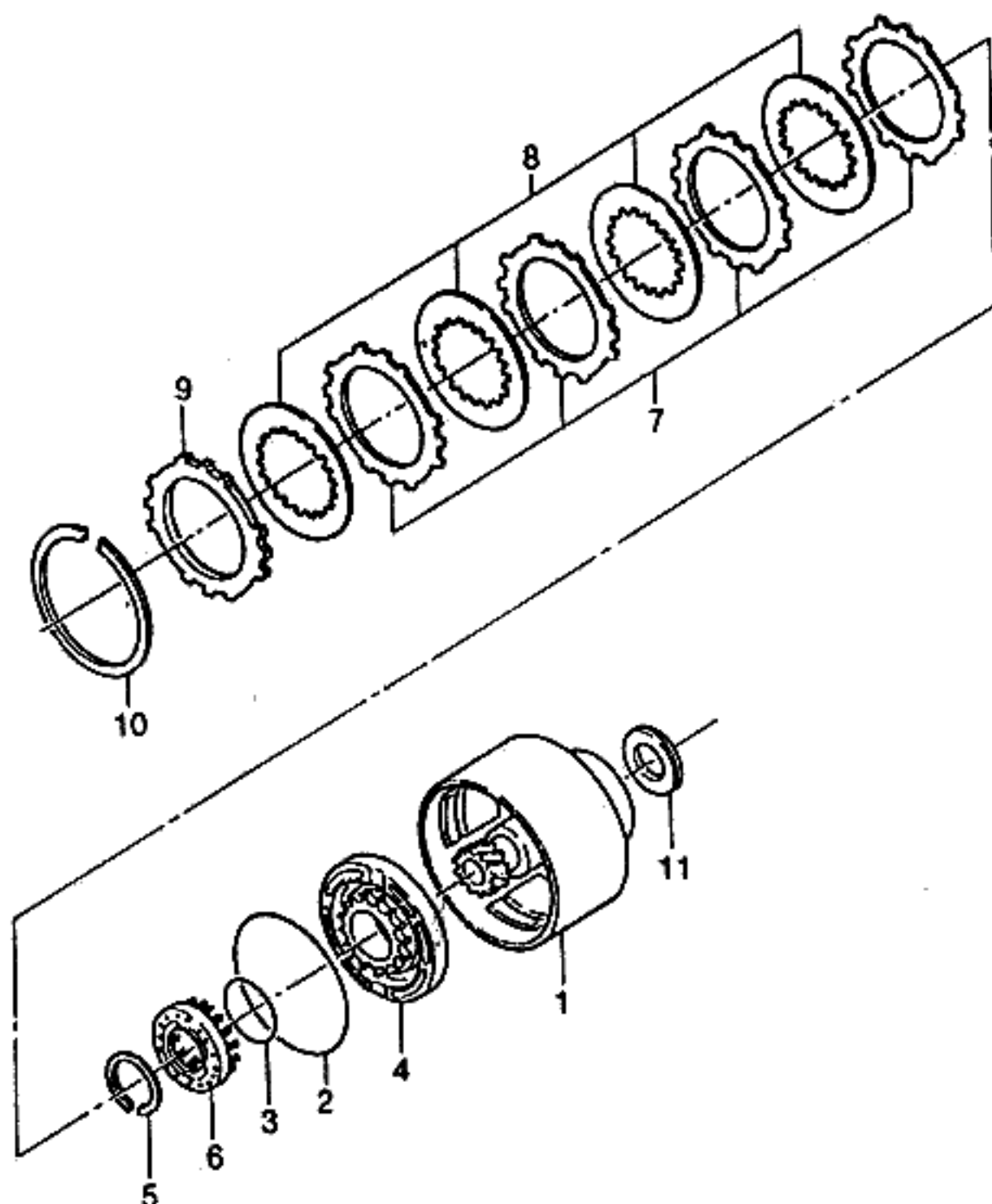


KEY NO.			PART NAME											
I T C	PART NO.	M O D E L				O P T I O N	L / R	Q T Y	EFFECTIVE DATE		R E M A R K S	P / C O D E		
		B D Y	T / A	L E V E L					F R O M	T O				
				I	II								III	IV
	[29]	(E)RACE-THRUST BEARING (D)GLEITBAHN,SCHUBLAGER							(F)CAGE-ROULEMENT DE BUTEE (S)CARRERA-COJINETE					
	5040018008M	4	A	O	O	O	O		1		T=0.81			
	5040018016W	4	A	O	O	O	O		1		T=1.15			

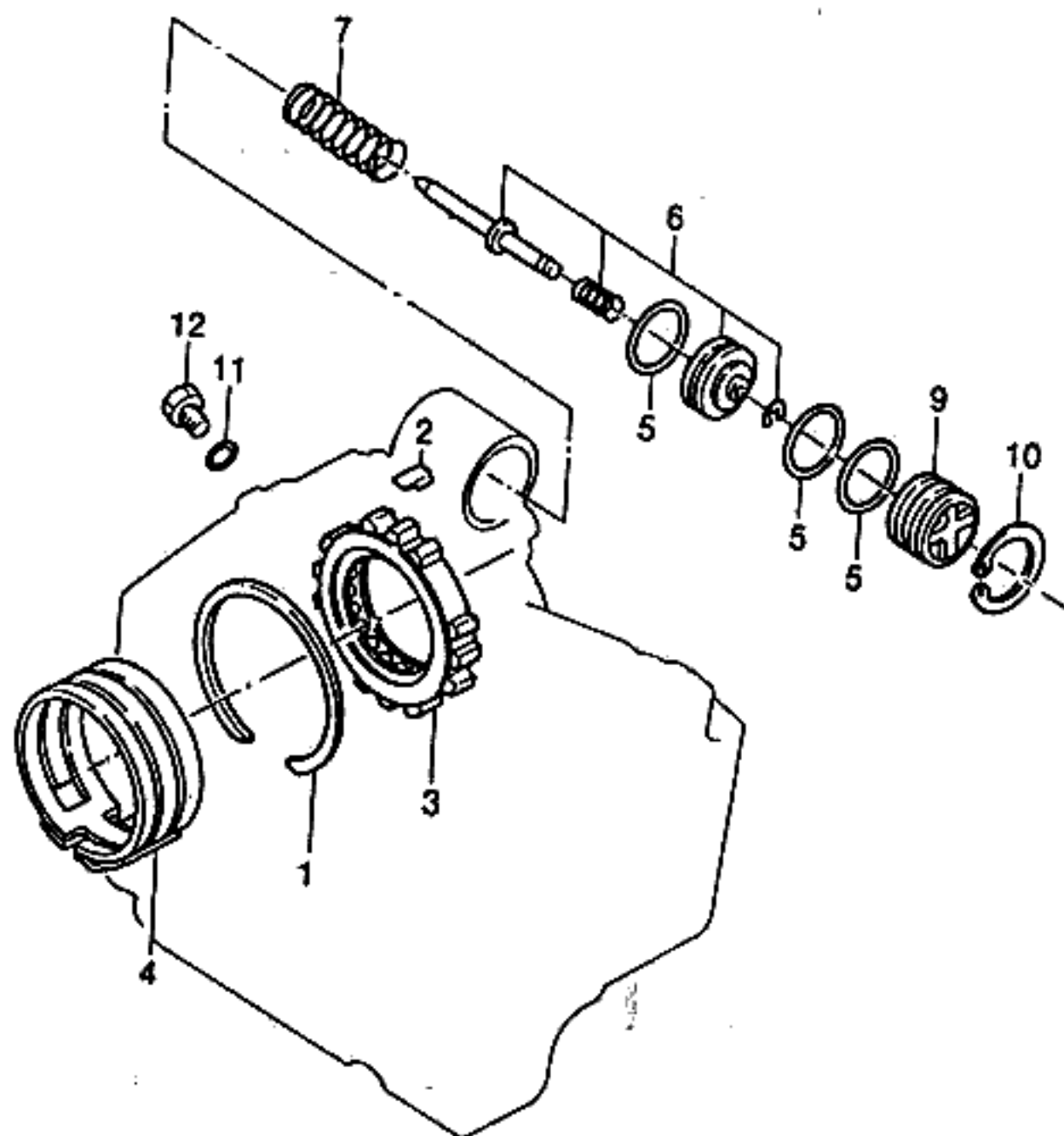


KEY NO.		PART NAME												
I T C	PART NO.	M O D E L				O P T I O N	L / R	Q T Y	E F F E C T I V E D A T E		R E M A R K S	P / C O D E		
		B D Y	T / A	L E V E L					F R O M	T O				
				I	II								III	IV
	[01]	(E)DRUM SUB A-UNDER DRIVE (D)UNTER-TROMMEL						(F)TAMBOUR SUB (S)TAMBOR SUB-BAJO IMPULSO						
	5040625006M	4 A O O - -						1	930331					
	N 3420450A040	4 A O O - -						1	930401					
	5040625005R	4 A - - O O						1	930331					
	N 3420450A030	4 A - - O O						1	930401					
	[02]	(E)O RING (D)O RING						(F)JOINT TORIQUE (S)ANILLO EN O						
	0300141001N	4 A O O - -						1		56.82x2.62				
	5040141003P	4 A - - O O						1		50.9 x2.62				
	[03]	(E)O RING, OUTER (D)O RING, AUßEN						(F)JOINT TORIQUE-EXTERNE (S)ANILLO EN O-EXTERNO						
	1040141002N	4 A O O O O						1		98.25x3.1				
	[04]	(E)PISTON SUB A-U/DRIVE CLUTCH (D)KOLBEN						(F)PISTON SUB (S)PISTON SUB						
	5040624005J	4 A O O - -						1						
	5040624004M	4 A - - O O						1						
	[05]	(E)RING-SHAFT SNAP (D)RING, STAB DRUCK						(F)ANNEAU-PRESSION D'ARBRE (S)ANILLO-DE PRESION						
	5040139009B	4 A O O - -						1						
	5040139010H	4 A - - O O						1						
	[06]	(E)SPRING SUB A-CLUTCH PISTON (D)FEDERUNG						(F)RESSORT SUB (S)RESORTE						
	5040656006F	4 A O O - -						1						
	5040656007C	4 A - - O O						1						
	[07]	(E)PLATE-DISC CLUTCH (D)PLATTE, SCHEIBEN-KUPPLUNG						(F)PLAQUE-EMBAYAGE A DISQUE (S)PLACA-EMBRAGUE DISCO						
	5040166003N	4 A O O O O						4						
	[08]	(E)DISC-CLUTCH & FACING (D)SCHEIBE						(F)DISQUE (S)DISCO-EMBRAGUE Y CARA						
	5040666001T	4 A O O O O						4	940831					
	O 5040666008V	4 A O O O O						4	940901					

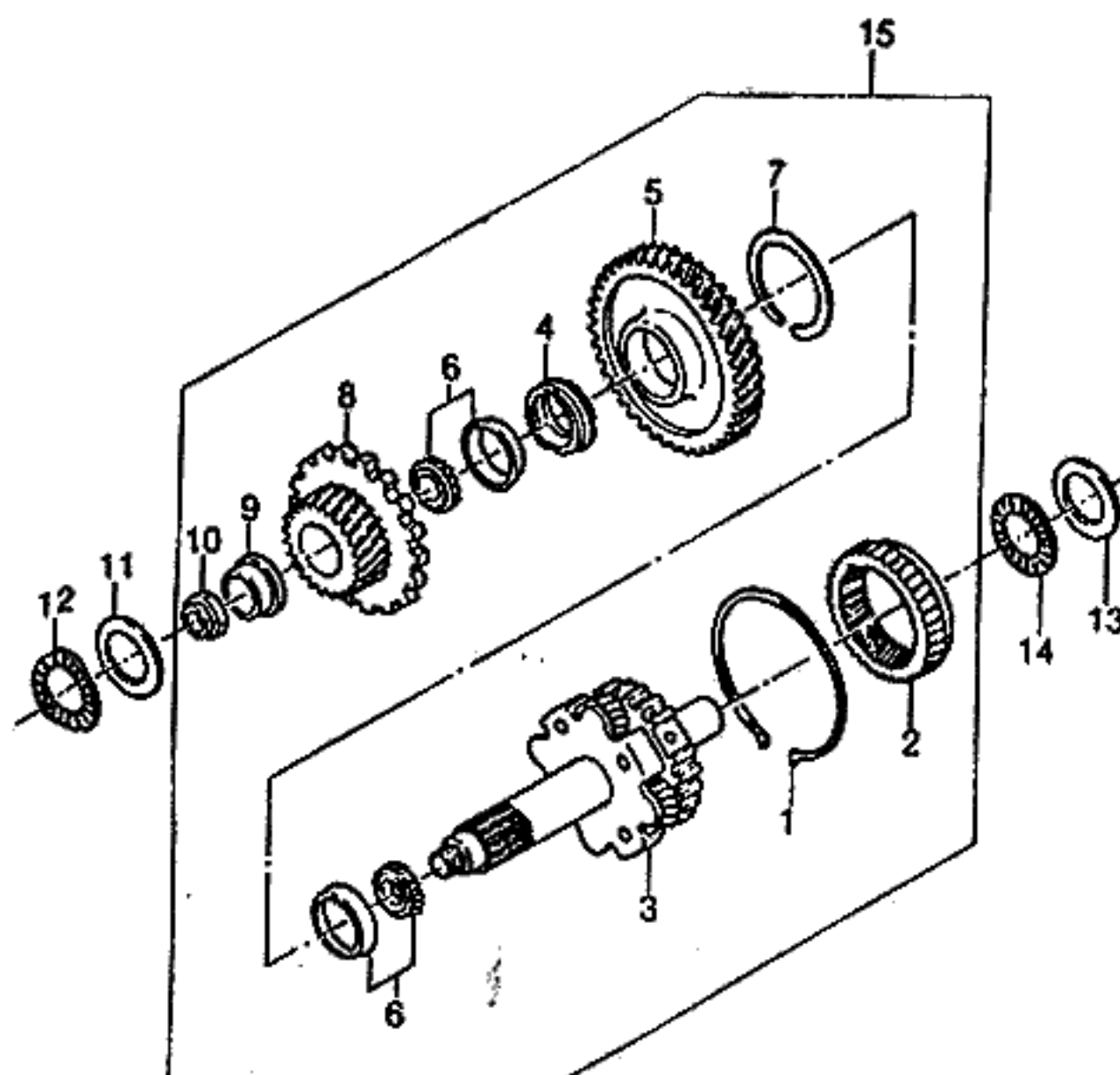
BDY(BODY)	T/A(TRANSAXLE)	LEVEL(TRIM LEVEL)
4 : 4 DOOR	M : MANUAL T/A A : AUTOMATIC T/A	I : GL II : GLX III : CD18 IV : CD20



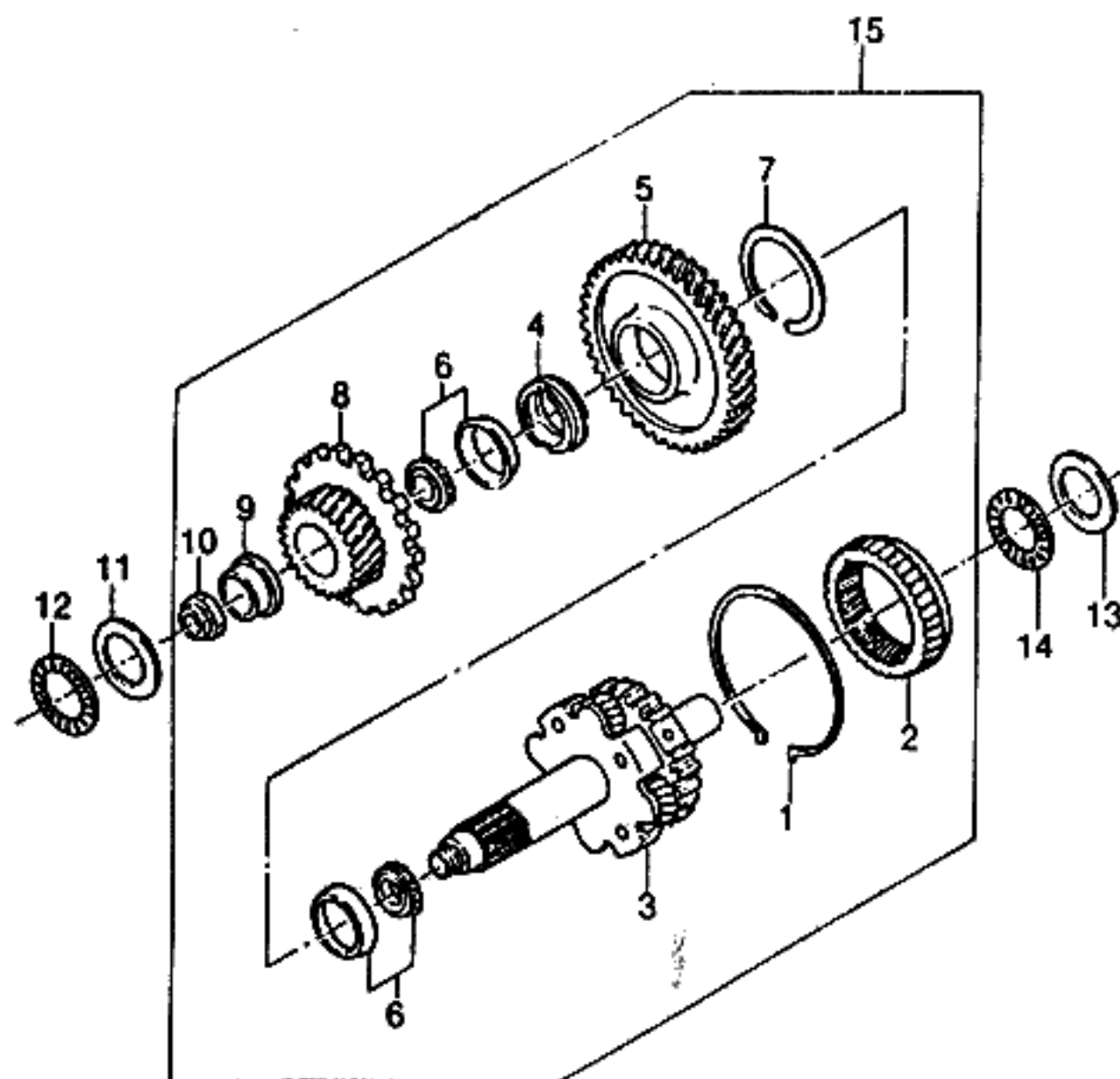
KEY NO.			PART NAME											
I T C	PART NO.	M O D E L				O P T I O N	L / R	Q T Y	E F F E C T I V E D A T E		R E M A R K S	P / C O D E		
		B D Y	T / A	L E V E L					F R O M	T O				
				I	II								III	IV
	[09]	(E)FLANGE-CLUTCH (D)FLANSCH,KUPPLUNG						(F)FLASQUE-EMBRAYAGE (S)PESTAÑA-EMBRAGUE						
	5040062006H	4 A	O	O	O	O		A			T=3.6			
	5040062011B	4 A	O	O	O	O		A			T=3.8			
	5040062012Y	4 A	O	O	O	O		A			T=4.0			
	[10]	(E)RING-HOLE SNAP (D)RING,DRUCK LOCH												
	5040139003W	4 A	O	O	O	O		1						
	[11]	(E)BEARING-THRUST (D)KUGELLAGER,SCHUB												
	5040632006N	4 A	O	O	O	O		1						
BDY(BODY)			T/A(TRANSAXLE)					LEVEL(TRIM LEVEL)						
4 : 4 DOOR			M : MANUAL T/A A : AUTOMATIC T/A					I : GL II : GLX III : CD18 IV : CD20						



KEY NO.		PART NAME												
I T C	PART NO.	M O D E L				OPTION	L / R	Q T Y	EFFECTIVE DATE		REMARKS	P / C O D E		
		B D Y	T / A	LEVEL					FROM	TO				
				I	II								III	IV
	[01] 5040139011E	(E)RING-HOLE SNAP (D)RING,DRUCK LOCH 4 A O O O O					(F)ANNEAU-PRESSION TROU (S)ANILLO-PRESION DE AGUJERO 1							
	[02] 5040139015S	(E)RETAINER-OUTER RACE (D)HALTER,ÄUßERE GLEITBAHN 4 A O O O O					(F)ARRETOIR-CAGE EXTERNE (S)RETENEDOR-CARRERA 1							
	[03] 5040506001Z	(E)CLUTCH A-UNDERDRIVE 1 WAY (D)KUPPLUNG,U/D EINWEG 4 A O O O O					(F)EMBRAYAGE (S)EMBRAGUE-U/D 1 DIRECTION 1							
	[04] 5040735001U	(E)BAND A-UNDERDRIVE BRAKE (D)BAND,UNTERTRIEB-BREMSE 4 A O O O O					(F)BANDE (S)BRIDA 1							
	[05] 2030141003R	(E)O RING (D)O RING 4 A O O O O					(F)JOINT TORIQUE (S)ANILLO EN O 3							
	[06] 5040624006F	(E)PISTON A-UNDERDRIVE BRAKE (D)KOLBEN 4 A O O O O					(F)PISTON (S)PISTON A				L=70.5			
	5040624007C	4 A O O O O					A				L=72.0			
	[07] 5040156014S	(E)SPRING (D)FEDERUNG 4 A O O O O					(F)RESSORT (S)RESORTE 1							
	[09] 5040039014A	(E)COVER-UNDERDRIVE BRAKE (D)DECKEL 4 A O O O O					(F)CARTER (S)CUBIERTA 1							
	[10] 5040139012B	(E)RING-HOLE SNAP (D)RING,DRUCK LOCH 4 A O O O O					(F)ANNEAU-PRESSION TROU (S)ANILLO-PRESION DE AGUJERO 1							
	[11] 0371141003E	(E)O RING (D)O RING 4 A O O O O					(F)JOINT TORIQUE (S)ANILLO EN O 1				17.8x2.4			
	[12] 5040183010X	(E)BOLT (D)SCHRAUBE 4 A O O O O					(F)BOULON (S)PERNO 1				M20x1.5			
BDY(BODY)		T/A(TRANSAXLE)						LEVEL(TRIM LEVEL)						
4 : 4 DOOR		M : MANUAL T/A A : AUTOMATIC T/A						I : GL II : GLX III : CD18 IV : CD20						

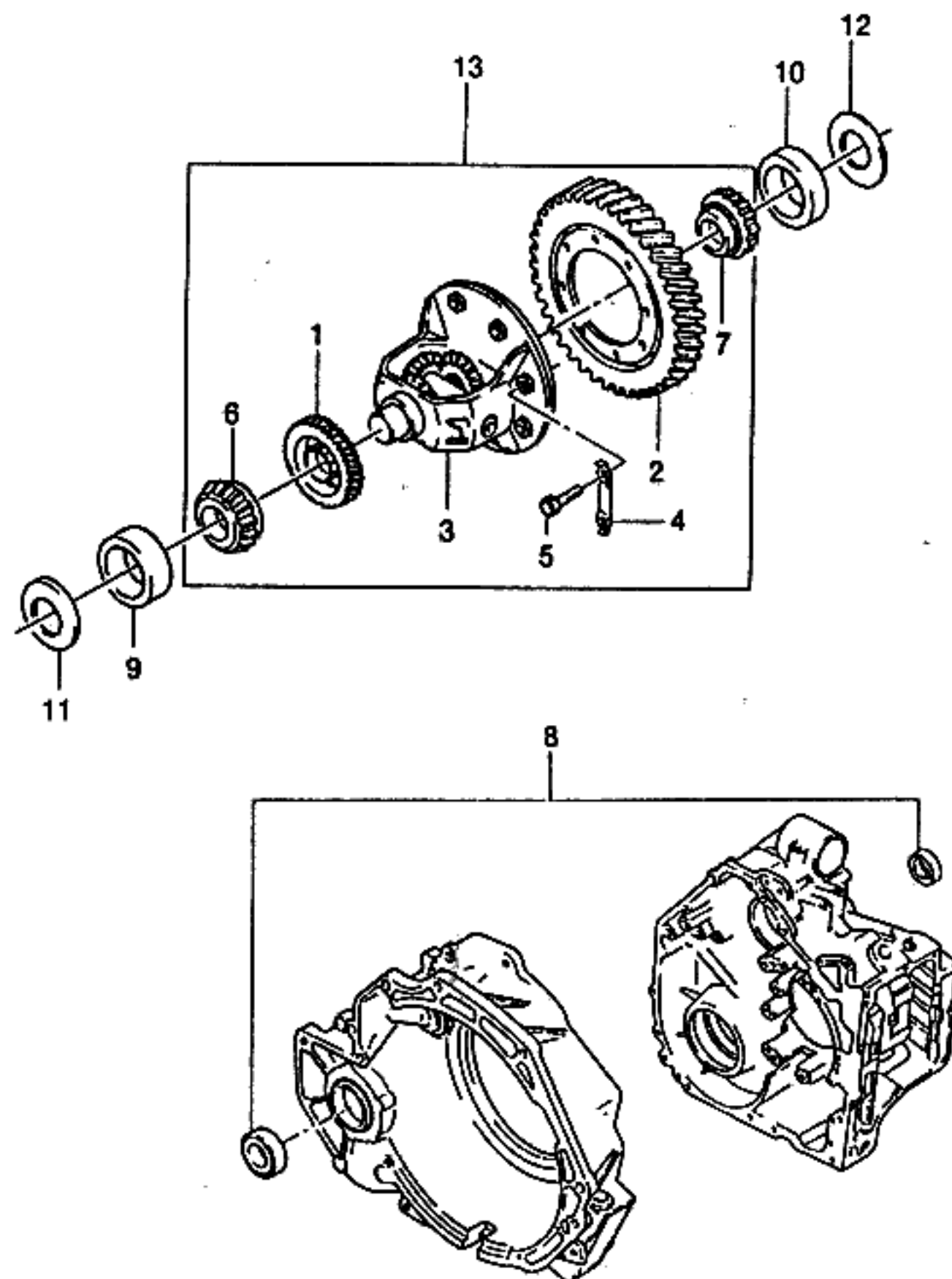


KEY NO.		PART NAME										P / CODE		
I T C	PART NO.	M O D E L						O P T I O N	L / R	Q T Y	EFFECTIVE DATE		REMARKS	
		B D Y	T / A	L E V E L							F R O M			T O
				I	II	III	IV							
	[01]	(E)RING-HOLE SNAP (D)RING,DRUCK LOCH								(F)ANNEAU-PRESSION TROU (S)ANILLO-PRESION DE AGUJERO				
	5040139013Y	4 A O O O O								1				
	[02]	(E)GEAR-U/D PLANETARY RING (D)GETRIEBE,PLANETARY RING								(F)ENGRENAGE-ANNEAU (S)ENGRANAJE				
	5040162006C	4 A O O - -								1				
	5040162005F	4 A - - O O								1				
	[03]	(E)GEAR A-U/DRIVE PLANETARY (D)GETRIEBE								(F)ENGRENAGE (S)ENGRANAJE				
	5040659008U	4 A O O - -								1	930331			
	N 3433050A020	4 A O O - -								1	930401			
	5040659006A	4 A - - O O								1	930331			
	N 3433050A010	4 A - - O O								1	930401			
	[04]	(E)SPACER-TAPER ROLLER BRG (D)DISTANZSTÜCK								(F)ENTRETOISE (S)ESPACIADOR				
	5040053007R	4 A O O O O								1				
	[05]	(E)GEAR-COUNTER DRIVEN (D)GETRIEBE								(F)ENGRENAGE-CONTRE (S)ENGRANAJE-CONTRA IMPULSO				
	5040101004D	4 A O O - -								1				
	5040101003G	4 A - - O O								1				
	[06]	(E)BEARING-TAPERED ROLLER (D)ROLLENLAGER,ZUGESPITZT								(F)ROULEMENT-ROULEAU FUSELE (S)COJINETE-RODILLO REDUCIDO				
	5040132007M	4 A O O O O								2				
	[07]	(E)RING-HOLE SNAP (D)RING,DRUCK LOCH								(F)ANNEAU-PRESSION TROU (S)ANILLO-PRESION DE AGUJERO				
	5040139001C	4 A O O O O								1				
	[08]	(E)GEAR A-DIFF DRIVE PINION (D)AUSGLEICHSGETRIEBE								(F)ENGRENAGE (S)ENGRANAJE-PINON				
	5040662008U	4 A O O - -								1				
	5040662012R	4 A - - O -								1				
	5040662007X	4 A - - - O								1				
	[09]	(E)RACE-ROLLER BEARING,INR (D)GLEITBAHN,ROLLENLAGER								(F)CAGE-ROULEMENT,INTERNE (S)CARRERA-COJINETE				
BDY(BODY)			T/A(TRANSAXLE)							LEVEL(TRIM LEVEL)				
4 : 4 DOOR			M : MANUAL T/A A : AUTOMATIC T/A							I : GL II : GLX III : CD18 IV : CD20				



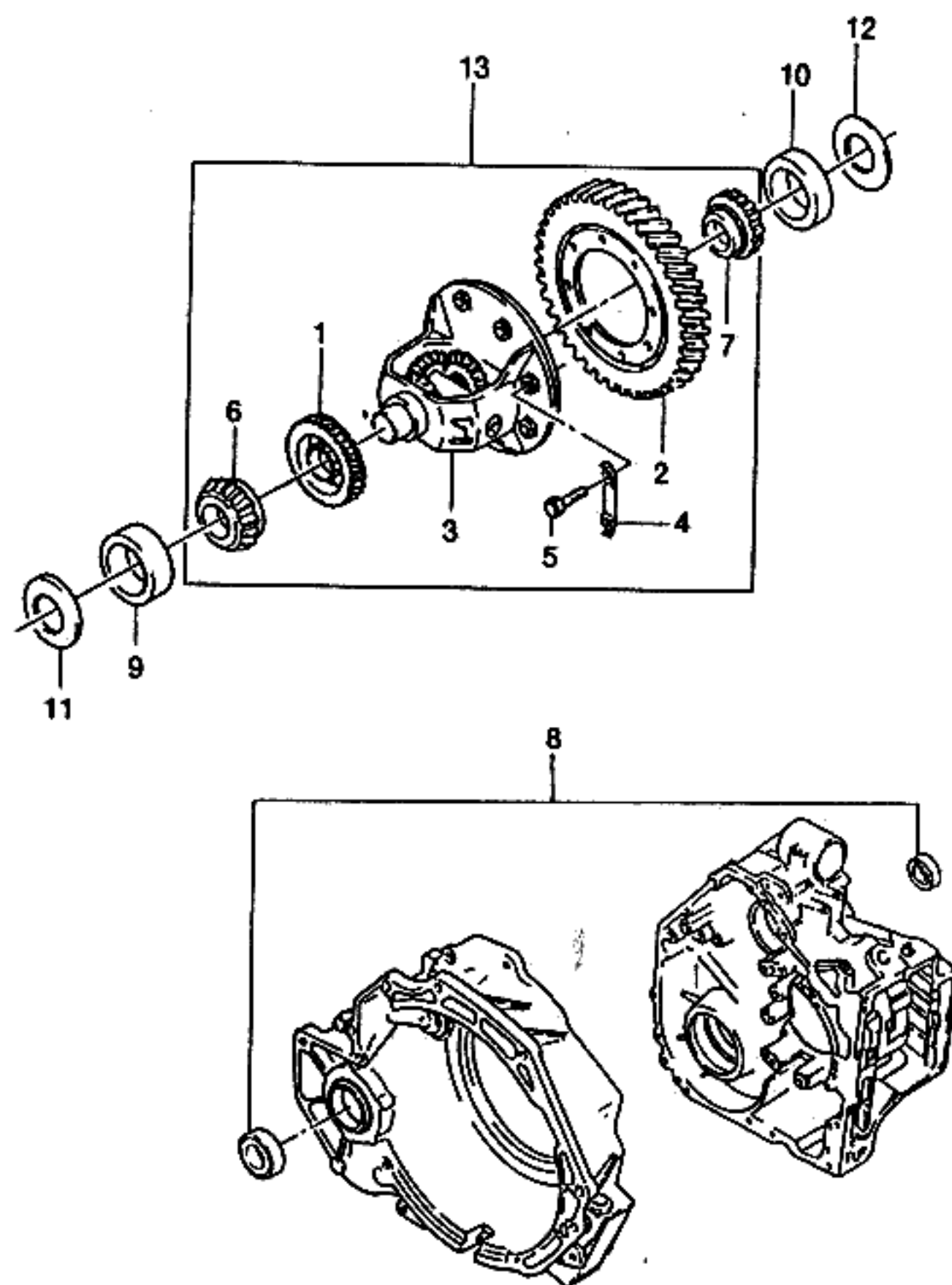
KEY NO.		PART NAME												
I T C	PART NO.	M O D E L				OPTION	L / R	Q T Y	EFFECTIVE DATE		REMARKS	P / C O D E		
		B D Y	T / A	LEVEL					FROM	TO				
				I	II								III	IV
	5040018011M [10]	4	A	O	O	O	O		1			(E)NUT-LOCKING (D)KONTERMUTTER (F)ECROU-DE BLOCAGE (S)TUERCA-CERRADORA		
	5040149002V [11]	4	A	O	O	O	O		1			(E)RACE-THRUST BEARING (D)GLEITBAHN,SCHUBLAGER (F)CAGE-ROULEMENT DE BUTEE (S)CARRERA-COJINETE		
	5040018012J [12]	4	A	O	O	O	O		1			(E)BEARING-THRUST NDL ROLLER (D)KUGELLAGER,NADEL SCHUB (F)ROULEMENT (S)COJINETE-AGUJA DE EMPUJE		
	5040132008J [13]	4	A	O	O	O	O		1			(E)RACE-THRUST BEARING (D)GLEITBAHN,SCHUBLAGER (F)CAGE-ROULEMENT DE BUTEE (S)CARRERA-COJINETE		
	5040018013F [14]	4	A	O	O	O	O		1			(E)BEARING-THRUST (D)KUGELLAGER,SCHUB (F)ROULEMENT-BUTEE (S)COJINETE-EMPUJE		
	5040632008G [15]	4	A	O	O	O	O		1			(E)GEAR A-UNDER DRIVE (D)GETRIEBE,UNTER ANTRIEB (F)ENGRENAGE (S)ENGRANAJE-BAJO IMPULSO		
	5040662010X	4	A	O	O	-	-			930331	INCLUDE #1-10			
N	3430050A050	4	A	O	O	-	-		1	930401	INCLUDE #1-10			
	3430050A030	4	A	-	-	O	A		1		INCLUDE #1-10			
	5040662009R	4	A	-	-	-	O		1	930331	INCLUDE #1-10			
N	3430050A040	4	A	-	-	-	O		1	930401	INCLUDE #1-10			

BDY(BODY)	T/A(TRANSAXLE)	LEVEL(TRIM LEVEL)
4 : 4 DOOR	M : MANUAL T/A A : AUTOMATIC T/A	I : GL II : GLX III : CD18 IV : CD20

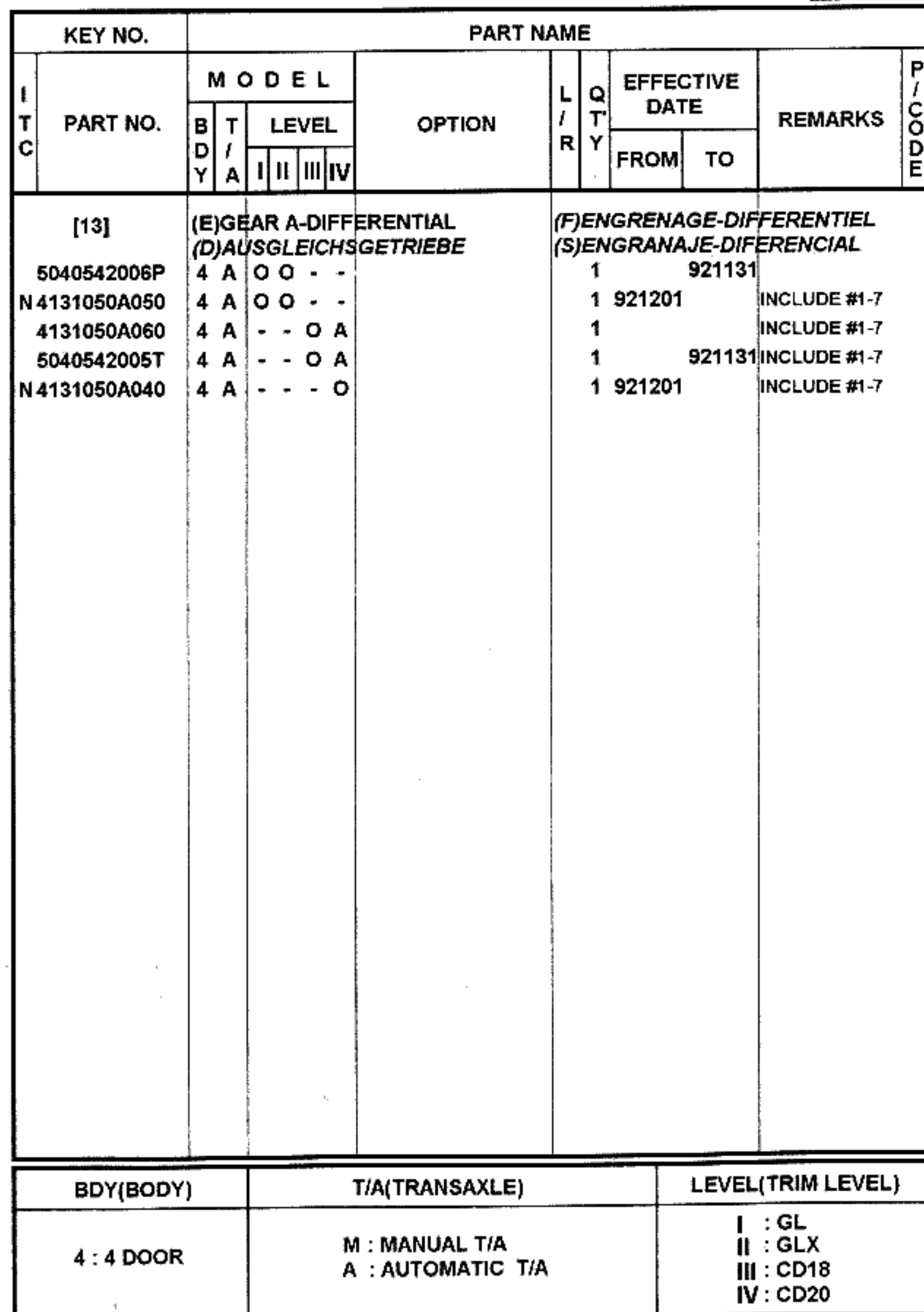


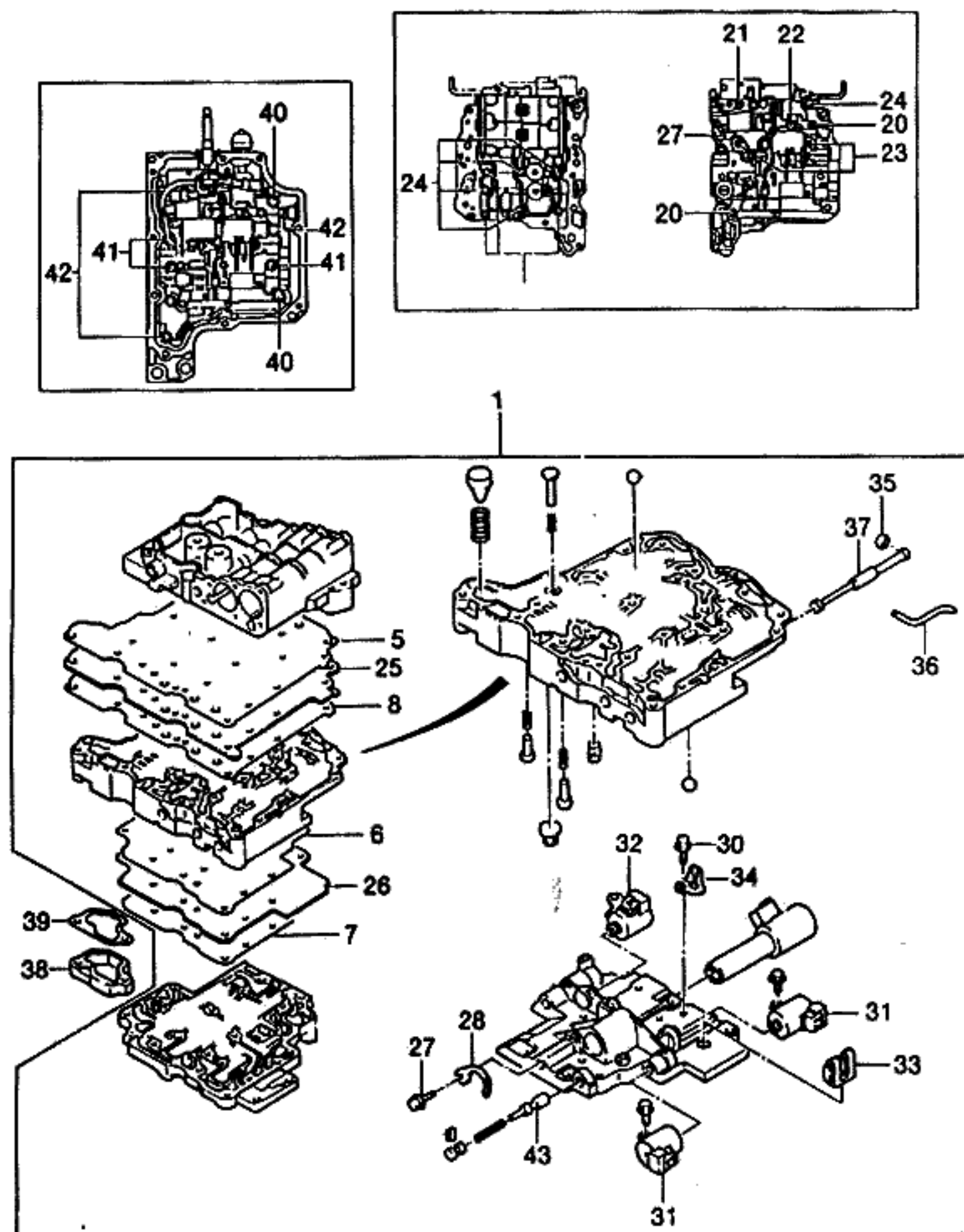
KEY NO.		PART NAME												
I T C	PART NO.	M O D E L				O P T I O N	L / R	Q T Y	E F F E C T I V E D A T E		R E M A R K S	P / C C D E		
		B D Y	T / A	L E V E L					F R O M	T O				
				I	II								III	IV
	[01]	(E)GEAR-SPEEDOMETER DRIVE (D)GETRIEBE						(F)ENGRENAGE (S)ENGRANAJE						
	5040110001C	4 A	O	O	O	O		1	930331					
	N 3348150A010	4 A	O	O	O	O		1	930401					
	[02]	(E)GEAR-DIFFERENTIAL RING (D)AUSGLEICHSGETRIEBE RING						(F)ENGRENAGE-ANNEAU (S)ENGRANAJE						
	5040162009T	4 A	O	O	-	-		1						
	5040162010Z	4 A	-	-	O	A		1						
	5040162008W	4 A	-	-	-	O		1						
	[03]	(E)CASE SUB A-DIFFERENTIAL (D)UNTERKASTEN						(F)CARTER SUB-DIFFERENTIEL (S)CAJA SUB-DIFERENCIAL						
	5040542007L	4 A	O	O	O	O		1	930331					
	N 4130150A010	4 A	O	O	O	O		1	930401					
	[04]	(E)PLATE-RING GEAR SET (D)PLATTE,RING GETRIEBE SATZ						(F)PLAQUE (S)PLACA						
	1140193003M	4 A	O	O	O	O		4						
	[05]	(E)BOLT (D)SCHRAUBE						(F)BOULON (S)PERNO						
	5040183019T	4 A	O	O	O	O		8		M11x1.0x20.5				
	[06]	(E)RACE-TAPER ROLLER BRG,INR (D)GLEITBAHN						(F)CAGE (S)CARRERA-COJINETE						
	5040132012F	4 A	O	O	O	O		1	930331					
	N 5040132025Y	4 A	O	O	O	O		1	930401					
	[07]	(E)RACE-TAPER ROLLER BRG,INR (D)GLEITBAHN						(F)CAGE (S)CARRERA-COJINETE						
	5040132010M	4 A	O	O	O	O		1						
	[08]	(E)SEAL-OIL (D)DICHTUNG,ÖL						(F)JOINT-HUILE (S)SELLO-ACEITE						
	5040044002T	4 A	O	O	O	O		2		T-TYPE				
	[09]	(E)RACE-TAPER ROLLER BRG,OTR (D)GLEITBAHN						(F)CAGE (S)CARRERA-COJINETE						
	5040132013C	4 A	O	O	O	O		1	930331					
	N 5040132026V	4 A	O	O	O	O		1	930401					

BDY(BODY)	T/A(TRANSAXLE)	LEVEL(TRIM LEVEL)
4 : 4 DOOR	M : MANUAL T/A A : AUTOMATIC T/A	I : GL II : GLX III : CD18 IV : CD20

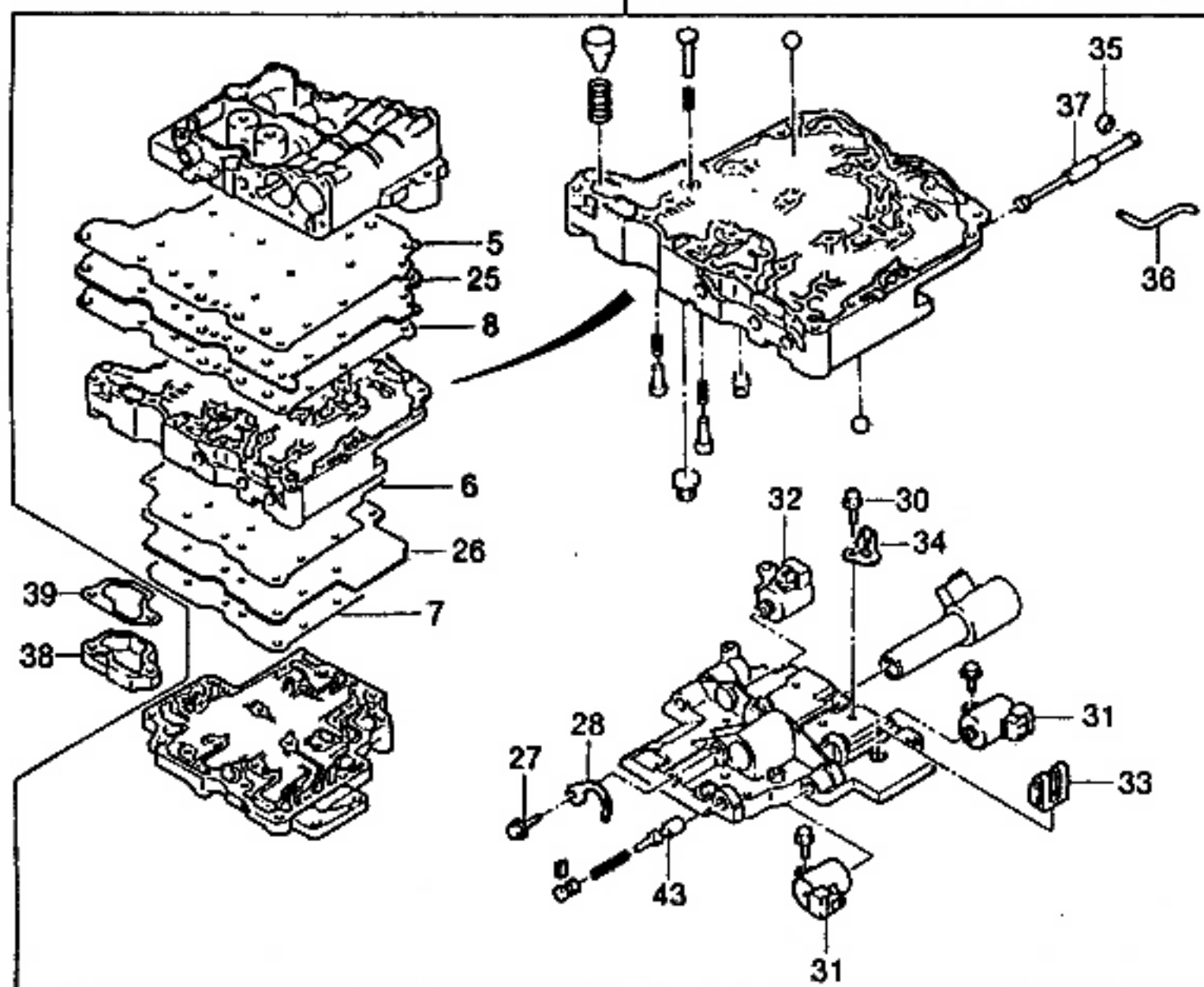
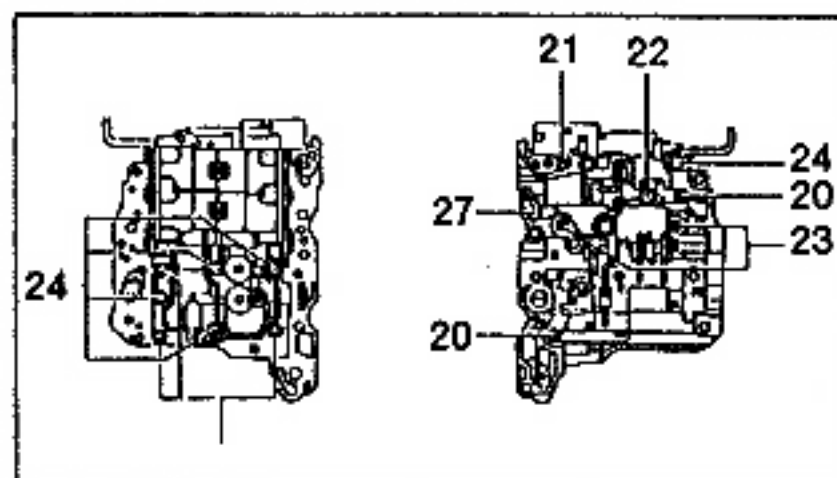
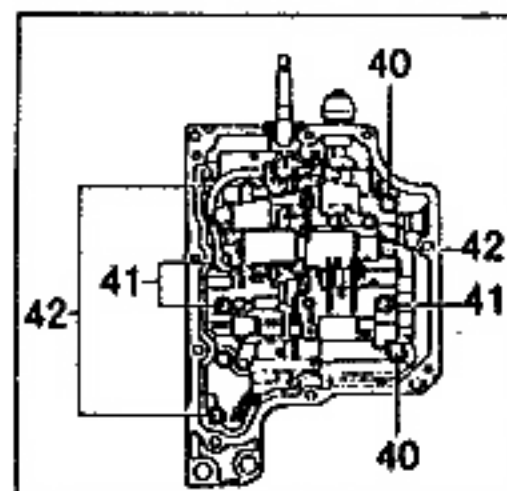


KEY NO.		PART NAME												
I T C	PART NO.	M O D E L						O P T I O N	L / R	Q T Y	EFFECTIVE DATE		R E M A R K S	P / C O D E
		B D Y	T / A	L E V E L							F R O M	T O		
				I	II	III	IV							
	[10]	(E)RACE-TAPER	ROLLER BRG,OTR						(F)CAGE					
	5040132011J	(D)GLEITBAHN							(S)CARRERA-COJINETE					
		4 A	O	O	O	O	O	1						
	[11]	(E)SHIM							(F)CALE DE SUPPORT					
	5040037001V	(D)AUSGLEICHSSCHEIBE							(S)CUÑA					
		4 A	O	O	O	O	O	1		930331		T=2.5		
N	5040037044U	4 A	O	O	O	O	O	1	930401			T=2.00		
	[12]	(E)SHIM							(F)CALE DE SUPPORT					
	5040037021Z	(D)AUSGLEICHSSCHEIBE							(S)CUÑA					
		4 A	O	O	O	O	O	A				T=1.00		
	5040037022W	4 A	O	O	O	O	O	A				T=1.05		
	5040037023T	4 A	O	O	O	O	O	A				T=1.10		
	5040037024P	4 A	O	O	O	O	O	A				T=1.15		
	5040037025L	4 A	O	O	O	O	O	A				T=1.20		
	5040037026H	4 A	O	O	O	O	O	A				T=1.25		
	5040037027E	4 A	O	O	O	O	O	A				T=1.30		
	5040037028B	4 A	O	O	O	O	O	A				T=1.33		
	5040037029Y	4 A	O	O	O	O	O	A				T=1.36		
	5040037030E	4 A	O	O	O	O	O	A				T=1.39		
	5040037031B	4 A	O	O	O	O	O	A				T=1.42		
	5040037032Y	4 A	O	O	O	O	O	A				T=1.45		
	5040037033V	4 A	O	O	O	O	O	A				T=1.48		
	5040037034S	4 A	O	O	O	O	O	A				T=1.51		
	5040037035N	4 A	O	O	O	O	O	A				T=1.54		
	5040037036K	4 A	O	O	O	O	O	A				T=1.57		
	5040037037G	4 A	O	O	O	O	O	A				T=1.60		
	5040037038D	4 A	O	O	O	O	O	A				T=1.65		
	5040037039A	4 A	O	O	O	O	O	A				T=1.70		
	5040037040G	4 A	O	O	O	O	O	A				T=1.75		
	5040037041D	4 A	O	O	O	O	O	A				T=1.80		
	5040037042A	4 A	O	O	O	O	O	A				T=1.85		
	5040037043X	4 A	O	O	O	O	O	A				T=1.90		
BDY(BODY)		T/A(TRANSAXLE)							LEVEL(TRIM LEVEL)					
4 : 4 DOOR		M : MANUAL T/A A : AUTOMATIC T/A							I : GL II : GLX III : CD18 IV : CD20					

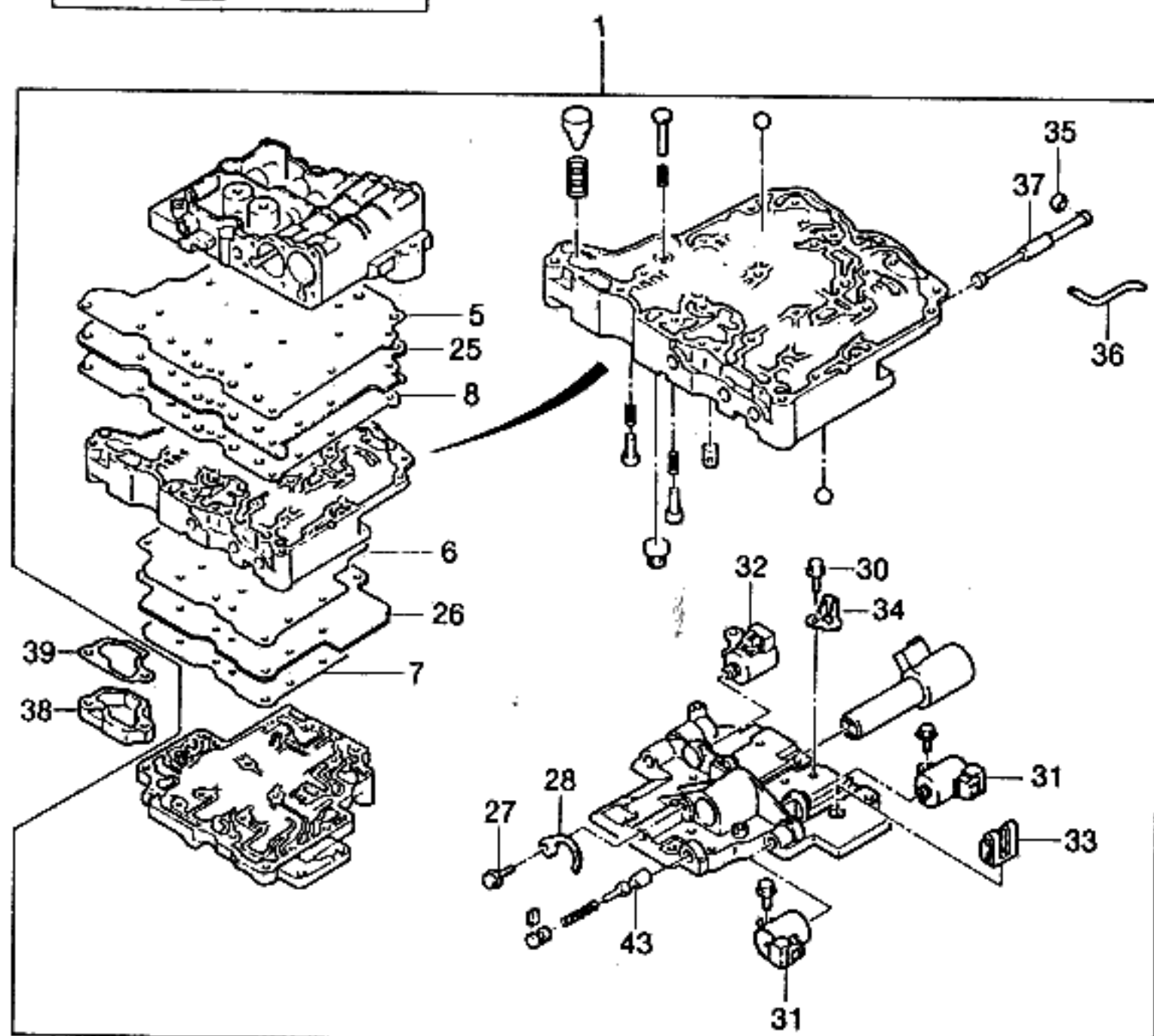




KEY NO.		PART NAME											P / CODE	
I T C	PART NO.	M O D E L				OPTION	L / R	Q T Y	EFFECTIVE DATE		REMARKS			
		B D Y	T / A	LEVEL					FROM	TO				
				I	II							III		IV
	[01]	(E)BODY A-CONTROL VALVE (D)KAROSSERIE										(F)CORPS-SOUPAPE (S)CARROCERIA-VALVULA		
	5040736020H	4 A A A - - &SH7						1	940831		EXCLUDE #38,39			
N	3541050A180	4 A A A - - &SH7						1	940901		EXCLUDE #38,39			
	3541050A181	4 A O O - - &SH6						1	941207		EXCLUDE #38,39			
	3541050A020	4 A - - A A &SH7						1	940831		EXCLUDE #38,39			
N	3541050A021	4 A - - A A &SH7						1	940901		EXCLUDE #38,39			
	3541050A022	4 A - - O O &SH6						1	941207		EXCLUDE #38,39			
	[05]	(E)GASKET-REAR VALVE BODY (D)DICHTUNG, VENTILKÖRPER										(F)JOINT (S)JUNTA-CUERPO DE VALVULA		
	5040045004T	4 A O O O O						1						
	[06]	(E)GASKET-FRT VLV BODY,NO.1 (D)DICHTUNG										(F)JOINT-CORPS SOUPAPE AVANT (S)JUNTA-CUERPO DE VALVULA		
	5040045007H	4 A O O O O						1						
	[07]	(E)GASKET-FRT VLV BODY,NO.2 (D)DICHTUNG										(F)JOINT-CORPS SOUPAPE AVANT (S)JUNTA-CUERPO DE VALVULA		
	5040045008E	4 A A A A A &SH7						1						
	3543650A010	4 A O O O O &SH6						1	941207					
	[08]	(E)GASKET-MIDDLE VALVE BODY (D)DICHTUNG, VENTILKÖRPER										(F)JOINT (S)JUNTA		
	5040045009B	4 A O O O O						1						
	[20]	(E)BOLT-FLANGE (D)SCHRAUBE, FLANSCH										(F)BOULON-AILETTE (S)PERNO-PESTAÑA		
	0355183041W	4 A O O O O						5			M5x0.8x35			
	[21]	(E)BOLT-FLANGE (D)SCHRAUBE, FLANSCH										(F)BOULON-AILETTE (S)PERNO-PESTAÑA		
	0355183042T	4 A O O O O						1			M5x0.8x45			
	[22]	(E)BOLT-FLANGE (D)SCHRAUBE, FLANSCH										(F)BOULON-AILETTE (S)PERNO-PESTAÑA		
	2030183008G	4 A O O O O						1			M5x0.8x16			
	[23]	(E)BOLT-FLANGE (D)SCHRAUBE, FLANSCH										(F)BOULON-AILETTE (S)PERNO-PESTAÑA		
	2030183009D	4 A O O O O						4			M5x0.8x50			
BDY(BODY)		T/A(TRANSAXLE)						LEVEL(TRIM LEVEL)						
4 : 4 DOOR		M : MANUAL T/A A : AUTOMATIC T/A						I : GL II : GLX III : CD18 IV : CD20						

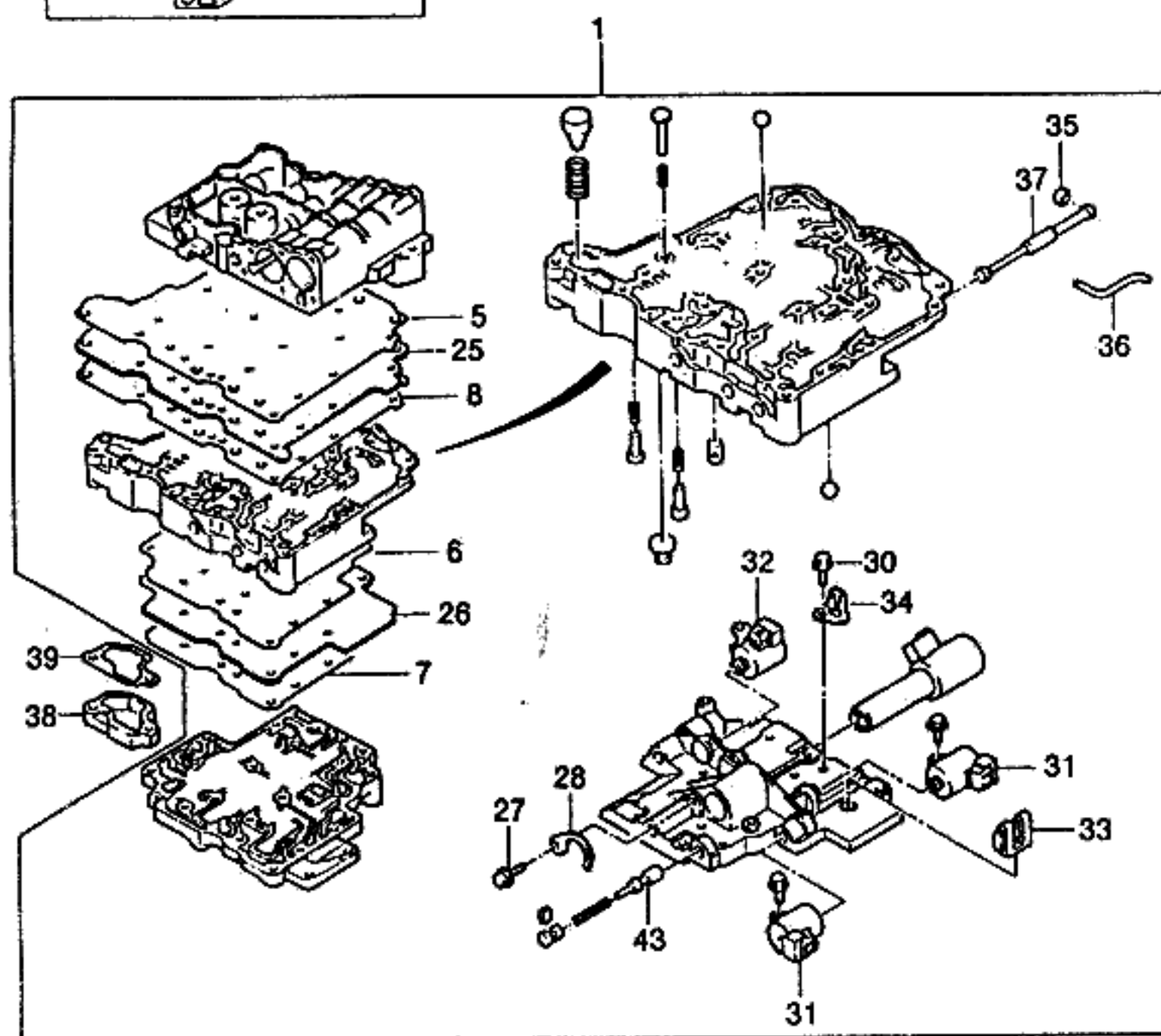


KEY NO.		PART NAME												
I T C	PART NO.	M O D E L						O P T I O N	L / R	Q T Y	E F F E C T I V E D A T E		R E M A R K S	P / C O D E
		B D Y	T / A	L E V E L							F R O M	T O		
				I	II	III	IV							
	[24]	(E)BOLT-FLANGE (D)SCHRAUBE,FLANSCH								(F)BOULON-AILETTE (S)PERNO-PESTAÑA				
	5040183012R	4 A	O	O	O	O				5			M5x0.8x65	
	[25]	(E)PLATE-SEPARATER (D)PLATTE,TRENN												
	5040014030U	4 A	O	O	-	-				1				
	3543250A020	4 A	-	-	O	O				1				
	[26]	(E)PLATE-FRONT VALVE BODY (D)PLATTE												
	5040014016V	4 A	A	A	A	A	&SH7			1				
	3543850A040	4 A	O	O	O	O	&SH6			1	941207			
	[27]	(E)BOLT-FLANGE (D)SCHRAUBE,FLANSCH												
	0355183043P	4 A	O	O	O	O				1			M5x0.8x10	
	[28]	(E)CLAMP (D)KLAMMER												
	5040056004V	4 A	O	O	O	O				1				
	[30]	(E)BOLT-FLANGE (D)SCHRAUBE,FLANSCH												
	0355183043P	4 A	O	O	O	O				1			M5x0.8x10	
	[31]	(E)SOLENOID A-TRANSAXLE (D)SOLENOID,ANTRIEB												
	5040310001S	4 A	O	O	O	O				2	920830			
	O 5040310002N	4 A	O	O	O	O				2	920831 940430			
	Y 8542050A010	4 A	O	O	O	O				2	940501 940502			
	Y 5040310002N	4 A	O	O	O	O				2	940503			
	[32]	(E)SOLENOID A-T/A,DUTY (D)SOLENOID												
	5040313001L	4 A	O	O	O	O				1	940430			
	Y 3526050A010	4 A	O	O	O	O				1	940501 940502			
	Y 5040313001L	4 A	O	O	O	O				1	940503			
	[33]	(E)CLAMP-WIRING (D)KLAMMER,LEITUNGSKABEL												
BDY(BODY)			T/A(TRANSAXLE)						LEVEL(TRIM LEVEL)					
4 : 4 DOOR			M : MANUAL T/A A : AUTOMATIC T/A						I : GL II : GLX III : CD18 IV : CD20					



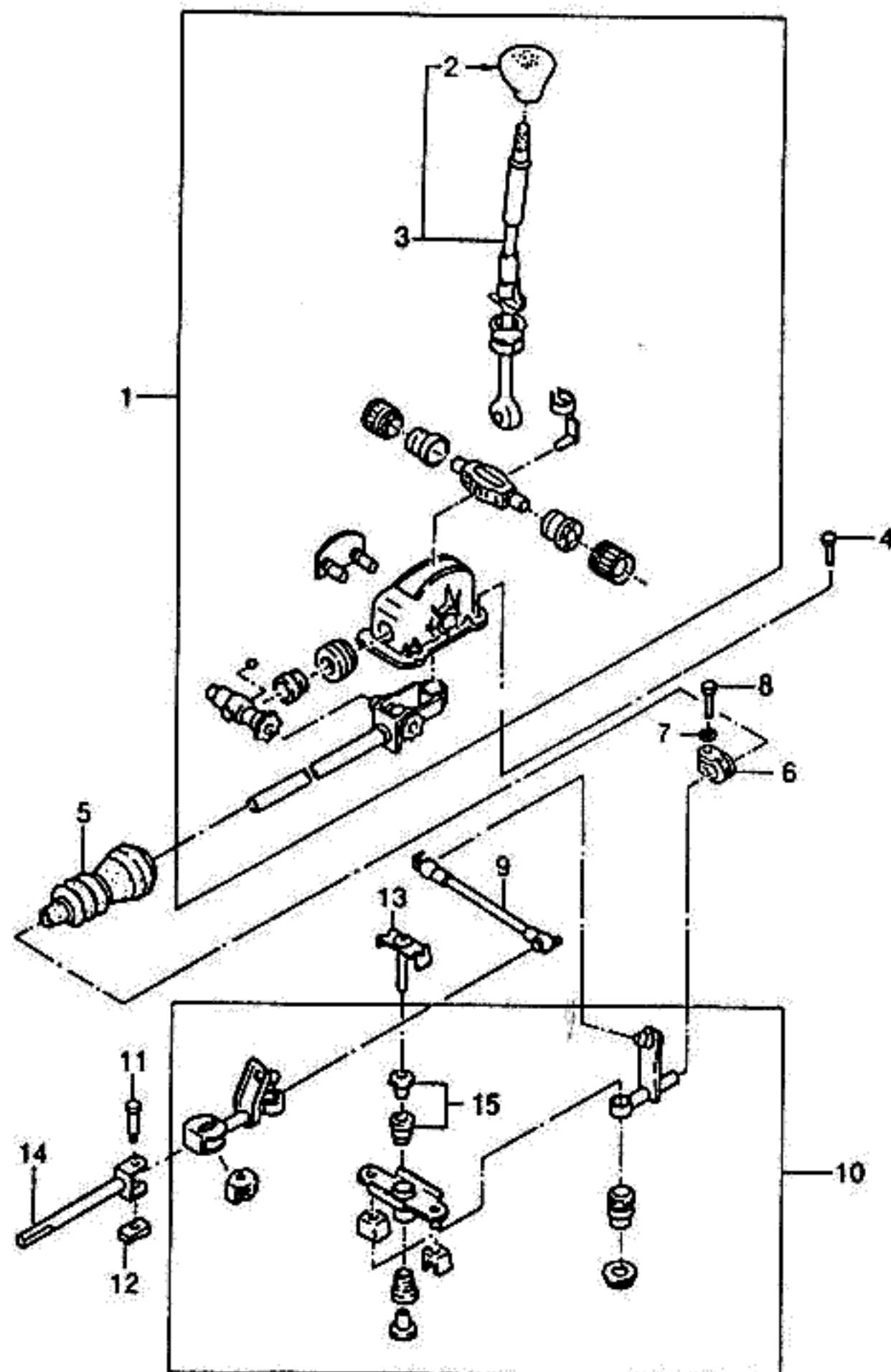
KEY NO.		PART NAME											
I T C	PART NO.	MODEL						OPTION	L / R	Q T Y	EFFECTIVE DATE		REMARKS
		B D Y	T / A	LEVEL							FROM	TO	
				I	II	III	IV						
	5040056003Y [34]	4	A	O	O	O	O	(E)CLAMP-WIRING (D)KLAMMER,LEITUNGSKABEL		1	(F)PINCE-CABLAGE (S)ABRAZADERA-CABLERIA		
	5040056010K [35]	4	A	O	O	O	O	(E)RING-E (D)RING		1	(F)ANNEAU (S)ANILLO		
	1040139003S [36]	4	A	O	O	O	O	(E)ROD-MANUAL VALVE (D)STAB		1	(F)TRINGLE (S)VARILLA		
	5040190005E [37]	4	A	O	O	O	O	(E)VALVE-MANUAL (D)VENTIL		1	(F)SOUPAPE (S)VALVULA		
	5040237001J [38]	4	A	O	O	O	O	(E)COVER-SUCTION (D)DECKEL,ANSAUGER		1	(F)COUVERCLE-ASPIRATION (S)CUBIERTA-SUCCION		
	5040039010N [39]	4	A	O	O	O	O	(E)GASKET-SUCTION COVER (D)DICHTUNG,ANSAUGER DECKEL		1	(F)JOINT-CARTER D'ASPIRATION (S)JUNTA-CUBIERTA DE SUCCION		
	5040045001C [40]	4	A	O	O	O	O	(E)BOLT-FLANGE (D)SCHRAUBE,FLANSCH		1	(F)BOULON-AILETTE (S)PERNO-PESTAÑA		
	1040183009L [41]	4	A	O	O	O	O	(E)BOLT-FLANGE (D)SCHRAUBE,FLANSCH		2	(F)BOULON-AILETTE (S)PERNO-PESTAÑA	M6x1.0x16	
	1140183001Y [42]	4	A	O	O	O	O	(E)BOLT-FLANGE (D)SCHRAUBE,FLANSCH		3	(F)BOULON-AILETTE (S)PERNO-PESTAÑA	M6x1.0x55	
	2030183014X [43]	4	A	O	O	O	O	(E)VALVE-SOLENOID MODULATOR (D)VENTIL,SOLENOID		4	(F)SOUPAPE (S)VALVULA	M6x1.0x50	
	5040237003C [44]	4	A	O	O	O	O	(E)SPRING (D)FEDERUNG		1	(F)RESSORT (S)RESORTE		
	N/S(1)	4	A	O	O	O	O			1			

BDY(BODY)	T/A(TRANSAXLE)	LEVEL(TRIM LEVEL)
4 : 4 DOOR	M : MANUAL T/A A : AUTOMATIC T/A	I : GL II : GLX III : CD18 IV : CD20

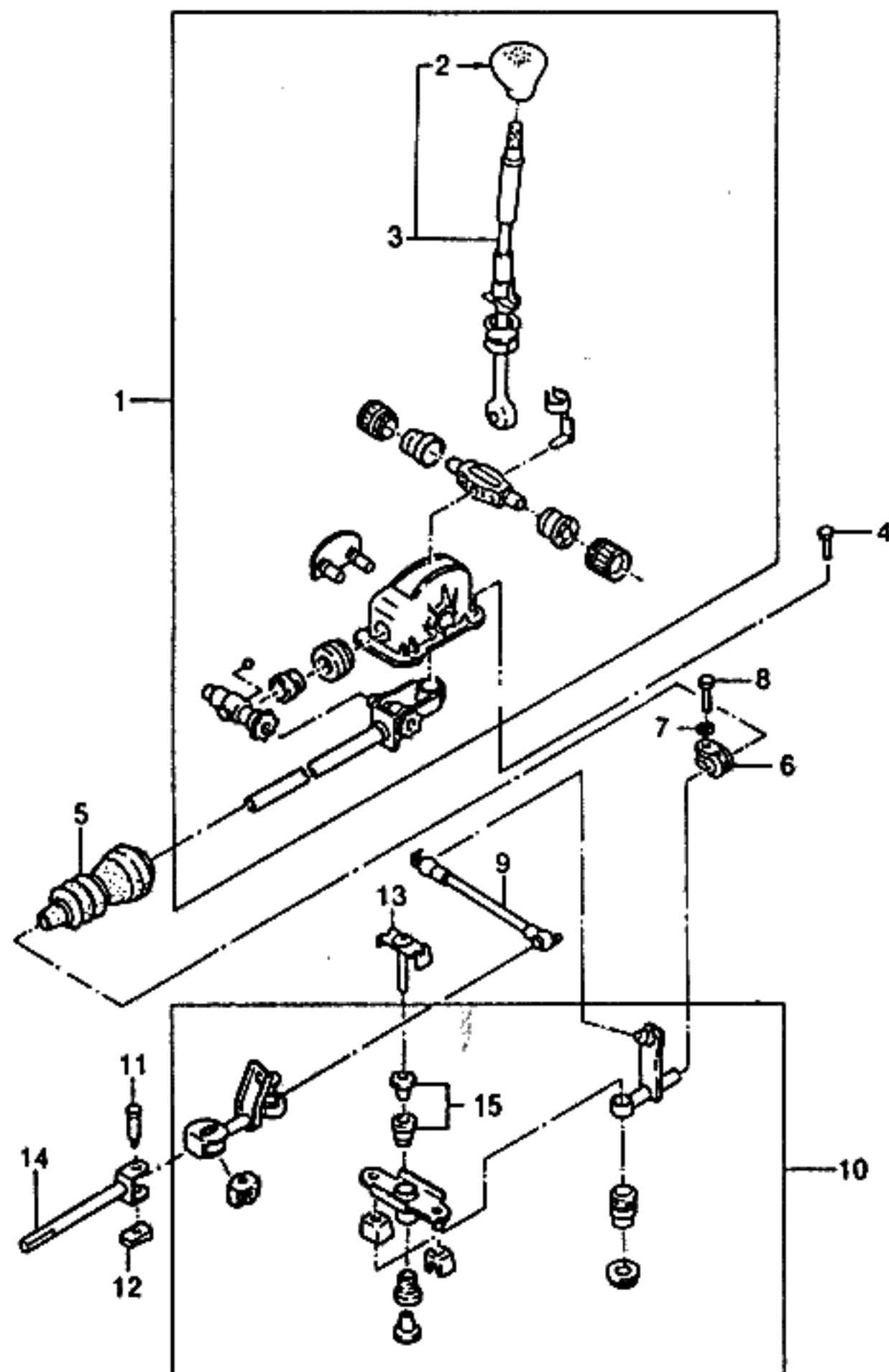


KEY NO.		PART NAME												
I T C	PART NO.	M O D E L						O P T I O N	L / R	Q T Y	E F F E C T I V E D A T E		R E M A R K S	P / C O D E
		B D Y	T / A	L E V E L							F R O M	T O		
				I	II	III	IV							
	[45] N/S(1)	(E)PLUG (D)STÖPSEL 4 A	O	O	O	O			(F)BOUCHON (S)TAPON 1					
	[46] N/S(1)	(E)RETAINER-VALVE (D)HALTER, VENTIL 4 A	O	O	O	O			(F)ARRETOIR (S)RETENEDOR 1					

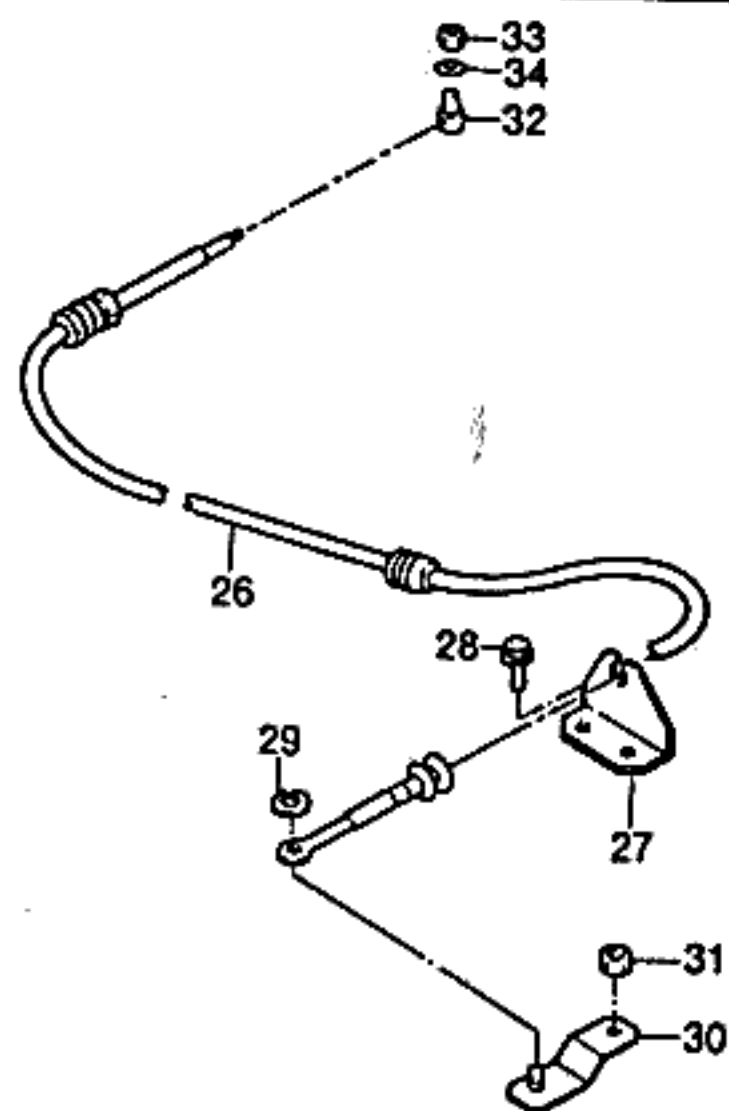
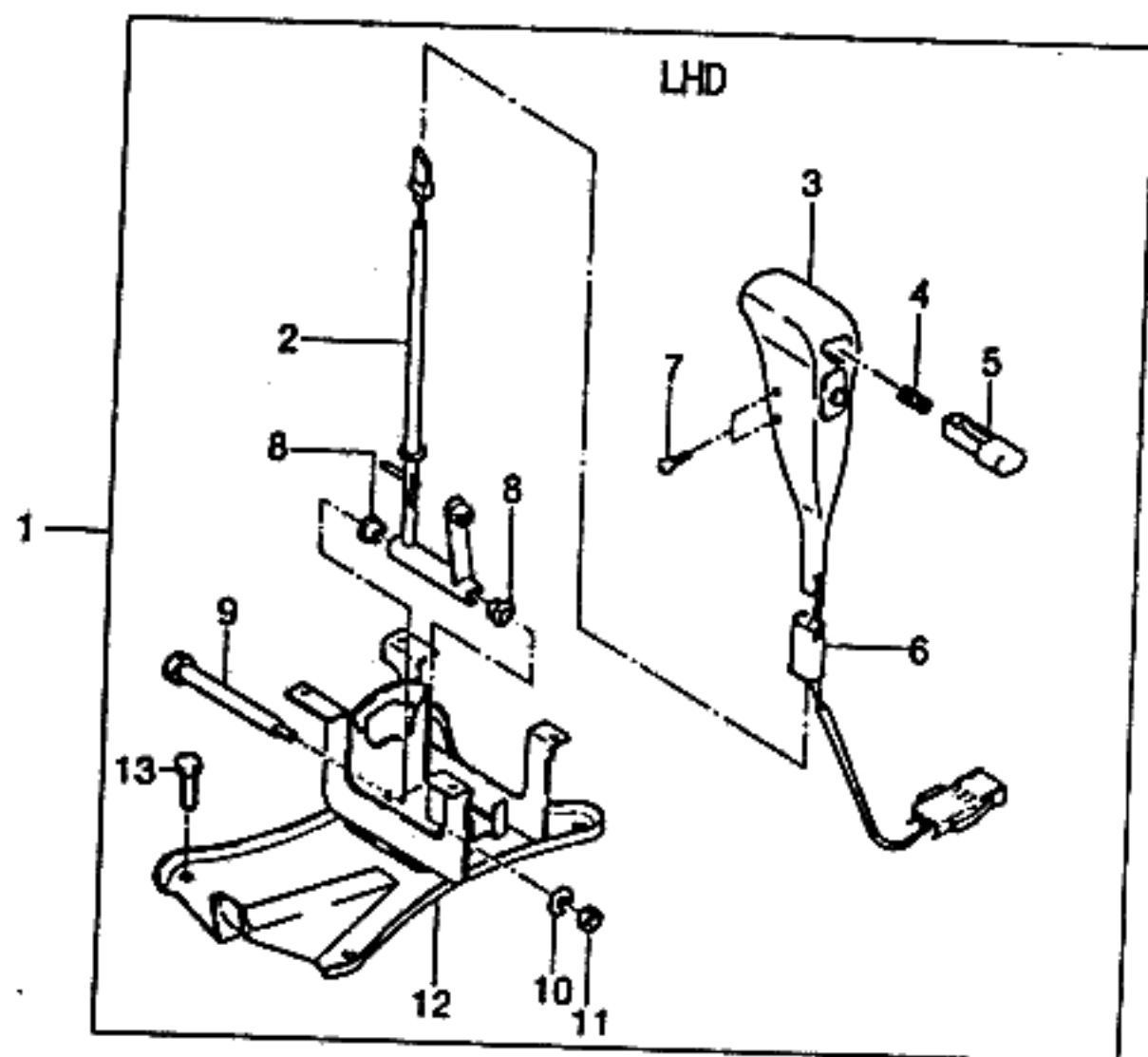
BDY(BODY)	T/A(TRANSAXLE)	LEVEL(TRIM LEVEL)
4 : 4 DOOR	M : MANUAL T/A A : AUTOMATIC T/A	I : GL II : GLX III : CD18 IV : CD20



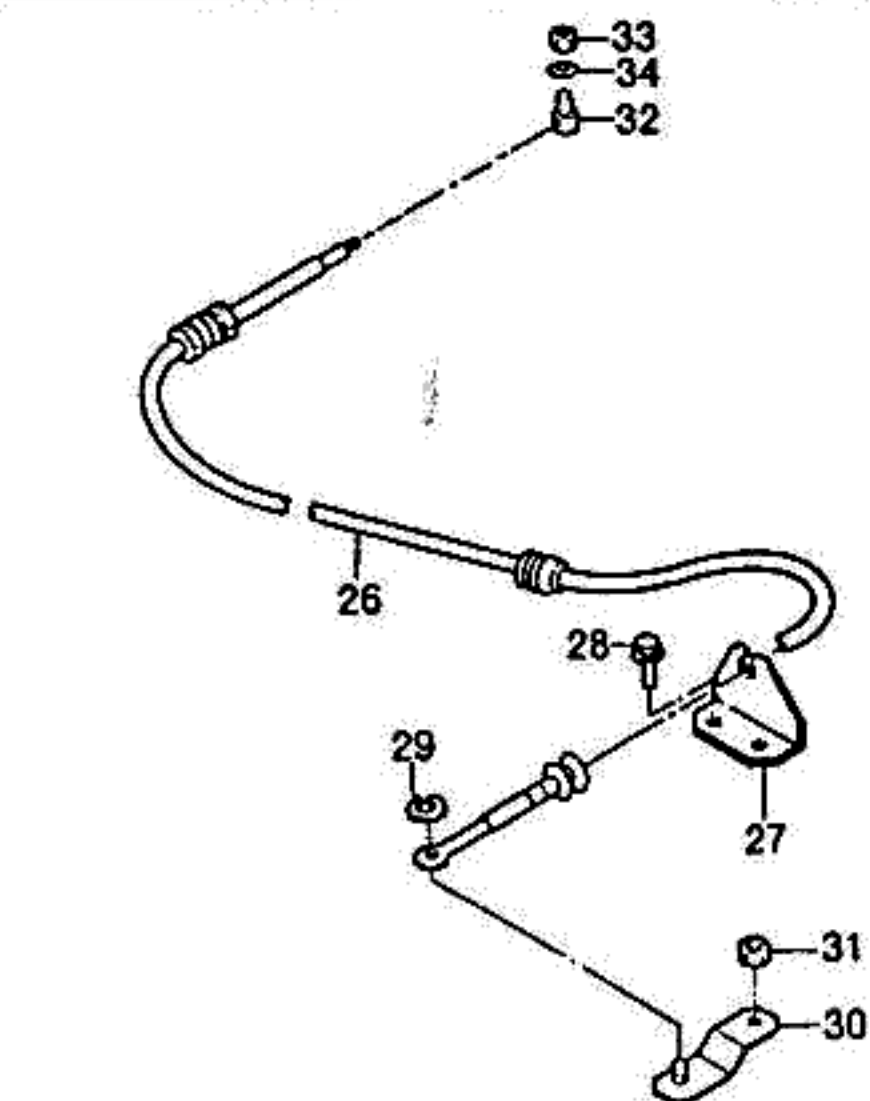
KEY NO.		PART NAME											P / CODE	
I T C	PART NO.	MODEL						OPTION	L / R	Q T Y	EFFECTIVE DATE			REMARKS
		B D Y	T / A	LEVEL							FROM	TO		
				I	II	III	IV							
	[01] 96182975	(E)CONTROL A-GEARSHIFT (D)STEUERUNG,GANGSCHALTUN 4 M S S S S						(F)CONTROLE (S)CONTROL-PALANCA DE CAMBIO 1						
	[02] 96133397	(E)KNOB-GEARSHIFT LEVER (D)KNOPF,GANGSCHALTUNGS 4 M S S S S						(F)BOUTON (S)PERILLA 1						
	[03] 96180817	(E)LEVER A-GEARSHIFT (D)HEBEL,GANGSCHALTUNG 4 M S S S S						(F)LEVIER (S)PALANCA 1						
	[04] 11062511	(E)SCREW (D)SCHRAUBE 4 M S S S S						(F)VIS (S)TORNILLO 4				M6x30		
	[05] 96133781	(E)BELLOWS-GEARSHIFT TUBE (D)GEBLÄSE 4 M S S S S						(F)SOUFFLET-TUBE (S)FUELLE 1						
	[06] 90217840	(E)CLAMP (D)KLAMMER 4 M S S S S						(F)PINCE (S)ABRAZADERA 1						
	[07] 11043011	(E)WASHER-SPRING (D)DICHTUNGSRING,FEDERUNG 4 M S S S S						(F)RONDELLE-RESSORT (S)ARANDELA-RESORTE 1						
	[08] 96165506	(E)SCREW-HEX HEAD (D)SCHRAUBE 4 M S S S S						(F)VIS (S)TORNILLO 1				M8x30		
	[09] 90250156	(E)ROD A-GEARSHIFT CONTROL (D)STAB 4 M S S S S						(F)TRINGLE (S)VARILLA-PALANCA DE CAMBIO 1						
	[10] 90342949	(E)CONTROL-GEARSHIFT GUIDE (D)STEUERUNG,GANGSCHALTUN 4 M S S S S						(F)CONTROLE-GUIDE (S)CONTROL-GUIA 1						
	[11] 90121523	(E)BOLT (D)SCHRAUBE 4 M S S S S						(F)BOULON (S)PERNO 1						
BDY(BODY)		T/A(TRANSAXLE)							LEVEL(TRIM LEVEL)					
4 : 4 DOOR		M : MANUAL T/A A : AUTOMATIC T/A							I : GL II : GLX III : CD18 IV : CD20					



KEY NO.		PART NAME												
I T C	PART NO.	M O D E L				OPTION	L / R	Q T Y	EFFECTIVE DATE		REMARKS	P / C O D E		
		B D Y	T / A	LEVEL					FROM	TO				
				I	II								III	IV
	[12] 11085071	(E)CLIP-SAFETY (D)KLEMME,SICHERHEIT 4 M S S S S						(F)ATTACHE-SECURITE (S)GRAPA-SEGURIDAD 1		6				
	[13] 90236961	(E)BOLT (D)SCHRAUBE 4 M S S S S						(F)BOULON (S)PERNO 1						
	[14] 90147931	(E)ROD A-GEARSHIFT (D)STAB,GANGSCHALTUNG 4 M S S S S						(F)TRINGLE (S)VARILLA-PALANCA DE CAMBIO 1						
	[15] S3910001	(E)BRG KIT-GEARSHIFT CONTROL (D)KUGELLAGER,AUSRÜSTUNG 4 M S S S S						(F)ROULEMENT ÉQUIPEMENT (S)CONJINETE-ÚTILES 1						



KEY NO.		PART NAME												
I T C	PART NO.	M O D E L				O P T I O N	L / R	Q T Y	E F F E C T I V E D A T E		R E M A R K S	P / C O D E		
		B D Y	T / A	L E V E L					F R O M	T O				
				I	II								III	IV
	[01]	(E)CONTROL A-SELECTOR (D)STEUERUNG WÄHLER						(F)CONTROLE-SELECTEUR (S)CONTROL-SELECTOR						
	96208453	4 A O O O O &SH6						1			6 POSITION			
	96159257	4 A A A A A &SH7						1			7 POSITION			
	[02]	(E)LEVER-SELECTOR (D)HEBEL, WAHL						(F)LEVIER-SELECTEUR (S)PALANCA-SELECTOR						
	96208455	4 A O O O O &SH6						1			6 POSITION			
	96155787	4 A A A A A &SH7						1			7 POSITION			
	[03]	(E)HANDLE-SELECTOR CONTROL (D)HENKEL, WAHL STEUERUNG						(F)POIGNEE (S)MANIJA-SELECTOR						
	96157787	4 A O O O O						1						
	[04]	(E)SPRING-COMPRESSION (D)FEDERUNG, VERDICHUNG						(F)RESSORT-COMPRESSION (S)RESORTE-COMPRESION						
	96155680	4 A O O O O						1						
	[05]	(E)BUTTON-SELECTOR CONTROL (D)KNOPF, WÄHLER						(F)BOUTON-CONTROLE (S)BOTON-CONTROL DE SELECTOR						
	96157804	4 A O O O O						1						
	[06]	(E)SLEEVE-SELECTOR CONTROL (D)HÜLSE, WAHL STEUERUNG						(F)CHEMISE (S)MANGA-CONTROL DE SELECTOR						
	96164615	4 A O O O O						1						
	[07]	(E)SCREW (D)SCHRAUBE						(F)VIS (S)TORNILLO						
	96155926	4 A O O O O						2			M4x0.7			
	[08]	(E)BUSH (D)LAGERFUTTER						(F)COUSSINET (S)BUJE						
	96155675	4 A O O O O						2						
	[09]	(E)SCREW (D)SCHRAUBE						(F)VIS (S)TORNILLO						
	96155677	4 A O O O O						1						
	[10]	(E)WASHER-LOCKING (D)DICHTUNGSRING, KONTER						(F)RONDELLE-VERROUILLAGE (S)ARANDELA-DE CIERRE						
	11013233	4 A O O O O						1						
	[11]	(E)NUT (D)MUTTER						(F)ECROU (S)TUERCA						
BDY(BODY)		T/A(TRANSAXLE)						LEVEL(TRIM LEVEL)						
4 : 4 DOOR		M : MANUAL T/A A : AUTOMATIC T/A						I : GL II : GLX III : CD18 IV : CD20						



KEY NO.		PART NAME												
I T C	PART NO.	M O D E L				O P T I O N	L / R	Q T Y	E F F E C T I V E D A T E		R E M A R K S	P / C O D E		
		B D Y	T / A	L E V E L					F R O M	T O				
				I	II								III	IV
	11014032 [12]	4	A	O	O	O	O		1		(F)PLAQUE-BASE (S)PLACA-BASE			
	96208457	4	A	O	O	O	O	&SH6	1		6 POSITION			
	96159256 [13]	4	A	A	A	A	A	&SH7	1		7 POSITION			
	11050902 [26]	4	A	O	O	O	O		4		M6x15			
	96079206	4	A	O	O	O	O		1	950101	(F)CABLE-CONTROLE SELECTEUR (S)CABLE-CONTROL DE SELECTOR			
	O 96208468 [27]	4	A	O	O	O	O		1	950101	(F)ATTACHE-CABLE (S)GRAPA-CABLE			
	96109190-C [28]	4	A	O	O	O	O		1		M8x15			
	11041011 [29]	4	A	O	O	O	O		2		(F)RONDELLE-VERROUILLAGE (S)ARANDELA-DE CIERRE			
	11084901 [30]	4	A	O	O	O	O		1		3,2			
	96208461 [31]	4	A	O	O	O	O		1		(F)LEVIER-TRANSMISSION (S)PALANCA-TRANSMISION	HB		
	11061939 [32]	4	A	O	O	O	O		1		M8			
	90121099 [33]	4	A	O	O	O	O		1		(F)PIECE-CONTROLE SELECTEUR (S)PIEZA-CONTROL DE SELECTOR			
	11011414	4	A	O	O	O	O		1		M6			

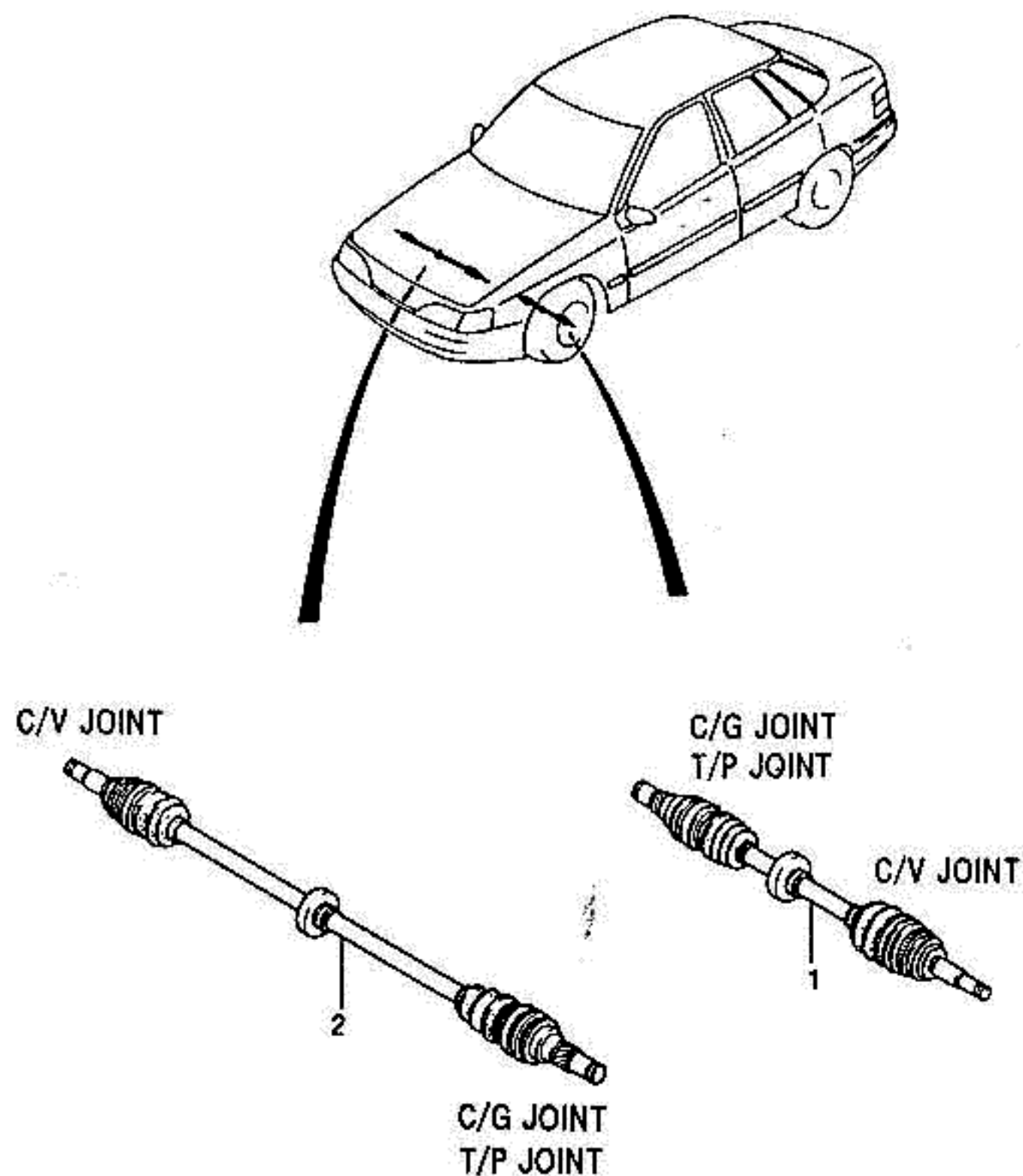
BDY(BODY)	T/A(TRANSAXLE)	LEVEL(TRIM LEVEL)
4 : 4 DOOR	M : MANUAL T/A A : AUTOMATIC T/A	I : GL II : GLX III : CD18 IV : CD20



KEY NO.			PART NAME											
I T C	PART NO.	M O D E L				OPTION	L / R	Q T Y	EFFECTIVE DATE		REMARKS	P / C D E		
		B D Y	T / A	LEVEL					FROM	TO				
				I	II								III	IV
	[34] 11021612	(E)WASHER (D)DICHTUNGSRING 4 A O O O O						(F)RONDELLE (S)ARANDELA 1			6.4			
BDY(BODY)		T/A(TRANSAXLE)					LEVEL(TRIM LEVEL)							
4 : 4 DOOR		M : MANUAL T/A A : AUTOMATIC T/A					I : GL II : GLX III : CD18 IV : CD20							

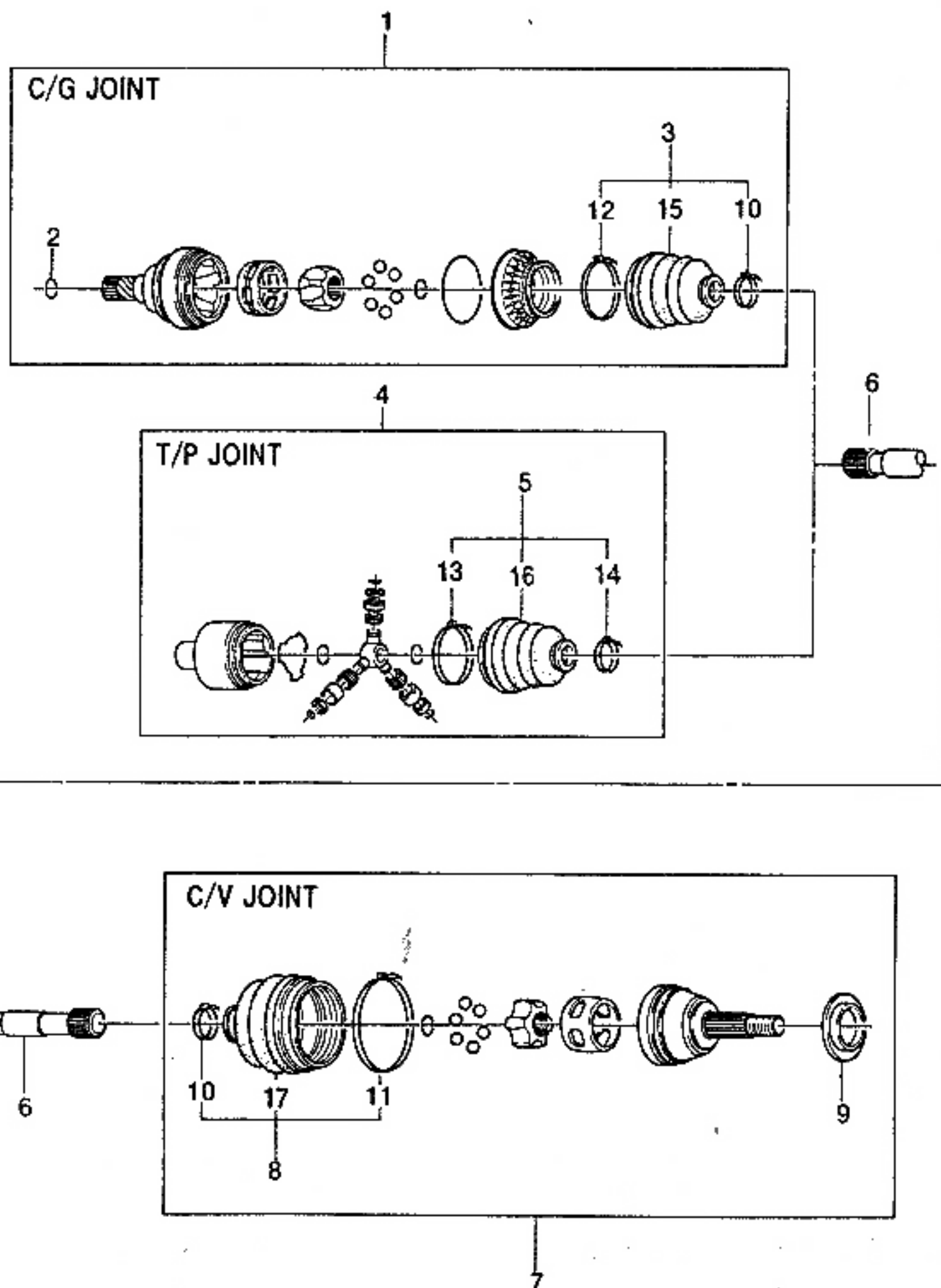
4**CHASSIS**

- | | | | |
|------|---------------------------|------|---------------------------------------|
| 4110 | AXLE SHAFT UNIT | 4820 | STEERING COVER |
| 4120 | AXLE SHAFT PARTS | 4830 | STEERING COLUMN(NON TILTABLE) |
| 4130 | KNUCKLE & HUB | 4831 | STEERING COLUMN(TILTABLE) |
| 4140 | FRONT SHOCK ABSORBER | 4910 | STEERING GEAR UNIT |
| 4150 | CONTROL ARM | 4920 | STEERING GEAR PART(MANUAL/LHD) |
| 4310 | REAR AXLE | 4930 | STEERING GEAR PARTS(POWER) |
| 4320 | SHOCK ABSORBER | 4940 | TIE ROD |
| 4510 | FRONT BRAKE(C-TYPE,TEVES) | 4951 | POWER STEERING PIPE LINE(1.5DOHC) |
| 4511 | FRONT BRAKE(H-TYPE,DAC) | 4952 | POWER STEERING PIPE LINE(1.8/2.0SOHC) |
| 4512 | FRONT BRAKE(C-TYPE,DAC) | | |
| 4520 | REAR BRAKE | | |
| 4530 | PARKING BRAKE | | |
| 4610 | MASTER BRAKE UNIT | | |
| 4620 | BRAKE BOOSTER | | |
| 4630 | BRAKE MASTER CYLINDER | | |
| 4640 | BRAKE PEDAL | | |
| 4650 | BRAKE PIPE LINE | | |
| 4710 | ANTI LOCK BRAKE SYSTEM | | |
| 4720 | HYDRAULIC MODULATOR | | |
| 4810 | STEERING WHEEL | | |

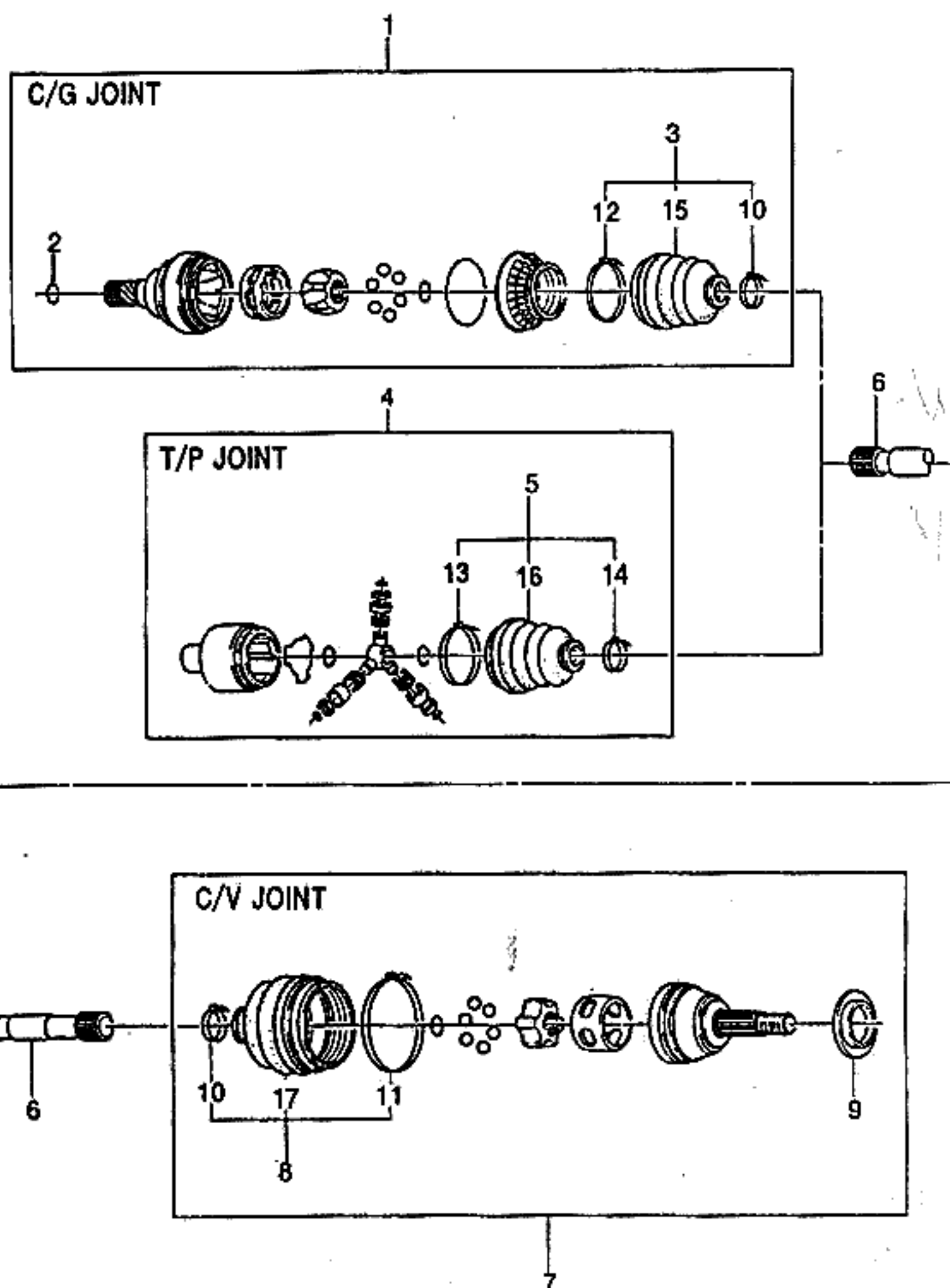


KEY NO.		PART NAME												
I T C	PART NO.	M O D E L				O P T I O N	L / R	Q T Y	E F F E C T I V E D A T E		R E M A R K S	P / C O D E		
		B D Y	T / A	L E V E L					F R O M	T O				
				I	II								III	IV
	[01]	(E)SHAFT A- AXLE,FRONT (D)SPINDEL,VORDER-ACHSE					(F)ARBRE-PONT AVANT (S)EJE-FRENTE							
	96106790-A	4	M	S	S	- -	JL9	L	1	950310		JC		
	O96217065	4	M	S	S	- -	JL9	L	1	950311		MR		
	96160591	4	A	O	O	- -	JL9	L	1	950117		JM		
	N96106790-A	4	A	-	O	- -	JL9	L	1	950118 950702		JC		
	O96217065	4	A	-	O	- -	JL9	L	1	950703		MR		
	96160587-B	4		-	O	- -	&JL9	L	1	950702		JH		
	O96217067	4		-	O	- -	&JL9	L	1	950703		MR		
	96160591	4		-	-	S S	JL9	L	1	950310		JC		
	O96183125	4		-	-	S S	JL9	L	1	950311		AJ		
	96160589	4		-	-	O O	&JL9	L	1	950310		JK		
	O96183127	4		-	-	O O	&JL9	L	1	950311		CJ		
	[02]	(E)SHAFT A- AXLE,FRONT (D)SPINDEL,VORDER-ACHSE					(F)ARBRE-PONT AVANT (S)EJE-FRENTE							
	96160616-A	4	M	S	S	- -	JL9	R	1	950310		JG		
	O96217066	4	M	S	S	- -	JL9	R	1	950311		MR		
	96160592	4	A	O	O	- -	JL9	R	1	950117		JN		
	N96160616-A	4	A	O	O	- -	JL9	R	1	950118 950702		JG		
	O96217066	4	A	O	O	- -	JL9	R	1	950703		MR		
	96160588-B	4		O	O	- -	&JL9	R	1	950310		JI		
	O96217068	4		O	O	- -	&JL9	R	1	950311		MG		
	96160592	4		-	-	S S	JL9	R	1	950310		JN		
	O96183126	4		-	-	S S	JL9	R	1	950311		BJ		
	96160590	4		-	-	O O	&JL9	R	1	950310		JY		
	O96183128	4		-	-	O O	&JL9	R	1	950311		DJ		

BDY(BODY)	T/A(TRANSAXLE)	LEVEL(TRIM LEVEL)
4 : 4 DOOR	M : MANUAL T/A A : AUTOMATIC T/A	I : GL II : GLX III : CD18 IV : CD20

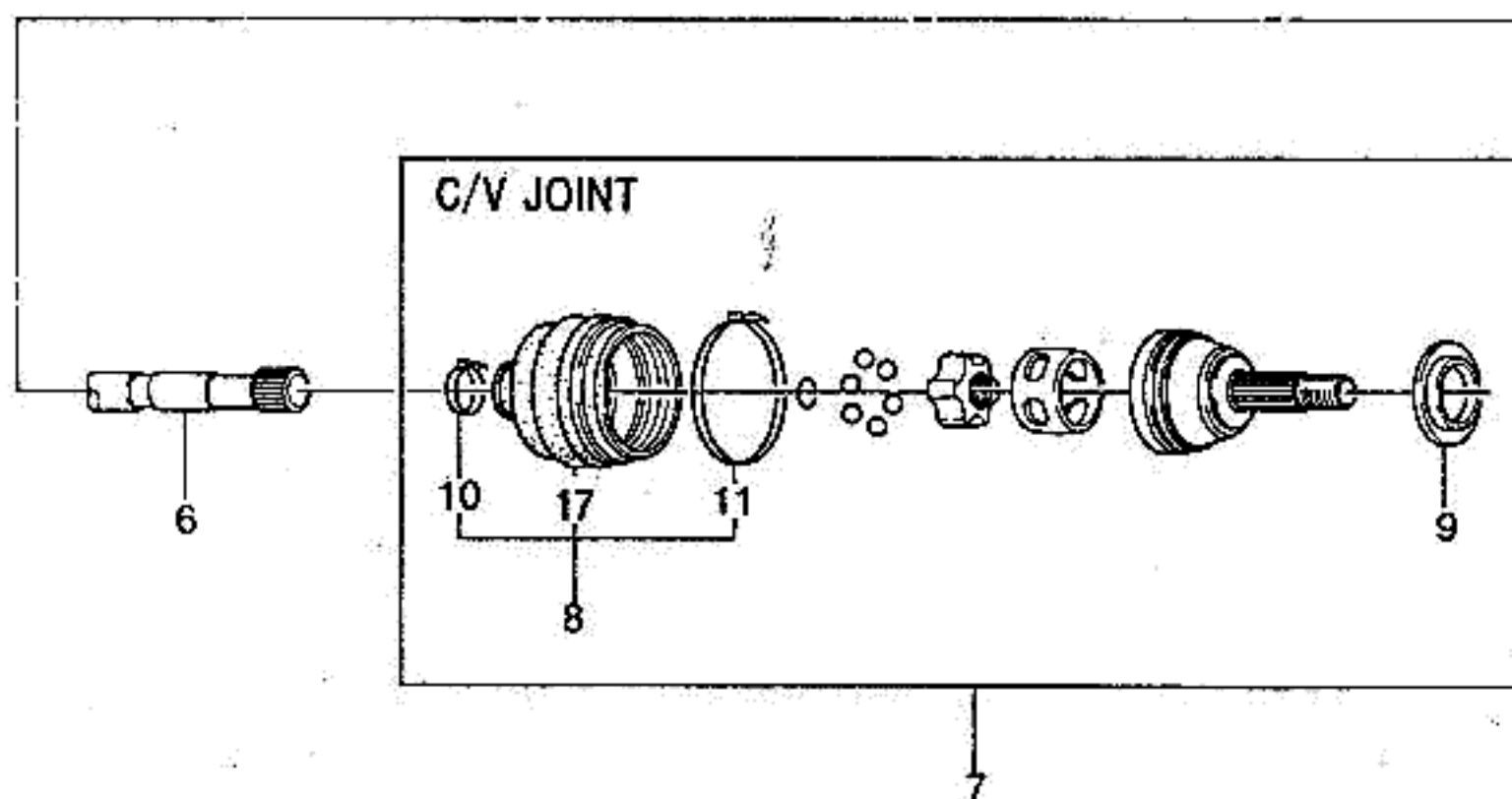
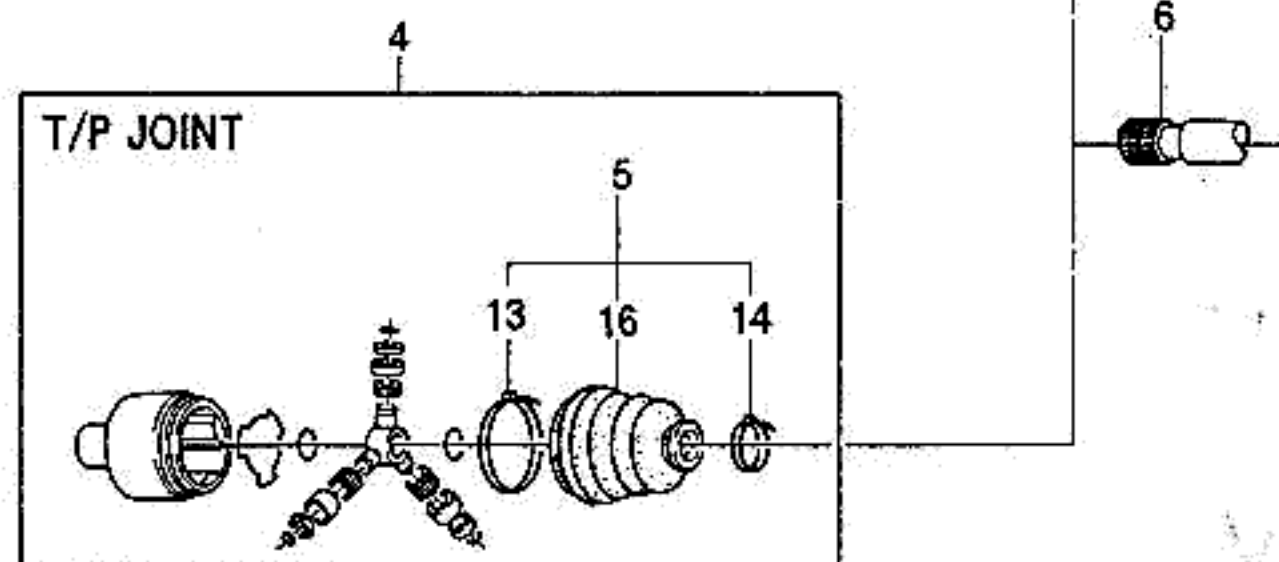
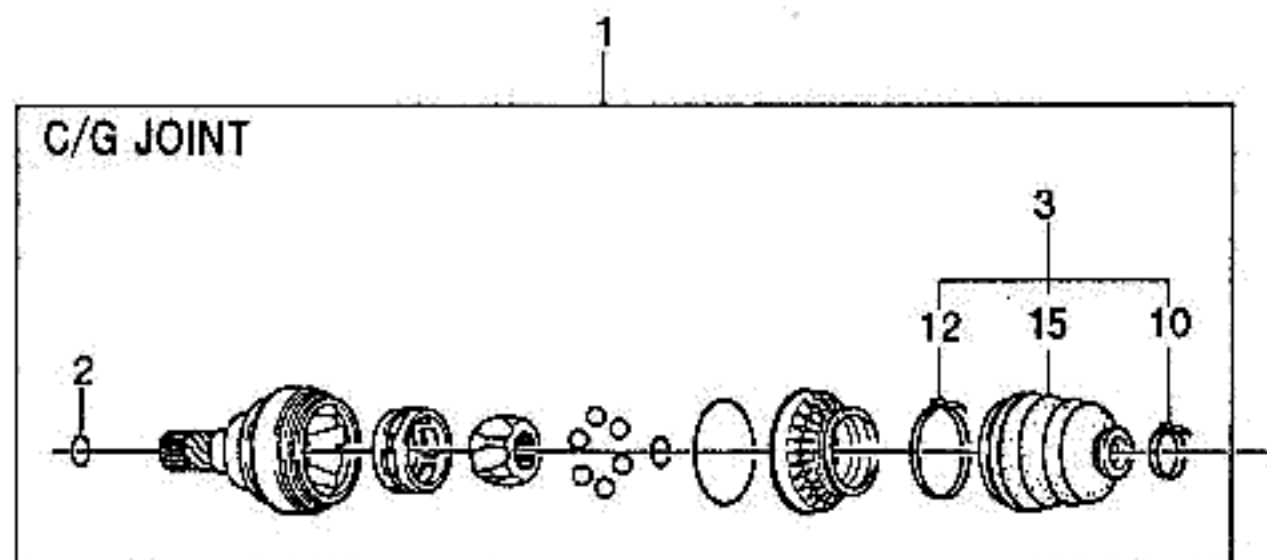


KEY NO.		PART NAME										P / C O D E
I T C	PART NO.	M O D E L				O P T I O N	L / R	Q T Y	E F F E C T I V E D A T E		R E M A R K S	
		B D Y	T / A	L E V E L					FROM	TO		
	[01]	(E)JOINT A-SEAL&C/G (D)GLIED,ABDICHTUNG							(F)JOINT-JOINT D'ETANCHEITE (S)UNION-SELLO Y C/G			
	26010773	4	M	S	S	- -		1		950117		
	Y 510735	4	M	S	S	- -		1	950118	950310		
	N 510862	4	M	S	S	- -		1	950311			
	510735	4	A	O	O	- -		1	950118	950702		
	N 510862	4	A	O	O	- -		1	950703			
	[02]	(E)RING-JOINT RETAINING (D)RING,GLIED HALTER							(F)ANNEAU-RETENTION JOINT (S)ANILLO-RETENEDOR UNION			
	90121202	4		S	S	S S		2		950310		
	Y 510470	4		S	S	S S		2	950311			
	[03]	(E)SERVICE KIT-JOINT SEAL (D)DICHTUNGS-SATZ,GLIED							(F)TROUSSE DE JOINTS-JOINT (S)JUEGO DE SERVICIO-SELLO			
	26002105			-	-	- -		1			NOT APPLIED	
	26002230	4	M	S	S	- -		1		950117		
	Y 510719	4	M	S	S	- -		1	950118			
	510719	4	A	O	O	- -		1	950118			
	[04]	(E)JOINT A-SEAL&T/P (D)GLIED,ABDICHTUNG&TRI POT							(F)JOINT-JOINT D'ETANCHEITE (S)UNION-SELLO Y T/P			
	510416	4	A	O	O	- -		1		950117		
	510416	4		-	-	S S		1				
	[05]	(E)SERVICE KIT-JOINT SEAL (D)DICHTUNGS-SATZ,GLIED							(F)TROUSSE DE JOINTS-JOINT (S)JUEGO DE SERVICIO-SELLO			
	510417	4	A	O	O	- -		1		950117		
	510417	4		-	-	S S		1				
	[06]	(E)SHAFT-AXLE (D)SPINDEL,ACHSE							(F)ARBRE-AXE OU PONT (S)EJE-EJE			
	26021314	4	M	S	S	- -		L 1		950117		
	Y 510495	4	M	S	S	- -		L 1	950118	950310		
	N 510985	4	M	S	S	- -		L 1	950311			
	510213	4	A	O	O	- -		L 1		950117		
	N 510491	4	A	O	O	- -		L 1	950118	950702		
	N 510985	4	A	O	O	- -		L 1	950703			
BDY(BODY)		T/A(TRANSAXLE)					LEVEL(TRIM LEVEL)					
4 : 4 DOOR		M : MANUAL T/A A : AUTOMATIC T/A					I : GL II : GLX III : CD18 IV : CD20					

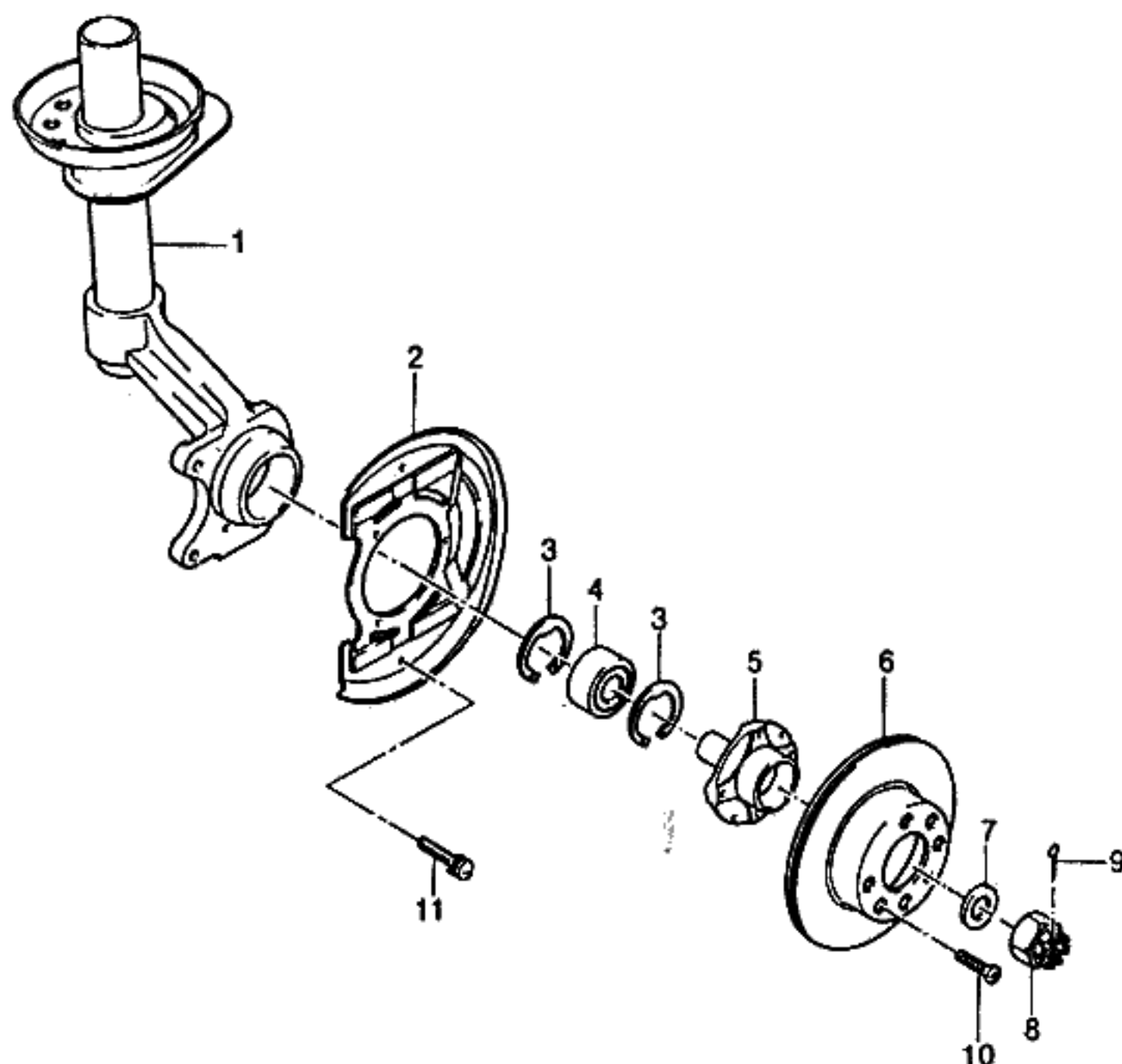


KEY NO.		PART NAME												
I T C	PART NO.	MODEL				OPTION	L / R	Q T Y	EFFECTIVE DATE		REMARKS	P / C O D E		
		B D Y	T / A	LEVEL					FROM	TO				
				I	II								III	IV
	510213	4		-	-	S	S		L	1	950310			
	N510848	4		-	-	S	S		L	1	950311			
	26021315	4	M	S	S	-	-		R	1	950117			
	Y510492	4	M	S	S	-	-		R	1	950118 950310			
	N510986	4	M	S	S	-	-		R	1	950311			
	510214	4	A	O	O	-	-		R	1	950117			
	N510492	4	A	O	O	-	-		R	1	950118 950702			
	N510986	4	A	O	O	-	-		R	1	950703			
	510214	4		-	-	S	S		R	1	950310			
	N510849	4		-	-	S	S		R	1	950311			
	[07]	(E)JOINT A-SEAL&C/V (D)GLIED,ABDICHTUNG						(F)JOINT-JOINT D'ETANCHEITE (S)UNION-SELLO Y C/V						
	510736	4	M	S	S	-	-	JL9	2		950310			
	N510433	4	M	S	S	-	-	JL9	2		950311			
	26010774	4	A	O	O	-	-	JL9	2		950310			
	Y510736	4	A	O	O	-	-	JL9	2		950311 950702			
	N510433	4	A	O	O	-	-	JL9	2		950703			
	510736	4		-	-	S	S	JL9	2		950310			
	N510433	4		-	-	S	S	JL9	2		950311			
	510418	4		O	O	O	O	&JL9	2		950310			
	N510851	4		O	O	O	O	&JL9	2		950311			
	[08]	(E)SERVICE KIT-JOINT SEAL (D)DICHTUNGS-SATZ, GLIED						(F)TROUSSE DE JOINTS-JOINT (S)JUEGO DE SERVICIO-SELLO						
	26002104	4	M	S	S	-	-		2		950310			
	N510434	4	M	S	S	-	-		2		950311			
	26002104	4	A	O	O	-	-		2		950310			
	Y510716	4	A	O	O	-	-		2		950311 950702			
	N510434	4	A	O	O	-	-		2		950703			
	26002104	4		-	-	S	S		2		950310			
	N510434	4		-	-	S	S		2		950311			
	[09]	(E)RING-DEFLECTING (D)RING, ABLEITUNGS						(F)ANNEAU-DEFLECTEUR (S)ANILLO-DESVIADOR						

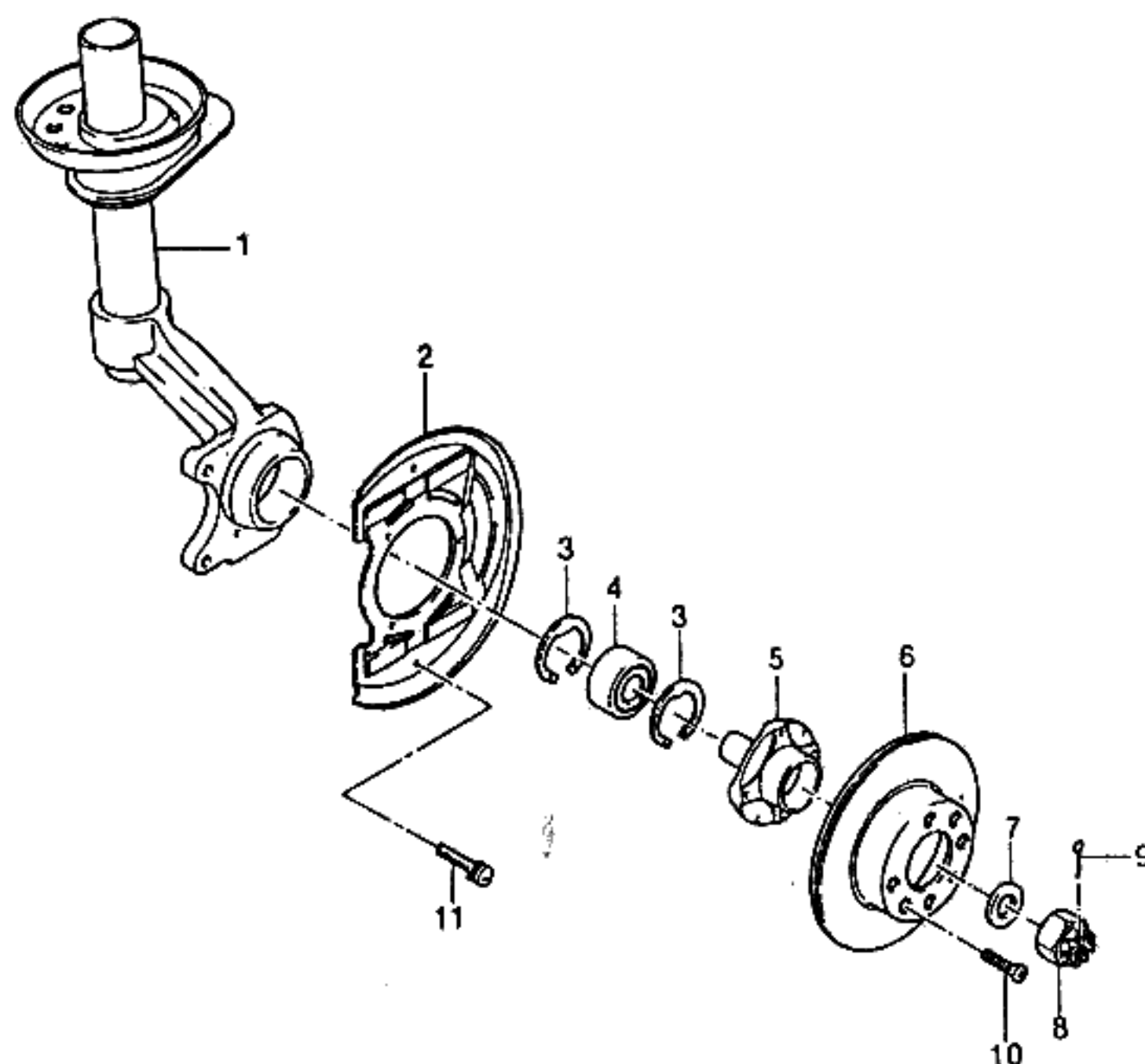
BDY(BODY)	T/A(TRANSAXLE)	LEVEL(TRIM LEVEL)
4 : 4 DOOR	M : MANUAL T/A A : AUTOMATIC T/A	I : GL II : GLX III : CD18 IV : CD20



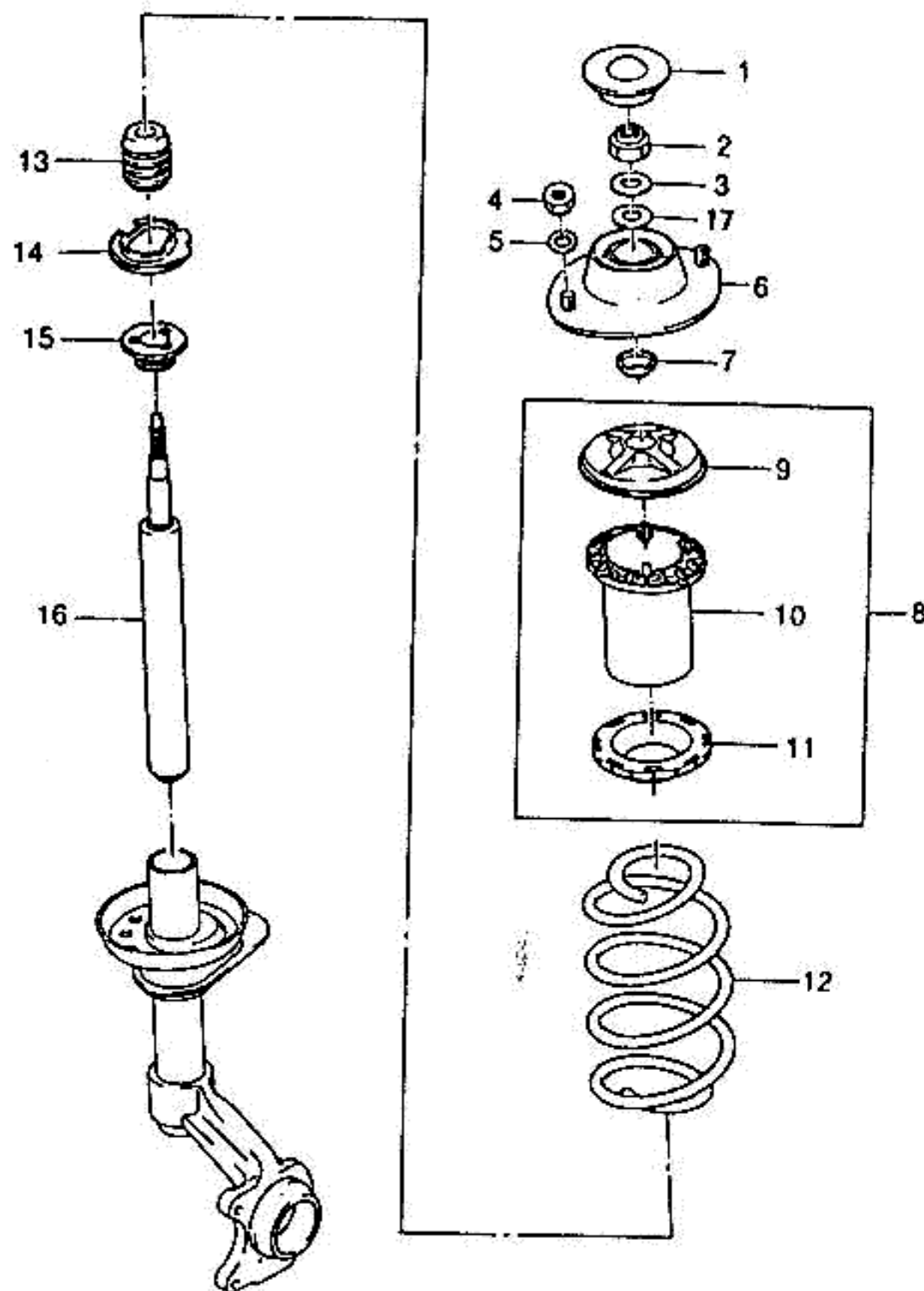
KEY NO.			PART NAME										
I T C	PART NO.	MODEL				OPTION	L / R	Q T Y	EFFECTIVE DATE		REMARKS	P / C O D E	
		B D Y	T / A	LEVEL									
				I	II				III	IV			
	07845224 [10]	4		S	S	S	S			2		(F)PINCE-JOINT,OTR (S)ABRAZADERA-UNION	
	26008665	4		S	S	S	S			2	950310		
	N 510429 [11]	4		S	S	S	S			2	950311		
	07846498	4		S	S	S	S			2	950310		
	N 510430 [12]	4		S	S	S	S			2	950311		
	26008666	4		S	S	S	S			2			
	[13]			(E)CLAMP-JOINT (D)KLAMMER,GLIED						(F)PINCE-JOINT (S)ABRAZADERA-UNION			
	510671	4	A	O	O	-	-			2	950117		
	510671	4		-	-	S	S			2			
	[14]			(E)CLAMP-JOINT (D)KLAMMER,GLIED						(F)PINCE-JOINT (S)ABRAZADERA-UNION			
	510673	4	A	O	O	-	-			2	950117		
	510673	4		-	-	S	S			2			
	[15]			(E)SEAL-C/G JOINT (D)DICHTUNG						(F)JOINT (S)SELLO			
	7849890	4		S	S	-	-			2			
	[16]			(E)SEAL-T/P JOINT (D)DICHTUNG						(F)JOINT (S)SELLO			
	26029521	4		-	-	S	S			2			
	[17]			(E)SEAL-C/V JOINT (D)DICHTUNG						(F)JOINT (S)SELLO			
	07849896	4		S	S	S	S			2	950310		
	510346	4		S	S	S	S			2	950311		
BDY(BODY)		T/A(TRANSAXLE)							LEVEL(TRIM LEVEL)				
4 : 4 DOOR		M : MANUAL T/A A : AUTOMATIC T/A							I : GL II : GLX III : CD18 IV : CD20				



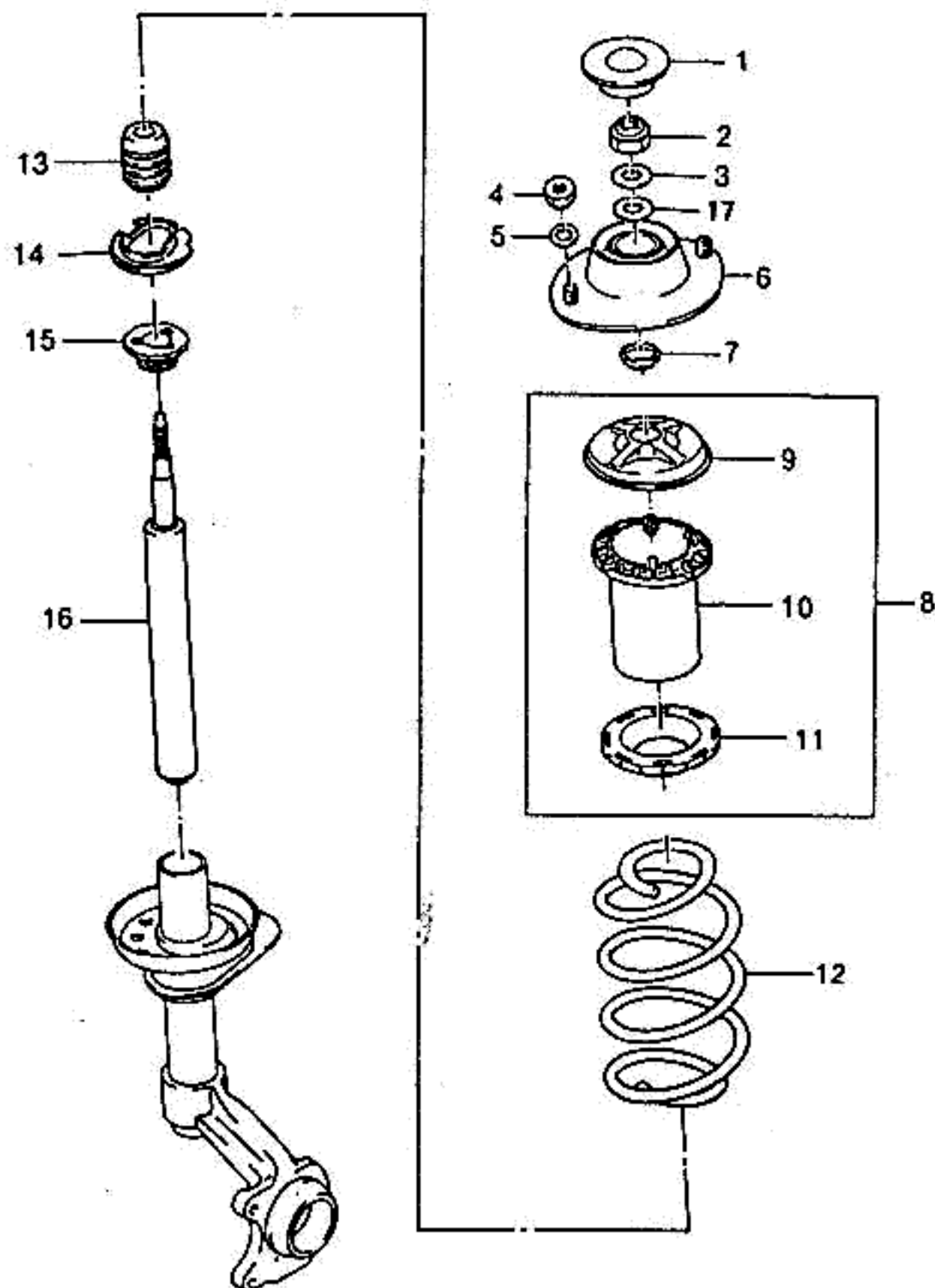
KEY NO.			PART NAME											
I T C	PART NO.	M O D E L					O P T I O N	L / R	Q T Y	EFFECTIVE DATE		R E M A R K S	P / C O D E	
		B D Y	T / A	L E V E L						F R O M	T O			
				I	II	III								IV
	[01]	(E)KNUCKLE A-STEERING (D)KNUCKLE,LENKUNG						(F)ARTICULATION-DIRECTION (S)NUDILLO-VOLANTE						
	96185191	4		S	S	S	S	JL9		L	1			
	96185193	4		-	O	O	O	&JL9		L	1			
	96185192	4		S	S	S	S	JL9		R	1			
	96185194	4		-	O	O	O	&JL9		R	1			
	[02]	(E)COVER-STRG KNUCKLE SHEET (D)DECKEL,LENKUNG NUCKLE								(F)COUVERCLE (S)CUBIERTA-LAMINA				
	96176932	4		S	S	S	S				2			
	[03]	(E)RING-RETAINING (D)RING,HALTER								(F)ANNEAU-DE RETENTION (S)ANILLO-RETENEDOR				
	90222850	4		S	S	S	S				4			
	[04] ✓	(E)BEARING-INCLINED BALL (D)KUGELLAGER								(F)ROULEMENT-BILLE INCLINEE (S)COJINETE-BOLA INCLINADA				
	90279332	4		S	S	S	S				2			
	[05]	(E)HUB-FRONT BRAKE DISC (D)NABE,SCHEIBENBREMSE								(F)MOYEU-DISQUE DE FREIN (S)CUBO-FRENO DE DISCOS				
	96162249	4		S	S	S	S				2			
	✓ [06]	(E)DISK-VENTILATED FRT BRAKE (D)SCHEIBENBREMSE								(F)DISQUE-FREIN (S)DISCO-FRENO				
	96179110	4		S	S	S	S				2	950320		
Y	96179110	4		A	A	A	A	&BCL			2	950320		
N	96215670	4		S	S	S	S	-BCL			2	950320		
	[07]	(E)WASHER-FRONT WHEEL HUB (D)DICHTUNGSRING								(F)RONDELLE-MOYEU ROUE AVANT (S)ARANDELA				
	90105090	4		S	S	S	S				2			
	[08]	(E)NUT-CASTLE (D)MUTTER,SCHLOß								(F)ECROU-CHATEAU (S)TUERCA-ALMENAOA				
	90105309	4		S	S	S	S				2	950403	M20	
	[09]	(E)PIN-SPLIT (D)STIFT,SPALT								(F)BROCHE-FENDUE (S)PASADOR-DIVIDIR				
	11083171	4		S	S	S	S				2	950402	4x32	
Y	96215709	4		S	S	S	S				2	950403	4x20	
BDY(BODY)			T/A(TRANSAXLE)						LEVEL(TRIM LEVEL)					
4 : 4 DOOR			M : MANUAL T/A A : AUTOMATIC T/A						I : GL II : GLX III : CD18 IV : CD20					



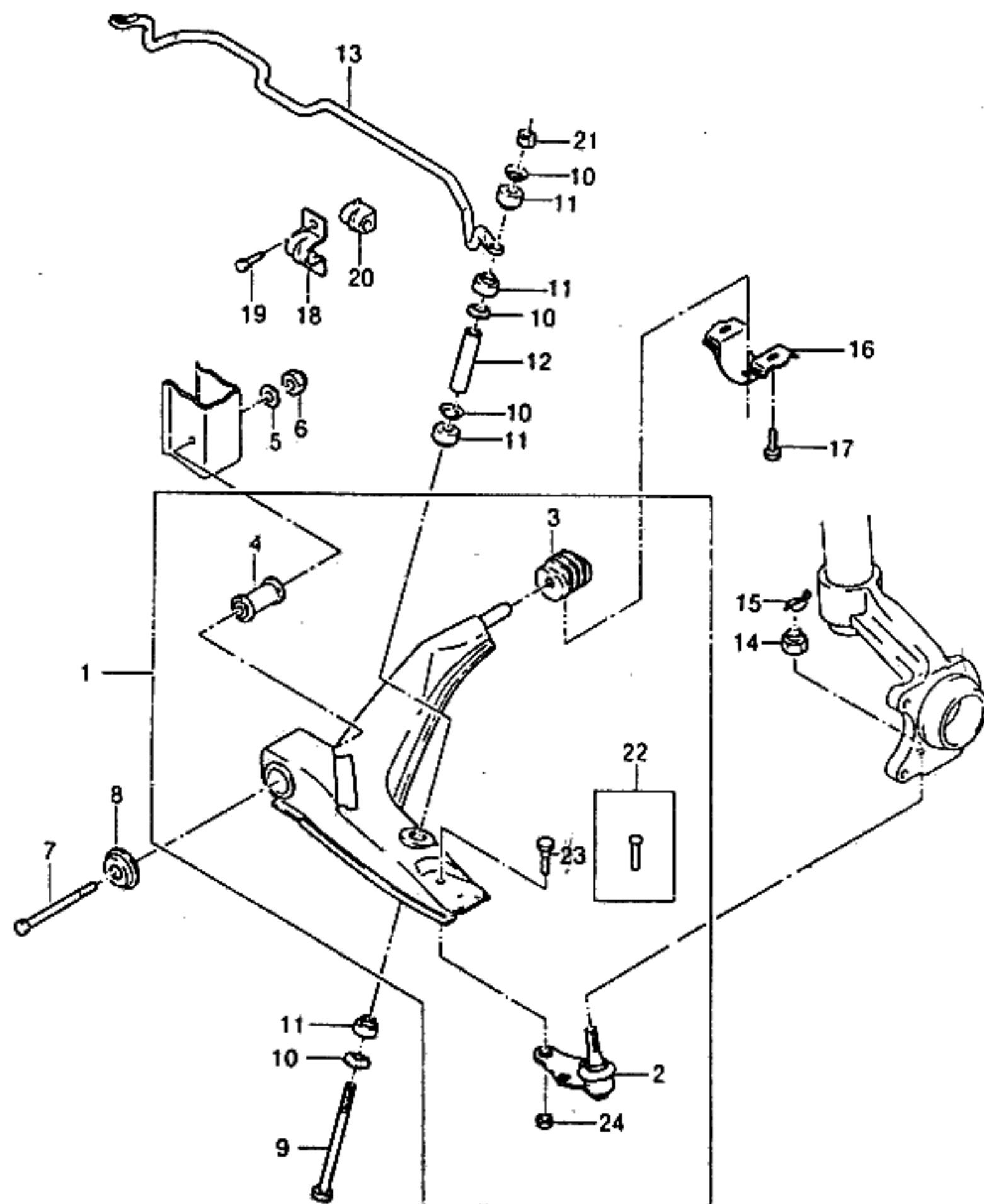
KEY NO.			PART NAME											
I T C	PART NO.	M O D E L				OPTION	L / R	Q T Y	EFFECTIVE DATE		REMARKS	P / C O D E		
		B D Y	T / A	LEVEL					FROM	TO				
				I	II								III	IV
	[10] 11085861	(E)SCREW (D)SCHRAUBE 4		S	S	S	S		(F)VIS (S)TORNILLO 2		M6x14			
	[11] 11052783	(E)SCREW (D)SCHRAUBE 4		S	S	S	S		(F)VIS (S)TORNILLO 6		M4x10Z4			
BDY(BODY)		T/A(TRANSAXLE)						LEVEL(TRIM LEVEL)						
4 : 4 DOOR		M : MANUAL T/A A : AUTOMATIC T/A						I : GL II : GLX III : CD18 IV : CD20						



KEY NO.		PART NAME												P / CODE
I T C	PART NO.	M O D E L						OPTION	L / R	Q T Y	EFFECTIVE DATE		REMARKS	
		B D Y	T / A	LEVEL							FROM	TO		
				I	II	III	IV							
	[01] 90079044	(E)CAP-STRUT MOUNT (D)DECKEL,SPREIZE-MONTAGE	4		S	S	S	S		(F)CHAPEAU-MONTAGE TENDEUR (S)TAPA-MONTAJE DE PUNTAL	2			
	[02] 90095484	(E)NUT (D)MUTTER	4		S	S	S	S		(F)ECROU (S)TUERCA	2		M12	
	[03] 90105339	(E)DISC (D)SCHEIBE	4		S	S	S	S		(F)DISQUE (S)DISCO	2			
	[04] 11068357	(E)NUT (D)MUTTER	4		S	S	S	S		(F)ECROU (S)TUERCA	4		MB	
	[05] 11014023	(E)WASHER (D)DICHTUNGSRING	4		S	S	S	S		(F)RONDELLE (S)ARANDELA	4		B.4	
	[06] 96179829 90184756	(E)STRUT-SHOCK ABSOR MOUNT (D)STÜTZE	4		-	-	-	-		(F)TENDEUR (S)BRIDA-MONTAJE	2		NOT APPLIED	
	[07] 90079042	(E)PLATE-BALL BEARING (D)PLATTE,KUGELLAGER	4		S	S	S	S		(F)PLAQUE-ROULEMENT A BILLES (S)PLACA-COJINETE DE BOLA	2			
	[08] 96133096	(E)SEAT A-SPRING,UPPER (D)SITZ,FEDERUNG,OBERE	4		S	S	S	S		(F)SIEGE-RESSORT,HAUT (S)ASIENTO-RESORTE,SUPERIOR	2			
	[09] 96133097	(E)SEAT-SPRING,UPPER (D)SITZ,FEDERUNG,OBERE	4		S	S	S	S		(F)SIEGE-RESSORT,HAUT (S)ASIENTO-RESORTE,SUPERIOR	2			
	[10] 90305062	(E)LOCATOR-FRONT SPRING (D)FINDER,VORDERE FEDERUNG	4		S	S	S	S		(F)LOCALISATEUR (S)LOCALIZADOR	2			
	[11] 90216299	(E)RING-FR SPRING INSULATOR (D)RING	4		S	S	S	S		(F)ANNEAU (S)ANILLO-AISLADOR	2			
BDY(BODY)		T/A(TRANSAXLE)								LEVEL(TRIM LEVEL)				
4 : 4 DOOR		M : MANUAL T/A A : AUTOMATIC T/A								I : GL II : GLX III : CD18 IV : CD20				

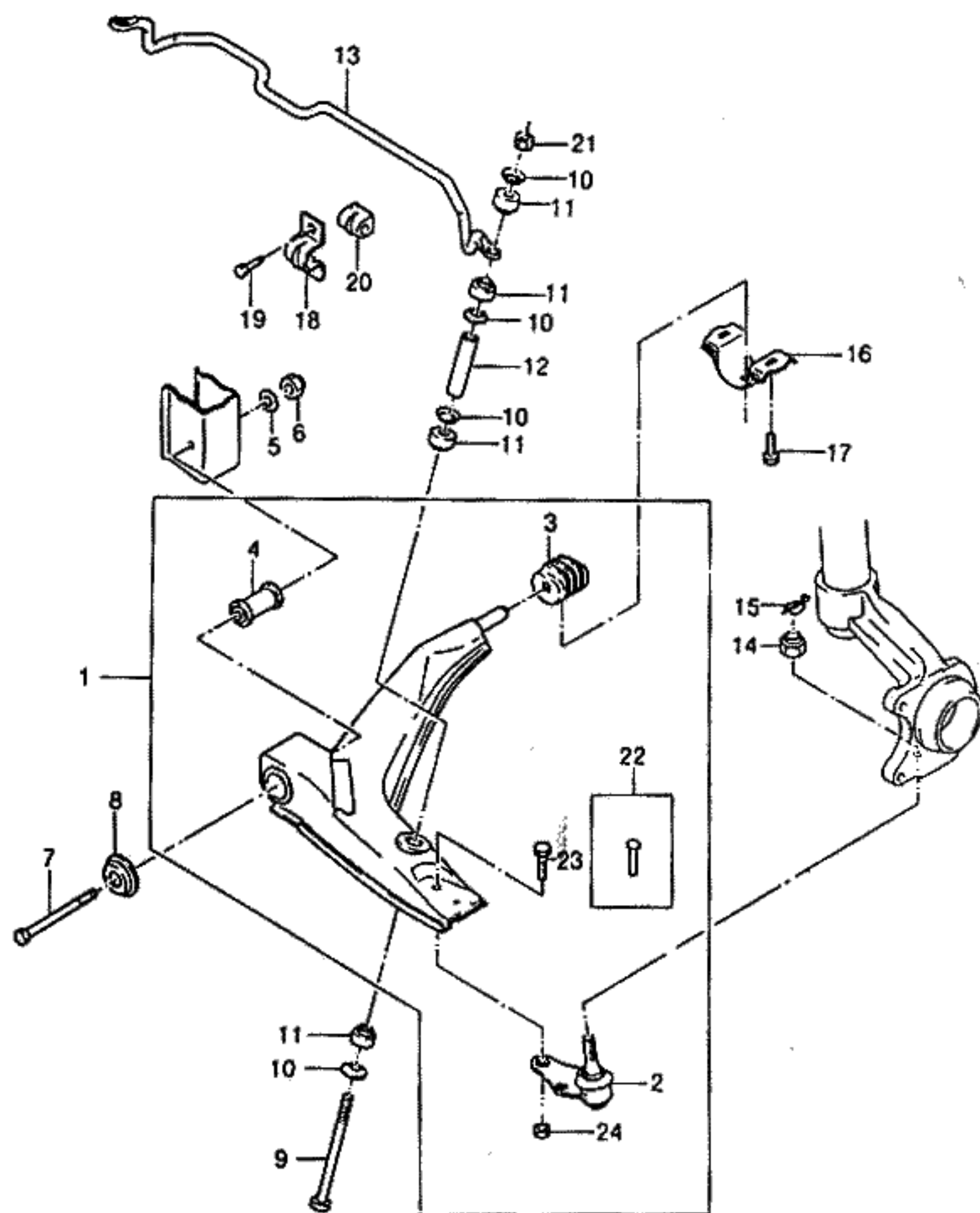


KEY NO.			PART NAME											
I T C	PART NO.	M O D E L						OPTION	L / R	Q T Y	EFFECTIVE DATE		REMARKS	P / C O D E
		B D Y	T / A	LEVEL							FROM	TO		
				I	II	III	IV							
	[12]	(E)SPRING-FRONT (D)FEDERUNG,VORDERE									(F)RESSORT-AVANT (S)RESORTE-FRENTE			
	96179840	4	M	S	S	S	S	-XWE/XAT			2			
	96179841	4	A	O	O	O	O	-XWE/XAT			2			
	96179841	4	M	A	A	A	A	-TX6			2		HEAVY DUTY	
	96179842	4	A	A	A	A	A	-TX6			2		HEAVY DUTY	
	96122313	4	M	A	A	A	A	&XWE/XAT			2			
	96129530	4	A	A	A	A	A	&XWE/XAT			2			
	96129530	4	M	-	-	-	A	&TX6			2		MOSCOW TAXI	
	[13]	(E)BUMPER-HOLLOW (D)STORSTANGE,HOHL									(F)PARE-CHOC-EXCAVATION (S)TOPE-HUECO			
	90125889	4		S	S	S	S				2			
	[14]	(E)RING-INSULATING,FRONT LWR (D)RING,ISOLIERUNG									(F)ANNEAU (S)ANILLO-AISLADOR,FR,BAJO			
	90250418	4		S	S	S	S				2			
	[15]	(E)RING-THREADED (D)RING,SCHRAUBENGWINDE									(F)ANNEAU-FILETE (S)ANILLO-CON ROSCA			
	90063897	4		S	S	S	S				2			
	[16]	(E)CARTRIDGE-SHOCK ABSORBER (D)KASSETTE,STORDÄMPFER									(F)CARTOUCHE-AMORTISSEUR (S)CARTUCHO-AMORTIGUADOR			
	96179847	4		S	S	S	S	-TX6/XWE/XAT			2			
	96208555	4		A	A	A	A	&XWE/XAT			2			
	96214332	4		-	-	-	A	&TX6			2		MOSCOW TAXI	
	[17]	(E)SHIM (D)AUSGLEICHSSCHEIBE									(F)CALE DE SUPPORT (S)CUÑA			
	90079043	4		S	S	S	S				2			
BDY(BODY)		T/A(TRANSAXLE)							LEVEL(TRIM LEVEL)					
4 : 4 DOOR		M : MANUAL T/A A : AUTOMATIC T/A							I : GL II : GLX III : CD18 IV : CD20					

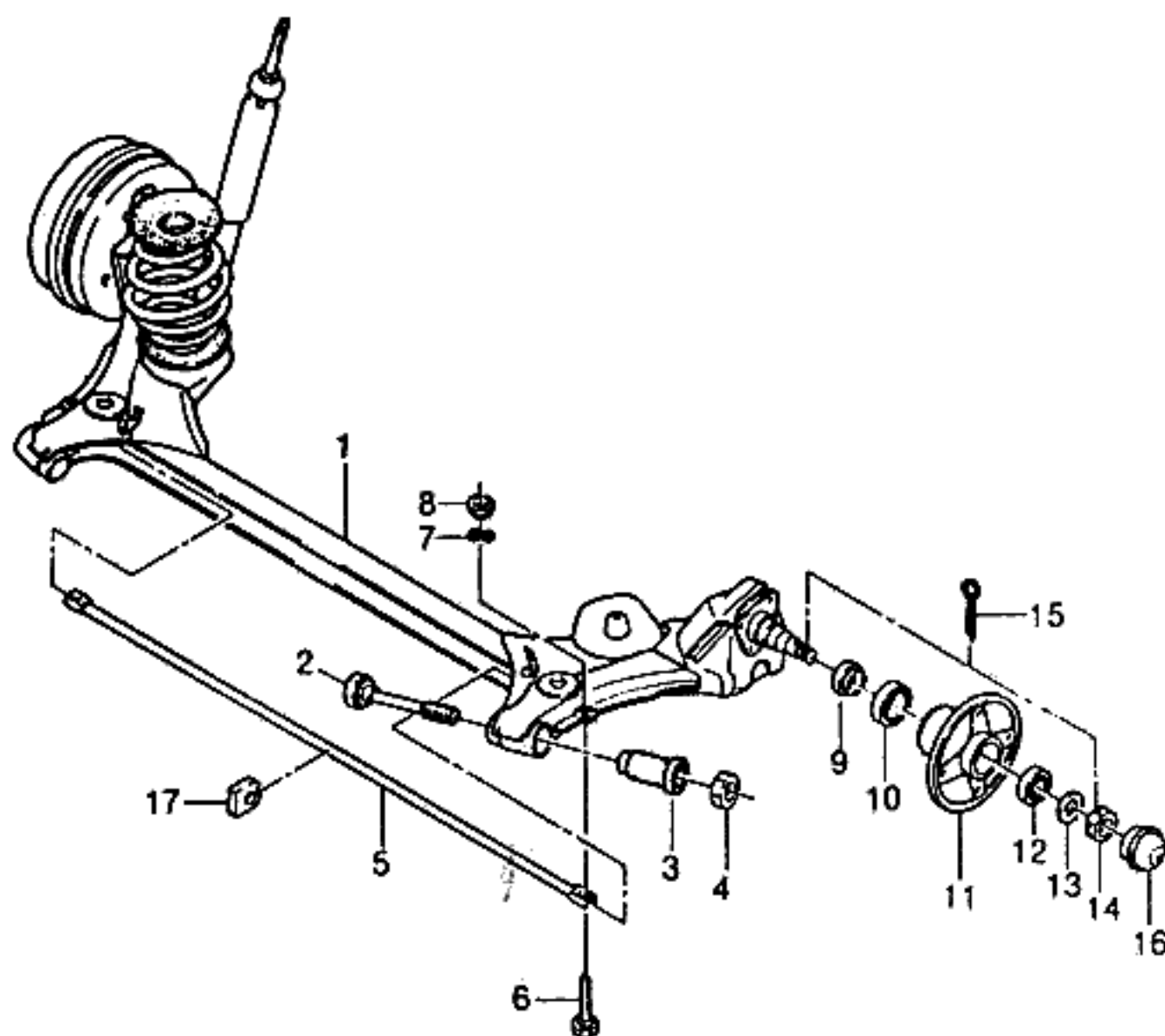


KEY NO.		PART NAME										
I T C	PART NO.	M O D E L				OPTION	L / R	Q T Y	EFFECTIVE DATE		REMARKS	P / C O D E
		B D Y	T / A	LEVEL					FROM	TO		
				I	II							
	[01] ✓	(E)ARM A-CONTROL (D)ARM,STEUERUNG					(F)BRAS-CONTROLE (S)BRAZO-CONTROL					
	96185969	4		S	S	S	S	L	1	950615	STD	
Y	96218397	4		S	S	S	S	L	1	950616	STD	
	96185971	4		A	A	A	A	L	1	950615	HEAVY DUTY	
Y	96218399	4		A	A	A	A	L	1	950616	HEAVY DUTY	
	96185970	4		S	S	S	S	R	1	950615	STD	
Y	96218398	4		S	S	S	S	R	1	950616	STD	
	96185972	4		A	A	A	A	R	1	950615	HEAVY DUTY	
Y	96218400	4		A	A	A	A	R	1	950616	HEAVY DUTY	
✓	[02] ✓	(E)JOINT SET-CONT ARM BALL (D)GLIED SATZ,KONSTANT ARM						(F)JEU DE JOINTS (S)JUEGO DE UNION				
	94788122	4		S	S	S	S		2			
✓	[03] ✓	(E)BUSH-RR CONT ARM DAMPING (D)LAGERFUTTER						(F)COUSSINET (S)BUJE-AMORTIGUADOR				
	90235040	4		S	S	S	S		2			
✓	[04] ✓	(E)BUSHING-DAMPING,FRONT (D)LAGERFUTTER						(F)MANCHON (S)BUJE-AMORTIGUADOR,FRENTE				
	90335966	4		S	S	S	S		2	950218		
N	96185973	4		S	S	S	S		2	950219		
	[05]	(E)WASHER (D)DICHTUNGSRING						(F)RONDELLE (S)ARANDELA				
	90121672	4		S	S	S	S		2			
	[06]	(E)NUT (D)MUTTER						(F)ECROU (S)TUERCA				
	90121719	4		S	S	S	S		2		M14	
	[07]	(E)SCREW (D)SCHRAUBE						(F)VIS (S)TORNILLO				
	90105308	4		S	S	S	S		2		M14x150	
	[08]	(E)PLATE-CONT ARM & SUPPORT (D)PLATTE						(F)PLAQUE (S)PLACA				
	90105063	4		S	S	S	S		2			

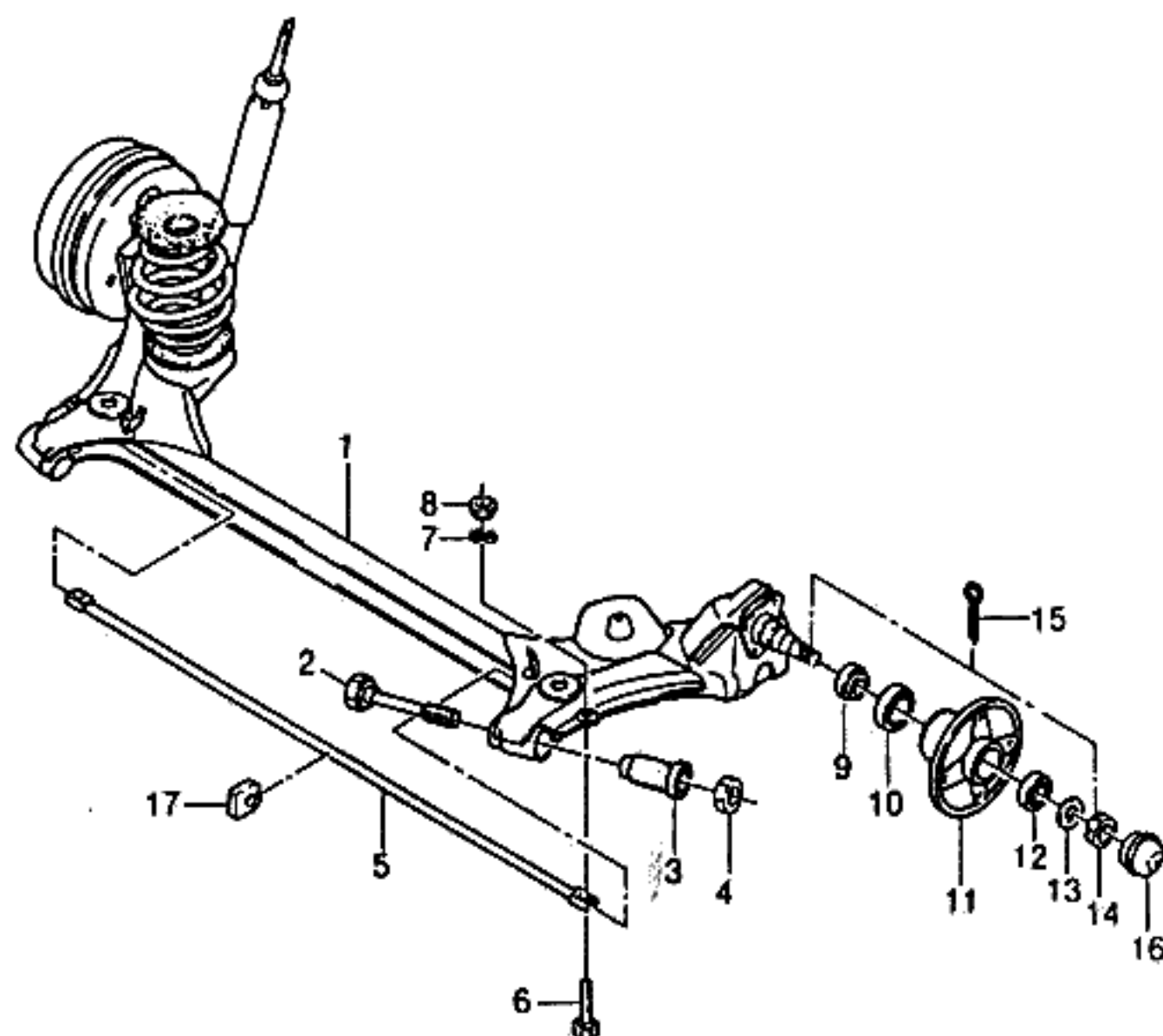
BDY(BODY)	T/A(TRANSAXLE)	LEVEL(TRIM LEVEL)
4 : 4 DOOR	M : MANUAL T/A A : AUTOMATIC T/A	I : GL II : GLX III : CD18 IV : CD20



KEY NO.		PART NAME												
I T C	PART NO.	M O D E L				OPTION	L / R	Q T Y	EFFECTIVE DATE		REMARKS	P / C O D E		
		B D Y	T / A	LEVEL					FROM	TO				
				I	II								III	IV
	[19] 11083801	(E)SCREW (D)SCHRAUBE	4	S	S	S	S		(F)VIS (S)TORNILLO	4	M10x22			
	[20] 96191889 96208554	(E)BUSHING-STABILIZER (D)LAGERFUTTER,STABILISATOR	4	S	S	S	S	-TX6/XWE/XAT	(F)MANCHON-STABILISATEUR (S)BUJE-ESTABILIZADOR	1				
			4	A	A	A	A	&XWE/TX6/XAT		1				
	[21] 11068358	(E)NUT (D)MUTTER	4	S	S	S	S		(F)ECROU (S)TUERCA	2	M8			
	[22] 90112011	(E)RIVET (D)NIETE	4	S	S	S	S	&F39	(F)RIVET (S)ROBLON (REMACHE)	6				
	[23] 11080442	(E)SCREW (D)SCHRAUBE	4	A	A	A	A	&F40	(F)VIS (S)TORNILLO	6	M10x28			
	[24] 11058381	(E)NUT (D)MUTTER	4	A	A	A	A	&F40	(F)ECROU (S)TUERCA	6	M10			
BDY(BODY)		T/A(TRANSAXLE)						LEVEL(TRIM LEVEL)						
4 : 4 DOOR		M : MANUAL T/A A : AUTOMATIC T/A						I : GL II : GLX III : CD18 IV : CD20						

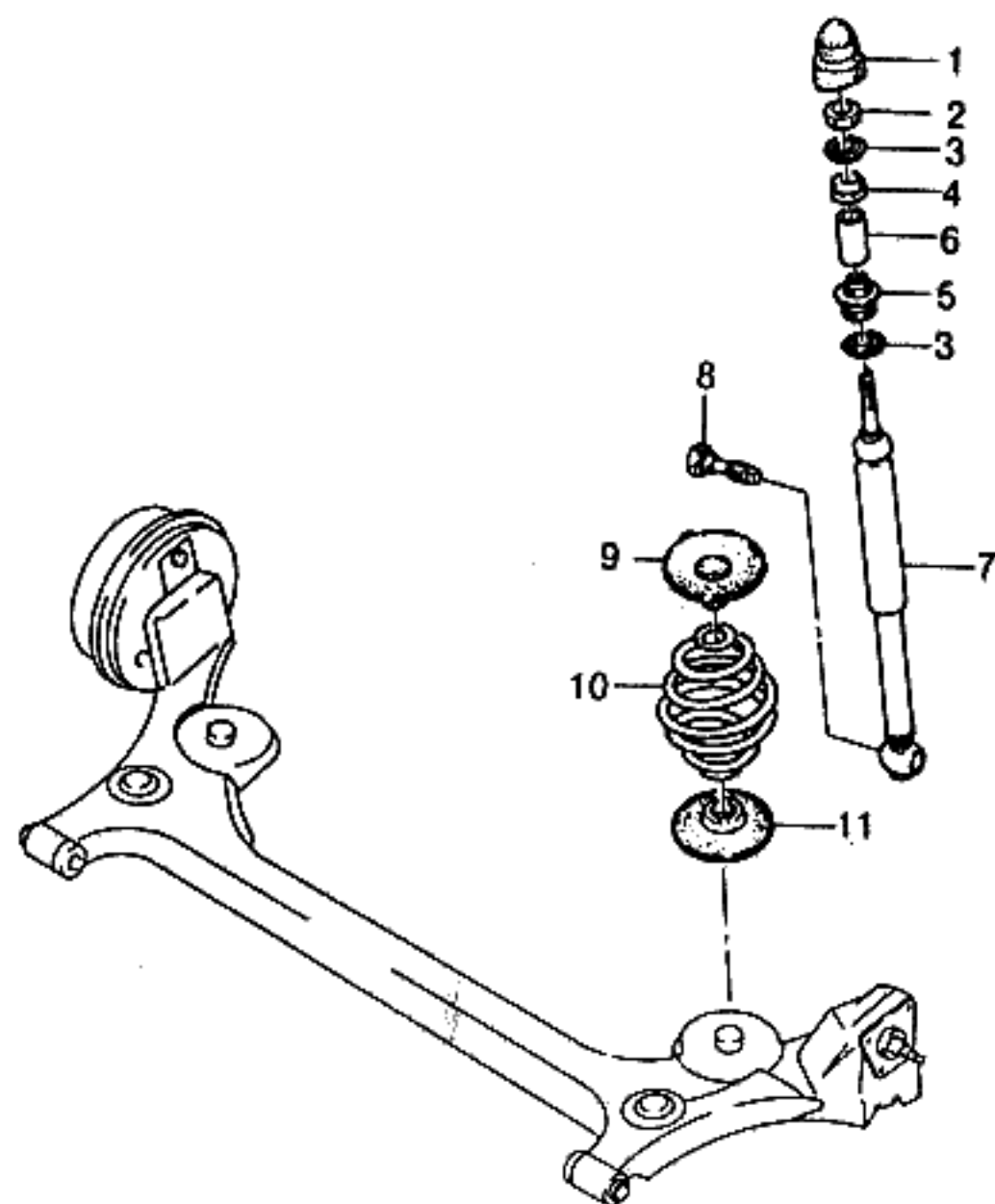


KEY NO.		PART NAME												
I T C	PART NO.	M O D E L				O P T I O N	L / R	Q T Y	E F F E C T I V E D A T E		R E M A R K S	P / C O D E		
		B D Y	T / A	L E V E L					F R O M	T O				
				I	II								III	IV
	[01]	(E)AXLE A-REAR (D)ACHSE,HINTEN						(F)PONT-ARRIERE (S)EJE-TRASERO						
	96168657	4	M	S	S	S	S	JL9	1		INCL.#3			
	96182400	4	A	O	O	O	O	JL9	1		INCL.#3			
	96182400	4		A	A	A	A	&XAT/TX6-JL9	1		INCL.#3			
	96166398	4	M	-	O	O	O	&JL9	1		INCL.#3			
	96212943	4	A	-	O	O	O	&JL9	1		INCL.#3			
	96212943	4		A	A	A	A	&JL9/XAT/TX6	1		INCL.#3			
	[02]	(E)SCREW (D)SCHRAUBE						(F)VIS (S)TORNILLO						
	90193097	4		S	S	S	S		2					
	[03]	(E)BUSHING-REAR AXLE DAMPING (D)LAGERFUTTER						(F)COUSSINET (S)BUJE-AMORTIGUADOR						
	90189050	4		S	S	S	S		2					
	[04]	(E)NUT (D)MUTTER						(F)ECROU (S)TUERCA						
	90189362	4		S	S	S	S		2		M12			
	[05]	(E)STABILIZER-REAR (D)STABILISATOR,HINTEN						(F)STABILISATEUR-ARRIERE (S)ESTABILIZADOR-TRASERO						
	90121513	4	M	S	S	S	S	-TX6/XWE/XAT	1					
	90121513	4	A	O	O	O	O	-TX6/XWE/XAT	1					
	96208559	4		A	A	A	A	&TX6/XWE/XAT	1					
	[06]	(E)SCREW (D)SCHRAUBE						(F)VIS (S)TORNILLO						
	11082434	4		S	S	S	S		2					
	[07]	(E)WASHER-SPRING (D)DICHTUNGSRING,FEDERUNG						(F)RONDELLE-RESSORT (S)ARANDELA-RESORTE						
	11029779	4		S	S	S	S		2		10			
	[08]	(E)NUT (D)MUTTER						(F)ECROU (S)TUERCA						
	11063866	4		S	S	S	S		2		M10			
	[09]	(E)RING-SHAFT SEAL (D)RING,STAB DICHTUNG						(F)ANNEAU-JOINT D'ARBRE (S)ANILLO-BROCHE DE EJE						
BDY(BODY)		T/A(TRANSAXLE)						LEVEL(TRIM LEVEL)						
4 : 4 DOOR		M : MANUAL T/A A : AUTOMATIC T/A						I : GL II : GLX III : CD18 IV : CD20						



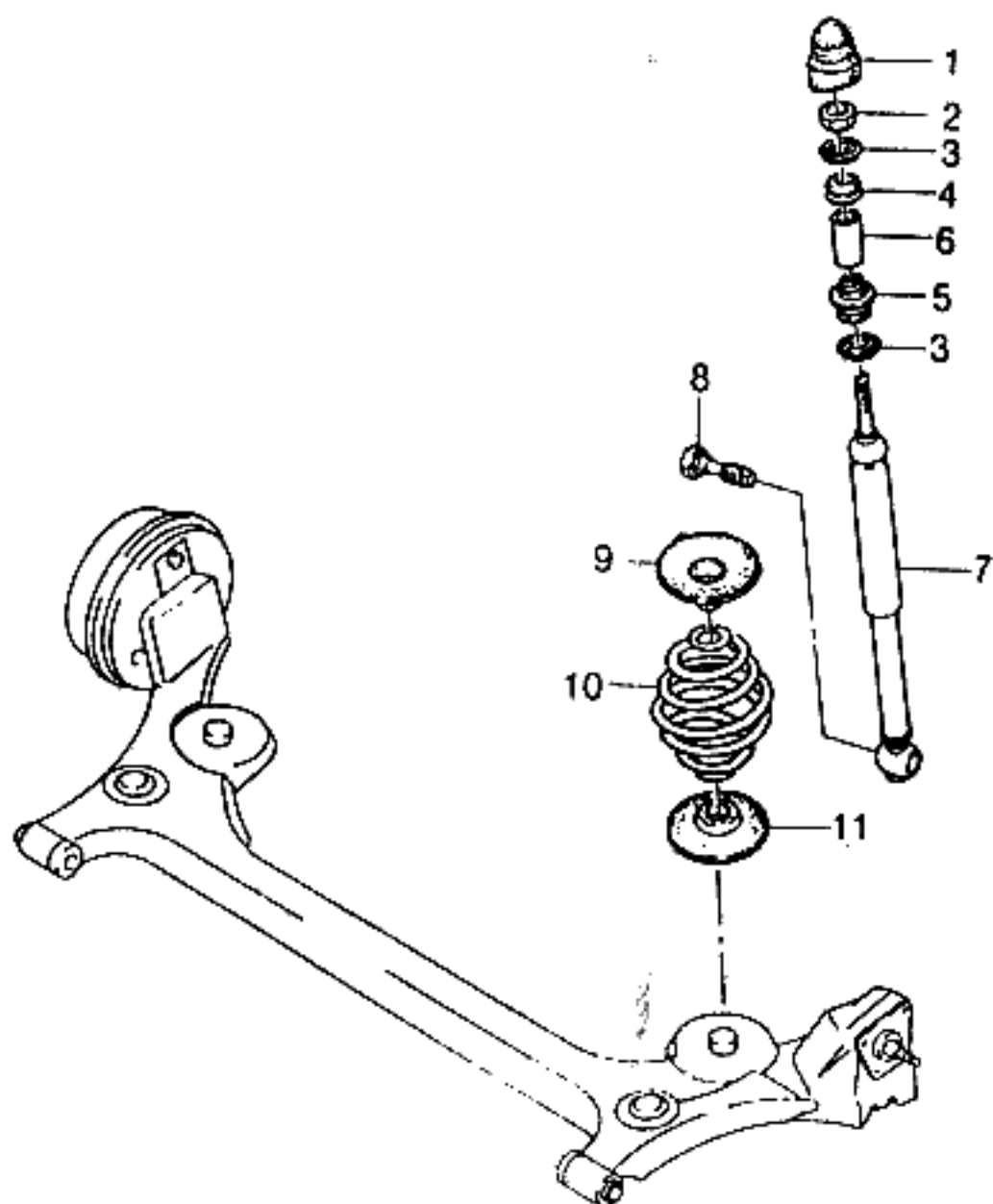
KEY NO.		PART NAME												
I T C	PART NO.	M O D E L				O P T I O N	L / R	Q / Y	E F F E C T I V E D A T E		R E M A R K S	P / C O D E		
		B D Y	T / A	L E V E L					F R O M	T O				
				I	II								III	IV
	03461793 [10]	4		S	S	S	S	JL9		2		(E)BEARING-TAPERED ROLLER (D)ROLLENLAGER,ZUGESPITZT	(F)ROULEMENT-ROULEAU FUSELE (S)COJINETE-RODILLO REDUCIDO	
	94797384 [11]	4		S	S	S	S	JL9		2		(E)HUB-REAR WHEEL (D)NABE,HINTERRAD	(F)MOYEU-ROUE ARRIERE (S)CUBO-RUEDA TRASERA	
	90142161 [12]	4		S	S	S	S	JL9		2		(E)BEARING-REAR HUB (D)KUGELLAGER,HINTERE FELGE	(F)ROULEMENT-MOYEU ARRIERE (S)COJINETE-CENTRO TRASERO	
	02667886 [13]	4		S	S	S	S	JL9		2		(E)WASHER-WHEEL BEARING (D)DICHTUNGSRING	(F)RONDELLE (S)ARANDELA	
	90121753 [14]	4		S	S	S	S	JL9		2		(E)NUT-CASTLE (D)MUTTER,SCHLOß	(F)ECROU-CHATEAU (S)TUERCA-ALMENAOA	
	08967950 [15]	4		S	S	S	S	JL9		2		(E)PIN-SPLIT (D)STIFT,SPALT	(F)BROCHE-FENDUE (S)PASADOR-DIVIDIR	
	11088191 [16]	4		S	S	S	S	JL9		2		(E)CAP-HUB (D)DECKEL,HÜLSE	(F)CHAPEAU-MOYEU (S)TAPA-CUBO	
	06696899 [17]	4		S	S	S	S	JL9		2		(E)DAMPER-STABILIZER (D)DÄMPFER,STABILISATOR	(F)AMORTISSEUR-STABILISATEUR (S)AMORTIGUADOR	
	96179843	4		S	S	S	S	-XWE/XAT/IX6		2				
	96208560	4		A	A	A	A	&XWE/IX6/XAT		2				

BDY(BODY)	T/A(TRANSAXLE)	LEVEL(TRIM LEVEL)
4 : 4 DOOR	M : MANUAL T/A A : AUTOMATIC T/A	I : GL II : GLX III : CD18 IV : CD20

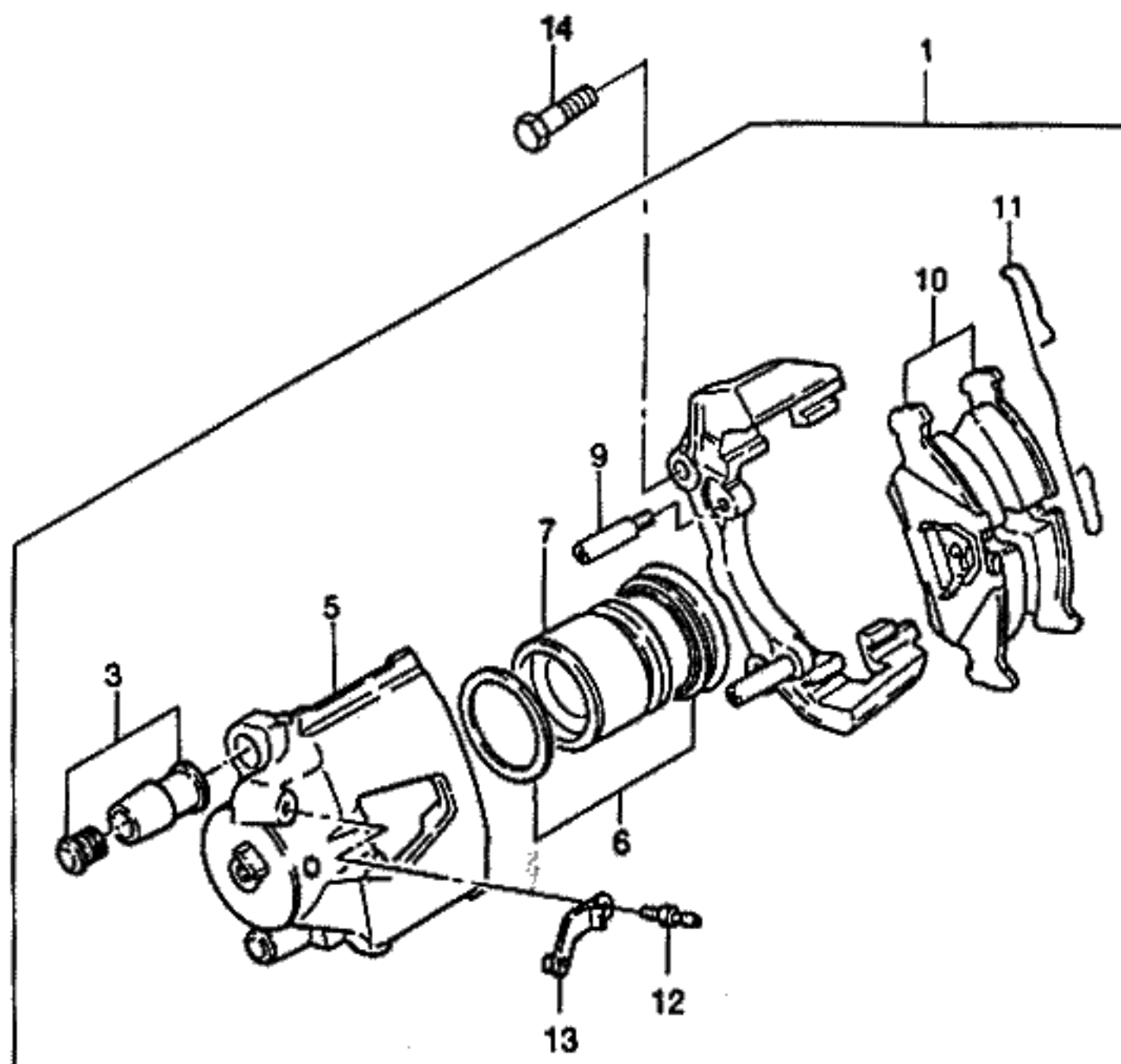


KEY NO.		PART NAME												
I T C	PART NO.	M O D E L						O P T I O N	L / R	Q T Y	E F F E C T I V E D A T E		R E M A R K S	P / C O D E
		B D Y	T / A	L E V E L							F R O M	T O		
				I	II	III	IV							
	[01]	(E)CAP-SHOCK ABSORBER COVER (D)DECKEL							(F)CHAPEAU (S)TAPA- AMORTIGUADOR					
	90125218	4		S	S	S	S			2				
	[02]	(E)NUT (D)MUTTER							(F)ECROU (S)TUERCA					
	11067227	4		S	S	S	S			2			M10	
	[03]	(E)PLATE-BUMPER,UPR & LWR (D)PLATTE,STOßSTANGE							(F)PLAQUE (S)PLACA-PARACHOQUES					
	90343956	4		S	S	S	S			4				
	[04]	(E)BUMPER-S/ABSORBER,UPR (D)STOßSCHEIBE							(F)PARE-CHOC (S)TOPE-AMORTIGUADOR,SUP					
	96175444	4		S	S	S	S			2				
	[05]	(E)BUMPER-S/ABSORBER,LWR (D)STOßSCHEIBE							(F)PARE-CHOC-AMORTISSEUR,BAS (S)TOPE-AMORTIGUADOR,INF					
	96175443	4		S	S	S	S			2				
	[06]	(E)SPACER (D)DISTANZSTÜCK							(F)ENTRETOISE (S)ESPACIADOR					
	90334270	4		S	S	S	S			2				
	[07]	(E)CARTRIDGE-SHOCK ABSORBER (D)KASSETTE,STOßDÄMPFER							(F)CARTOUCHE-AMORTISSEUR (S)CARTUCHO-AMORTIGUADOR					
	96179845	4		S	S	S	S	-XWE/GSA/TX6/XAT		2				
	96208557	4		-	A	A	A	&XWE/XAT-GSA		2				
	96213698	4		-	-	-	A	&TX6		2				
	[08]	(E)SCREW (D)SCHRAUBE							(F)VIS (S)TORNILLO					
	11086681	4		S	S	S	S			2			M10x63	
	[09]	(E)BUMPER-REAR AXLE (D)STOßSTANGE,HINTERE ACHSE							(F)PARE-CHOC-PONT ARRIERE (S)TOPE-EJE TRASERO					
	96179844	4		S	S	S	S			2				
	[10]	(E)SPRING-REAR (D)FEDERUNG,HINTEN							(F)RESSORT-ARRIERE (S)RESORTE-TRASERO					
	96179833	4		S	S	S	S	-XWE/XAT		2				RL
	96179834	4		A	A	A	A	-TX6		2			HEAVY DUTY	RH
	90216621	4		A	A	A	A	&XWE/XAT		2				HD

BDY(BODY)	T/A(TRANSAXLE)	LEVEL(TRIM LEVEL)
4 : 4 DOOR	M : MANUAL T/A A : AUTOMATIC T/A	I : GL II : GLX III : CD18 IV : CD20

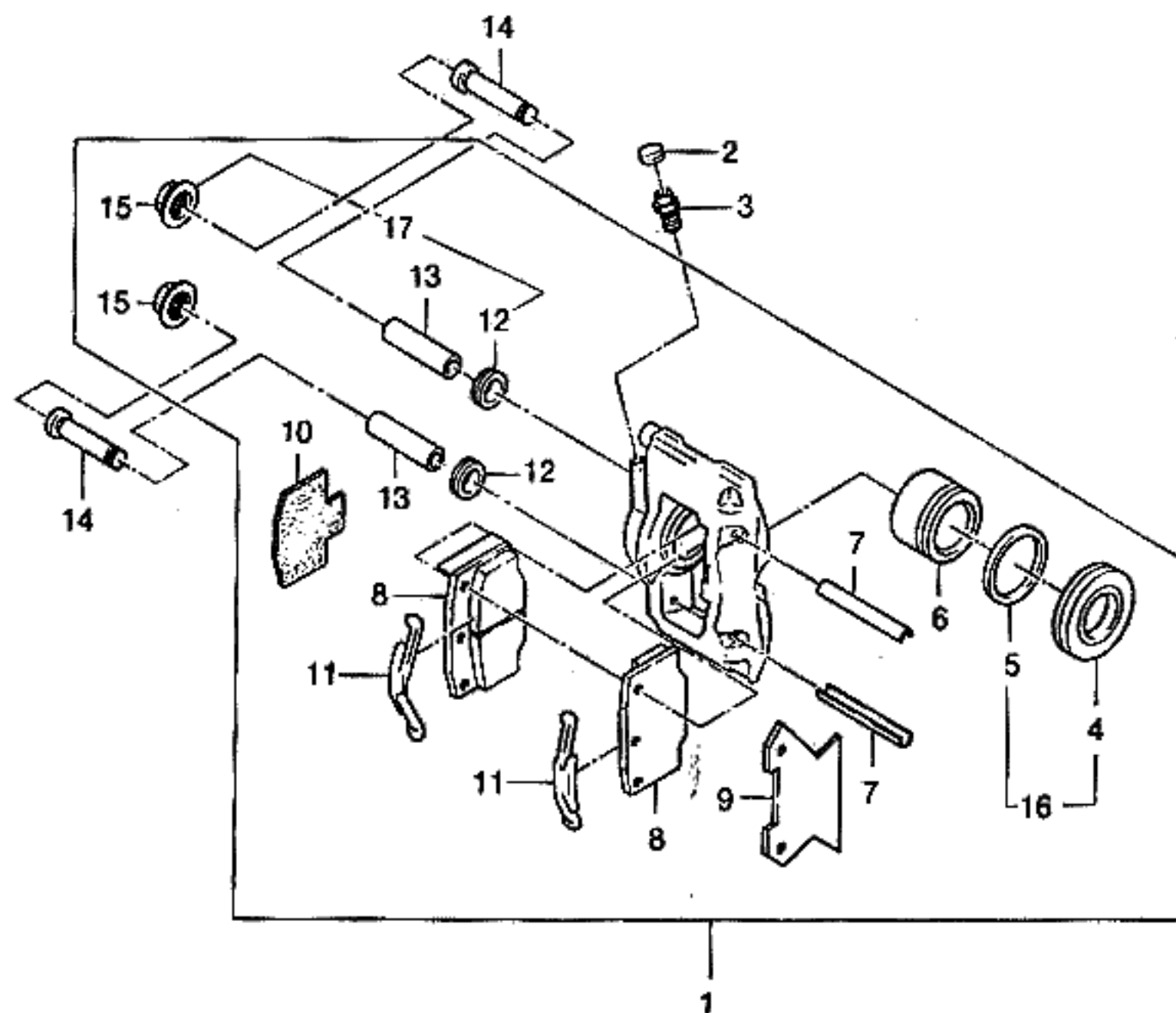


KEY NO.			PART NAME											
I T C	PART NO.	M O D E L				O P T I O N	L / R	Q T Y	E F F E C T I V E D A T E		R E M A R K S	P / C O D E		
		B D Y	T / A	L E V E L					F R O M	T O				
				I	II								III	IV
	90216623 [11] 90305263	4 4	- S	- S	- S	A S	&TX6 (E)RING-RR SPRING INSULATING (D)RING, ISOLIERUNG	2 (F)ANNEAU (S)ANILLO-AISLAMIENTO			HEAVY DUTY	HF		
BDY(BODY)		T/A(TRANSAXLE)						LEVEL(TRIM LEVEL)						
4 : 4 DOOR		M : MANUAL T/A A : AUTOMATIC T/A						I : GL II : GLX III : CD18 IV : CD20						

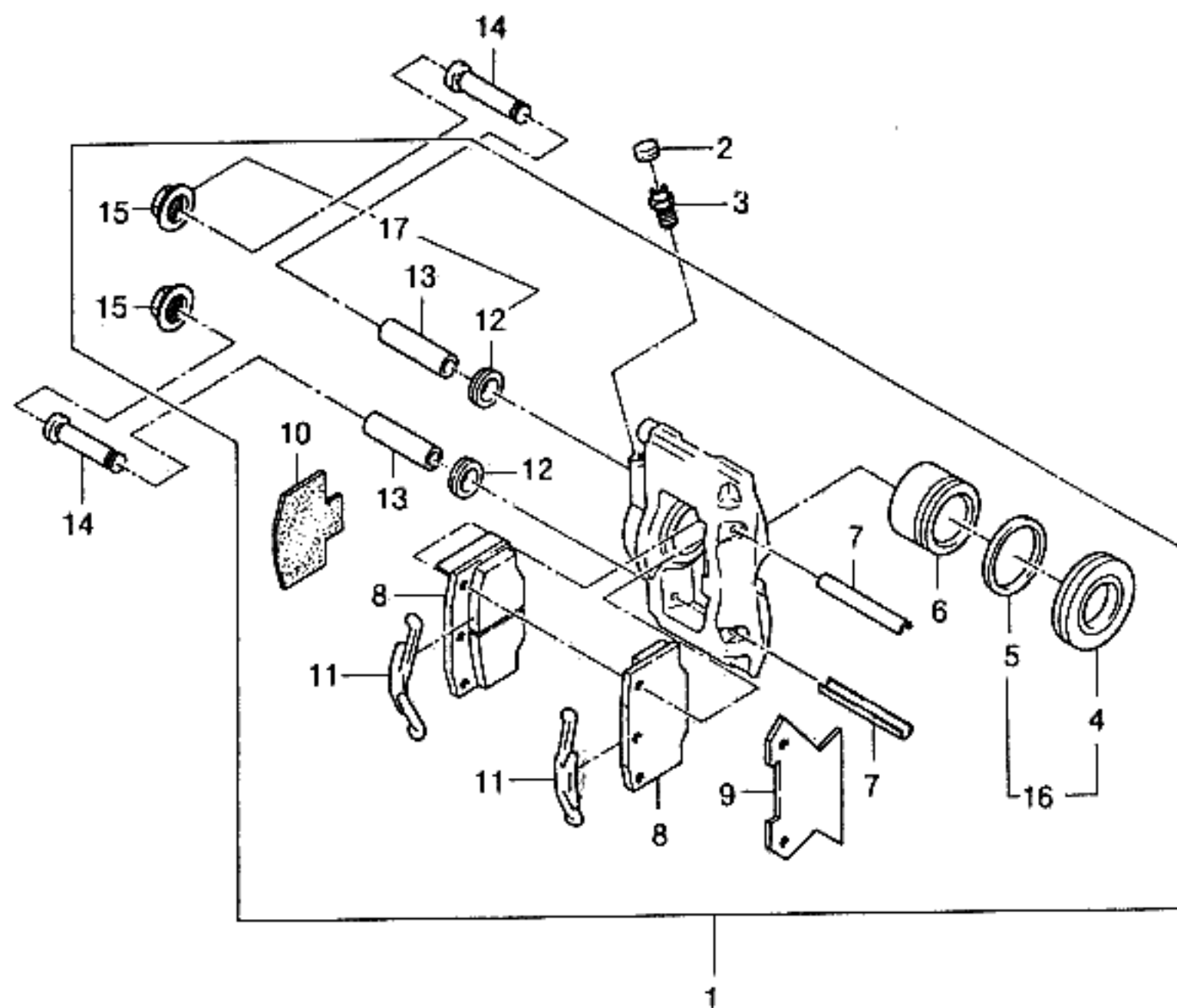


KEY NO.		PART NAME									
I T C	PART NO.	M O D E L				OPTION	L / R	Q T Y	EFFECTIVE DATE		REMARKS
		B D Y	T / A	LEVEL					FROM	TO	
				I	II						
	[01]	(E)CALIPER A-BRAKE SLIDING (D)TASTER,BREMS-GLEIT							(F)CALIBRE-FREIN COULISSANT (S)CALIBRADOR-DESLIZADOR		
	96193089	4		A A A A	&BCL				L 1		
	96193090	4		A A A A	&BCL				R 1		
	[03]	(E)BUSHING REPAIR KIT (D)SCHUTZDECKEL							(F)CHAPEAU-PROTECTEUR (S)TAPA-PROTECTORA		
	11010154072	4		A A A A	&BCL				2		
	[06]	(E)SEAL REPAIR KIT (D)DICHTUNG							(F)JOINT D'ETANCHEITE (S)SELLO		
	11044152022	4		A A A A	&BCL				2		
	[09]	(E)PIN-GUIDE (D)SCHRAUBE,FÜHRUNG							(F)BOULON-GUIDE (S)PERNO-GUIA		
	11817100081	4		A A A A	&BCL				4		
	[10]	(E)PAD SET-FRONT BRAKE (D)UNTERLAGE-SATZ							(F)JEU DE PATINS-FREIN AVANT (S)JUEGO DE COJIN-FRENOS		
	11046952012	4		A A A A	&BCL				1		
	[11]	(E)SPRING-RETAINER (D)FEDERUNG,HALTER							(F)RESSORT-ARRETOIR (S)RESORTE-RETENEDOR		
	11811600971	4		A A A A	&BCL				2		
	[12]	(E)SCREW-BLEEDER (D)SCHRAUBE							(F)VIS (S)TORNILLO		
	03351889001	4		A A A A	&BCL				2		
	[13]	(E)CAP-DUST (D)STAUB DECKEL							(F)CHAPEAU-POUSSIÈRE (S)TAPA-POLVO		
	03359001441	4		A A A A	&BCL				2		
	[14]	(E)SCREW (D)SCHRAUBE							(F)VIS (S)TORNILLO		
	96223478	4		A A A A	&BCL				4		M12x40

BDY(BODY)	T/A(TRANSAXLE)	LEVEL(TRIM LEVEL)
4 : 4 DOOR	M : MANUAL T/A A : AUTOMATIC T/A	I : GL II : GLX III : CD18 IV : CD20

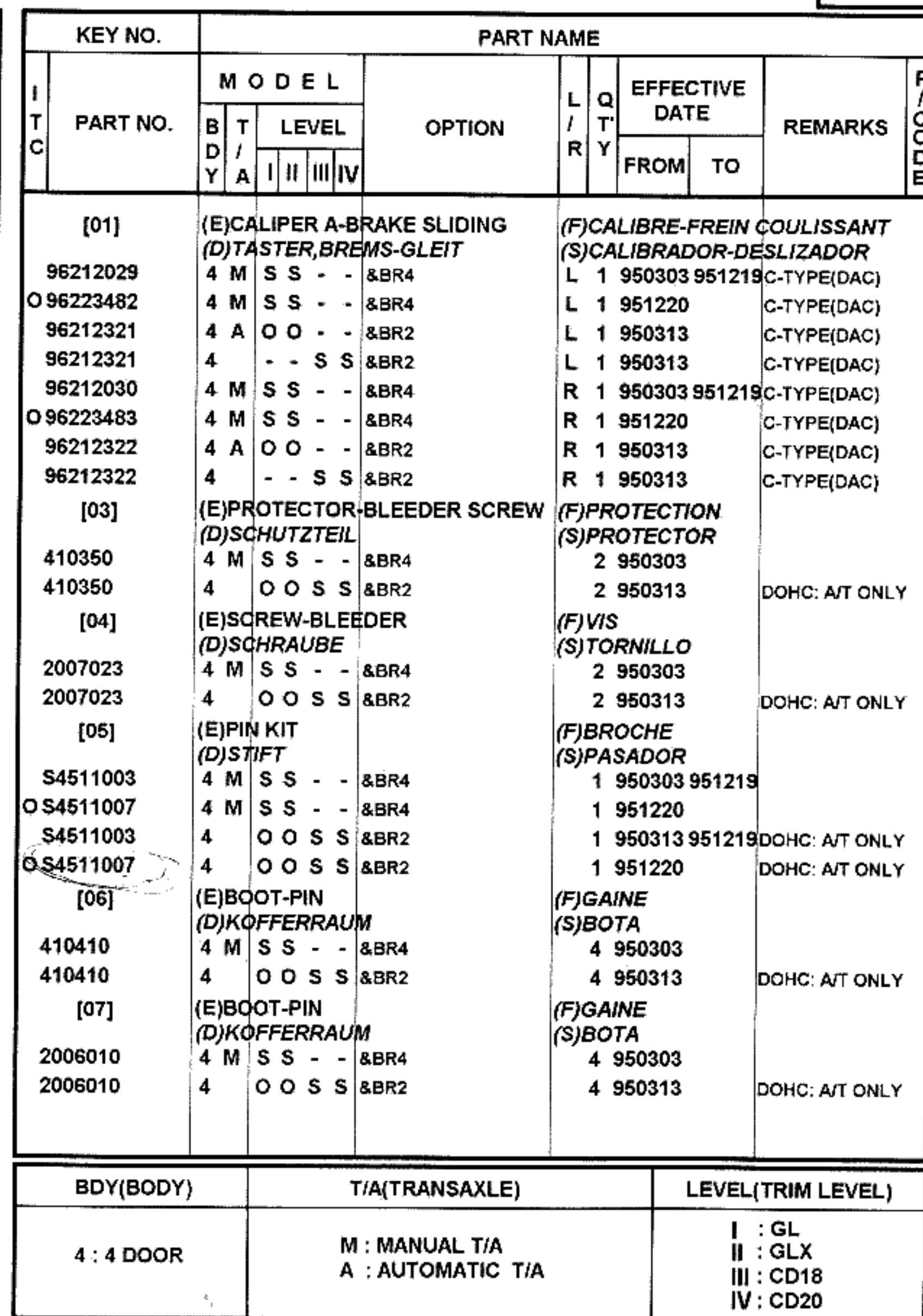


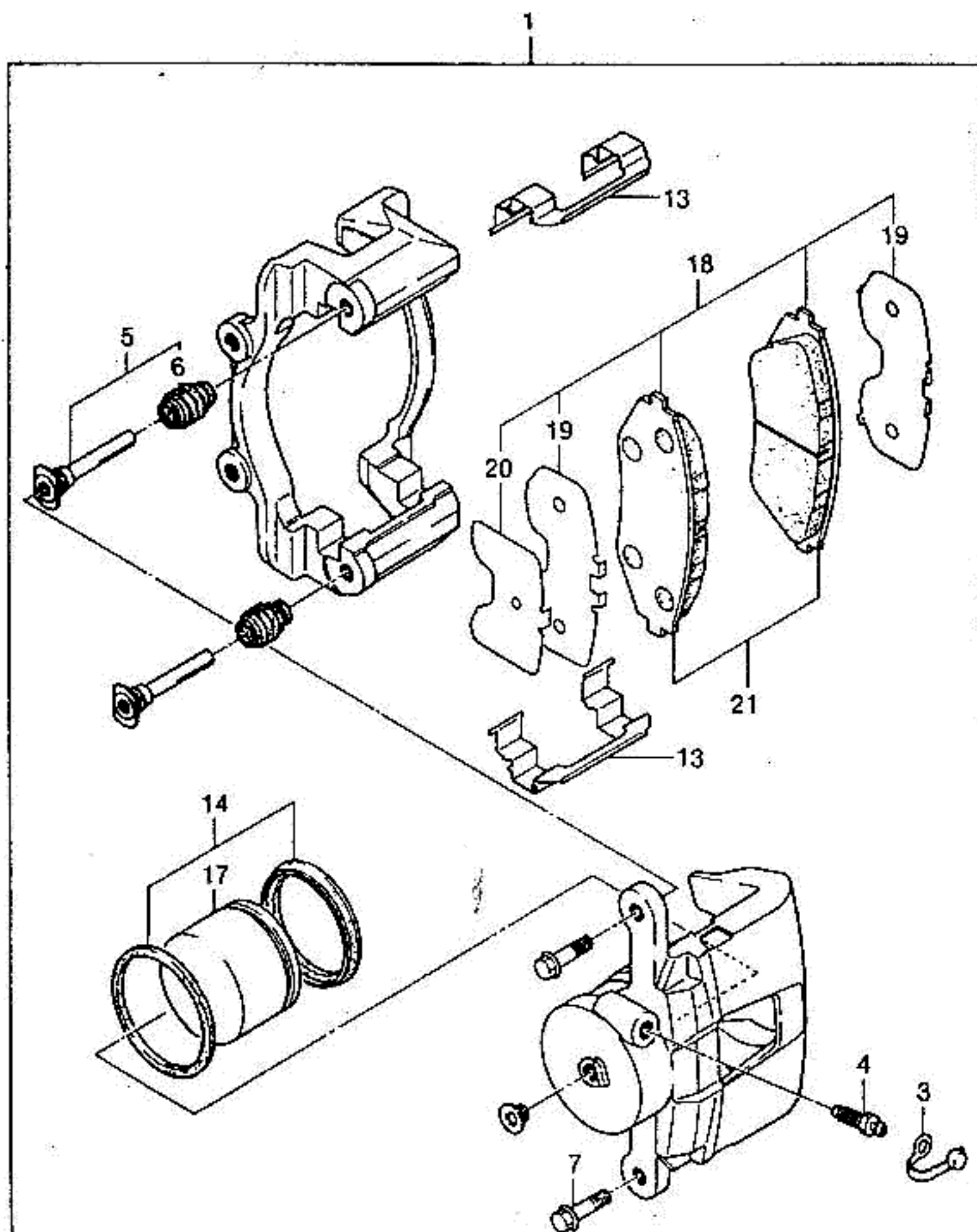
KEY NO.		PART NAME												P / CODE
I T C	PART NO.	MODEL						OPTION	L / R	Q T Y	EFFECTIVE DATE		REMARKS	
		B D Y	T / A	LEVEL							FROM	TO		
				I	II	III	IV							
[01]		(E)CALIPER A-BRAKE SLIDING (D)TASTER,BREMS-GLEIT						(F)CALIBRE-FREIN COULISSANT (S)CALIBRADOR-DESLIZADOR						
	96164855	4	M	S	S	-	-	&BCH	L	1	950303			
N	96212029	4	M	S	S	-	-	&BR4	L	1	950303		SEE GROUP 4512	
	96164853	4		-	-	S	S	&BCH	L	1	950303			
N	96212321	4		-	-	S	S	&BR2	L		950313		SEE GROUP 4512	
	96164853	4	A	O	O	-	-	&BCH	L	1	950313			
N	96212321	4	A	O	O	-	-	&BR2	L	1	950313		SEE GROUP 4512	
	96164856	4	M	S	S	-	-	&BCH	R	1	950303			
N	96212030	4	M	S	S	-	-	&BR4	R	1	950303		SEE GROUP 4512	
	96164854	4		-	-	S	S	&BCH	R	1	950313			
N	96212322	4		-	-	S	S	&BR2	R	1	950313		SEE GROUP 4512	
	96164854	4	A	O	O	-	-	&BCH	R	1	950313			
N	96212322	4	A	O	O	-	-	&BR2	R	1	950313		SEE GROUP 4512	
[02]		(E)CAP-DUST (D)STAUBDECKEL						(F)CHAPEAU-POUSSIÈRE (S)TAPA-POLVO						
	03487213	4		S	S	S	S	&BCH		2	950303			
[03]		(E)SCREW-VENTING (D)SCHRAUBE, VENTILATION						(F)VIS-AERATION (S)TORNILLO-RESPIRADERO						
	03487229	4		S	S	S	S	&BCH		2	950303			
[04]		(E)BOOT A-PISTON (D)KOFFERRAUM						(F)GAINE (S)BOTA						
	03487211	4		O	O	S	S	&BCH		2	950313		DOHC: A/T ONLY	
	03487580	4	M	S	S	-	-	&BCH		2	950303			
[05]		(E)SEAL-PISTON (D)DICHTUNG						(F)JOINT (S)SELLO						
	03487320	4		O	O	S	S	&BCH		2	950313		DOHC: A/T ONLY	
	03487578	4	M	S	S	-	-	&BCH		2	950303			
[06]		(E)PISTON (D)KOLBEN						(F)PISTON (S)PISTON						
	03487767	4		O	O	S	S	&BCH		2	950313		DOHC: A/T ONLY	
	03487764	4	M	S	S	-	-	&BCH		2	950303			
BDY(BODY)		T/A(TRANSAXLE)						LEVEL(TRIM LEVEL)						
4 : 4 DOOR		M : MANUAL T/A A : AUTOMATIC T/A						I : GL II : GLX III : CD18 IV : CD20						



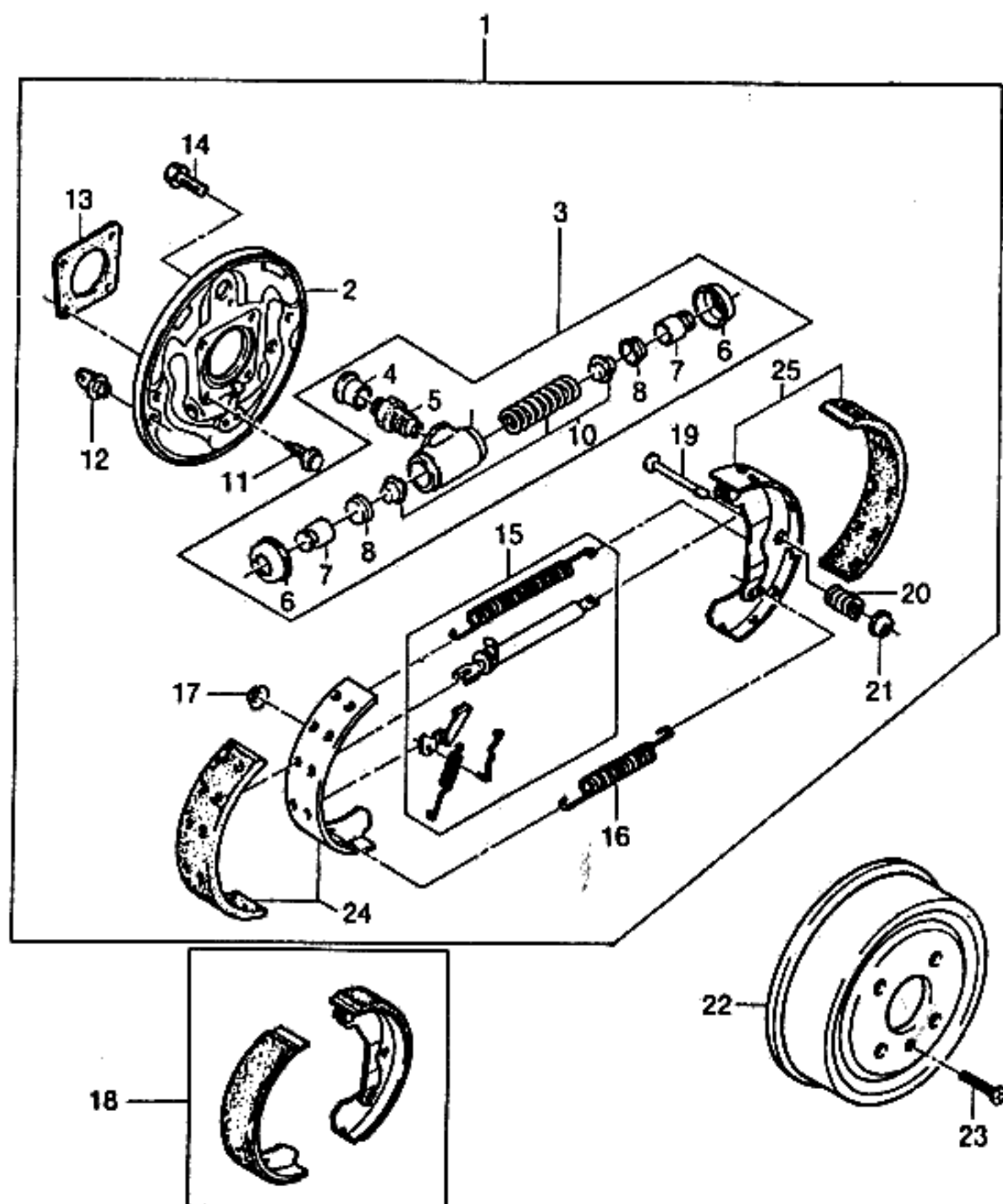
KEY NO.		PART NAME												
I T C	PART NO.	M O D E L				O P T I O N	L / R	Q T Y	E F F E C T I V E D A T E		R E M A R K S	P / C O D E		
		B D Y	T / A	L E V E L					F R O M	T O				
				I	II								III	IV
	[07]	(E)PIN-ROLLER (D)STIFT,ROLLE							(F)BROCHE-ROULEAU (S)PASADOR-RODILLO					
03487689		4	S	S	S	S	&BCH	4	950303					
	[08]	(E)PAD SET-FRONT BRAKE (D)UNTERLAGE-SATZ							(F)JEU DE PATINS-FREIN AVANT (S)JUEGO DE COJIN-FRENOS					
96133555S		4	S	S	S	S	&BCH	1	950303					
	[09]	(E)COVER-SHIM (D)DECKEL							(F)COUVERCLE (S)CUBIERTA					
96164857		4	S	S	S	S	&BCH	2	950303					
	[10]	(E)SHIM-ANTI NOISE (D)AUSGLEICHSSCHEIBE							(F)CALE DE SUPPORT (S)CUÑA					
03487620		4	S	S	S	S	&BCH	2	950303					
	[11]	(E)SPRING-PAD (D)FEDERUNG							(F)RESSORT (S)RESORTE					
03487222		4	S	S	S	S	&BCH	4	950303					
	[12]	(E)SEAL-RING,SLEEVE (D)DICHTUNG							(F)JOINT (S)SELLO					
03487216		4	S	S	S	S	&BCH	4	950303					
	[13]	(E)SLEEVE (D)HÜLSE							(F)CHEMISE (S)MANGA					
03487765		4	S	S	S	S	&BCH	4	950303					
	[14]	(E)SCREW-CHEESE HEAD (D)SCHRAUBE							(F)VIS (S)TORNILLO					
90189699		4	S	S	S	S	&BCH	4	950303	M12x40				
	[15]	(E)CAP-SLEEVE (D)DEKEL-HÜLSE							(F)CHAPEAU-CHEMISE (S)TAPA-MANGA					
03487244		4	S	S	S	S	&BCH	4	950303					
	[16]	(E)SEAL KIT-PISTON (D)DICHTUNGS-SATZ							(F)TROUSSE DE JOINTS (S)JUEGO DE SELLOS					
NP1448		4	O	O	S	S	&BCH	1	950313	DOHC; A/T ONLY				
NP1451		4	M	S	S	-	&BCH	1	950303					
	[17]	(E)SEAL KIT-RING (D)DICHTUNGS-SATZ							(F)TROUSSE DE JOINTS (S)JUEGO DE SELLOS					
NP1449		4	S	S	S	S	&BCH	1	950303					

BDY(BODY)	T/A(TRANSAXLE)	LEVEL(TRIM LEVEL)
4 : 4 DOOR	M : MANUAL T/A A : AUTOMATIC T/A	I : GL II : GLX III : CD18 IV : CD20

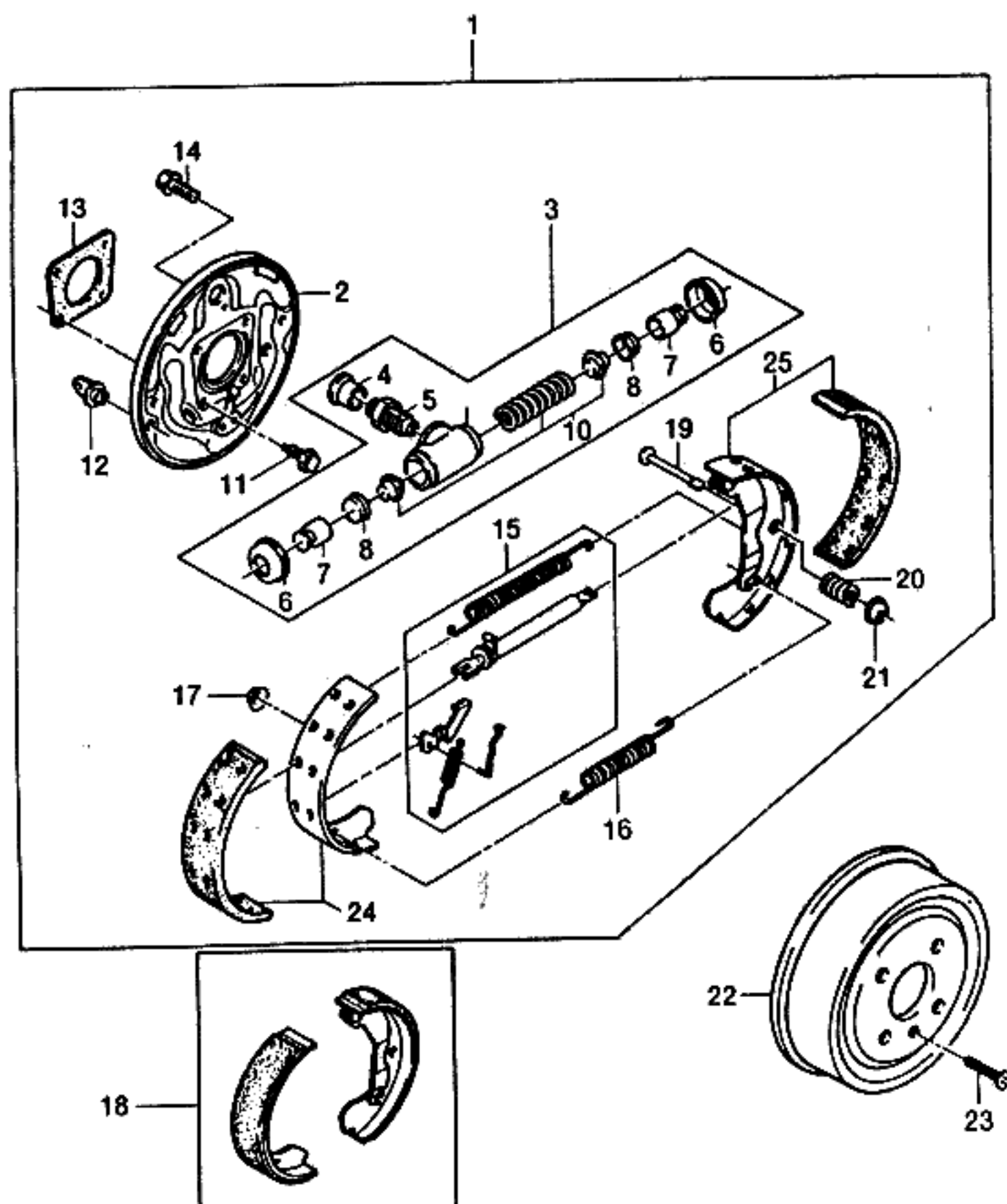




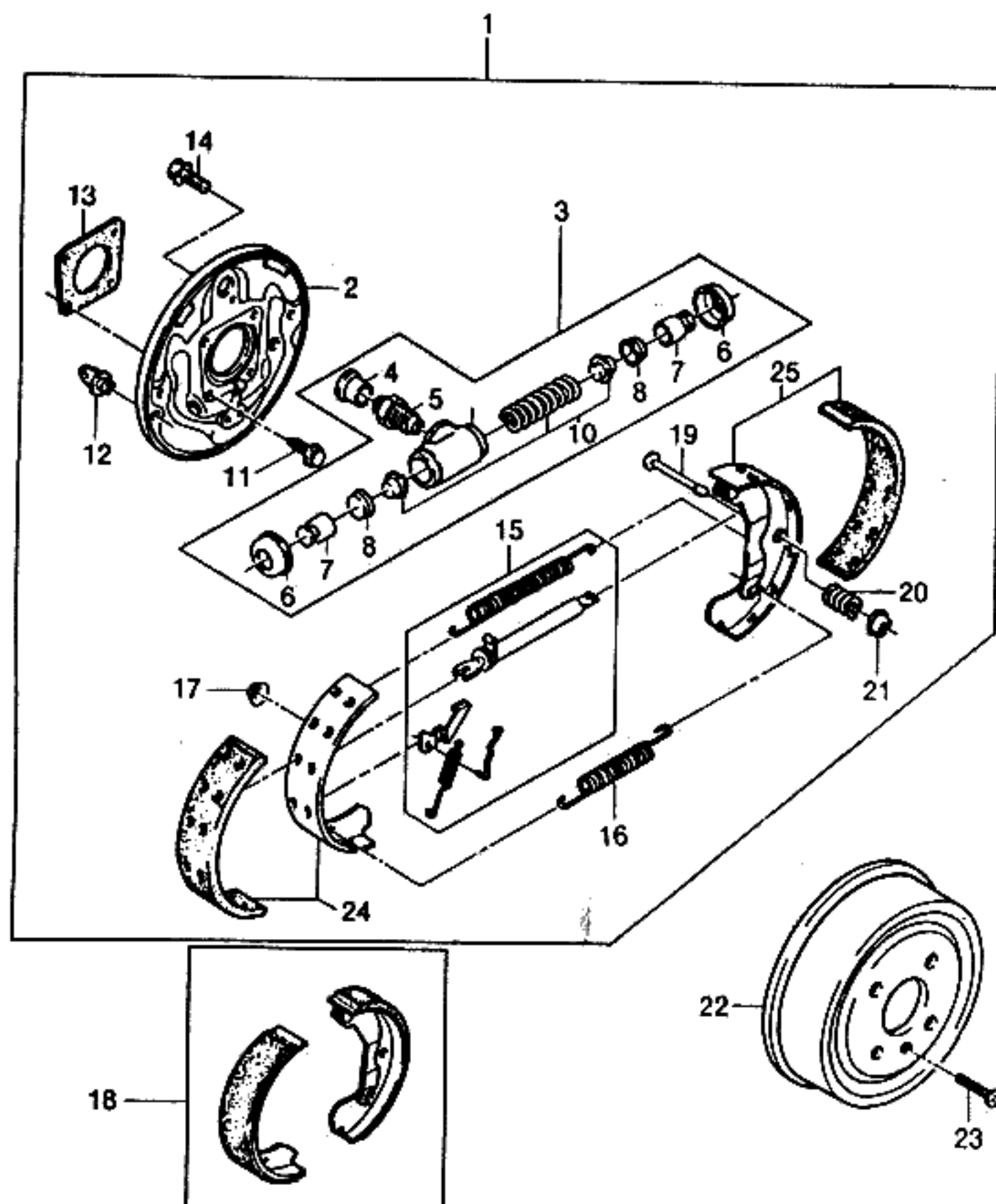
KEY NO.		PART NAME												
I T C	PART NO.	M O D E L				O P T I O N	L / R	Q T Y	E F F E C T I V E D A T E		R E M A R K S	P / C O D E		
		B D Y	T / A	L E V E L					F R O M	T O				
				I	II								III	IV
	[13]	(E)SPRING-PAD (D)FEDERUNG						(F)RESSORT (S)RESORTE						
	410415	4 M S S - - &BR4						2 950303						
	410415	4 O O S S &BR2						2 950313		DOHC: A/T ONLY				
	[14]	(E)SEAL KIT-PISTON (D)DICHTUNGS-SATZ						(F)TROUSSE DE JOINTS (S)JUEGO DE SELLOS						
	S4511002	4 M S S - - &BR4						1 950303						
	S4511005	4 A O O - - &BR2						1 950313						
	S4511005	4 - - S S &BR2						1 950313						
	[17]	(E)PISTON (D)KOLBEN						(F)PISTON (S)PISTON						
	410407	4 M S S - - &BR4						4 950303						
	410807	4 A O O - - &BR2						4 950313						
	410807	4 - - S S &BR2						4 950313						
	[18]	(E)PAD SET-FRONT BRAKE (D)UNTERLAGE-SATZ						(F)JEU DE PATINS-FREIN AVANT (S)JUEGO DE COJIN-FRENOS						
	S4511001	4 M S S - - &BR4						1 950303 951219						
	O S4511006	4 M S S - - &BR4						1 951220						
	S4511001	4 O O S S &BR2						1 950313 951219		DOHC: A/T ONLY				
	O S4511006	4 O O S S &BR2						1 951220		DOHC: A/T ONLY				
	[19]	(E)SHIM-ANTI NOISE (D)AUSGLEICHSSCHEIBE						(F)CALE DE SUPPORT (S)CUÑA						
	410413	4 M S S - - &BR4						4 950303						
	410413	4 O O S S &BR2						4 950313		DOHC: A/T ONLY				
	[20]	(E)COVER-SHIM (D)DECKEL						(F)COUVERCLE (S)CUBIERTA						
	410417	4 M S S - - &BR4						2 950303						
	410417	4 O O S S &BR2						2 950313		DOHC: A/T ONLY				
	[21]	(E)PAD SET-FRONT BRAKE (D)UNTERLAGE-SATZ						(F)JEU DE PATINS-FREIN AVANT (S)JUEGO DE COJIN-FRENOS						
	S4511004	4 M S S - - &BR4						1 950303						
	S4511004	4 O O S S &BR2						1 950313		DOHC: A/T ONLY				
BDY(BODY)		T/A(TRANSAXLE)						LEVEL(TRIM LEVEL)						
4 : 4 DOOR		M : MANUAL T/A A : AUTOMATIC T/A						I : GL II : GLX III : CD18 IV : CD20						



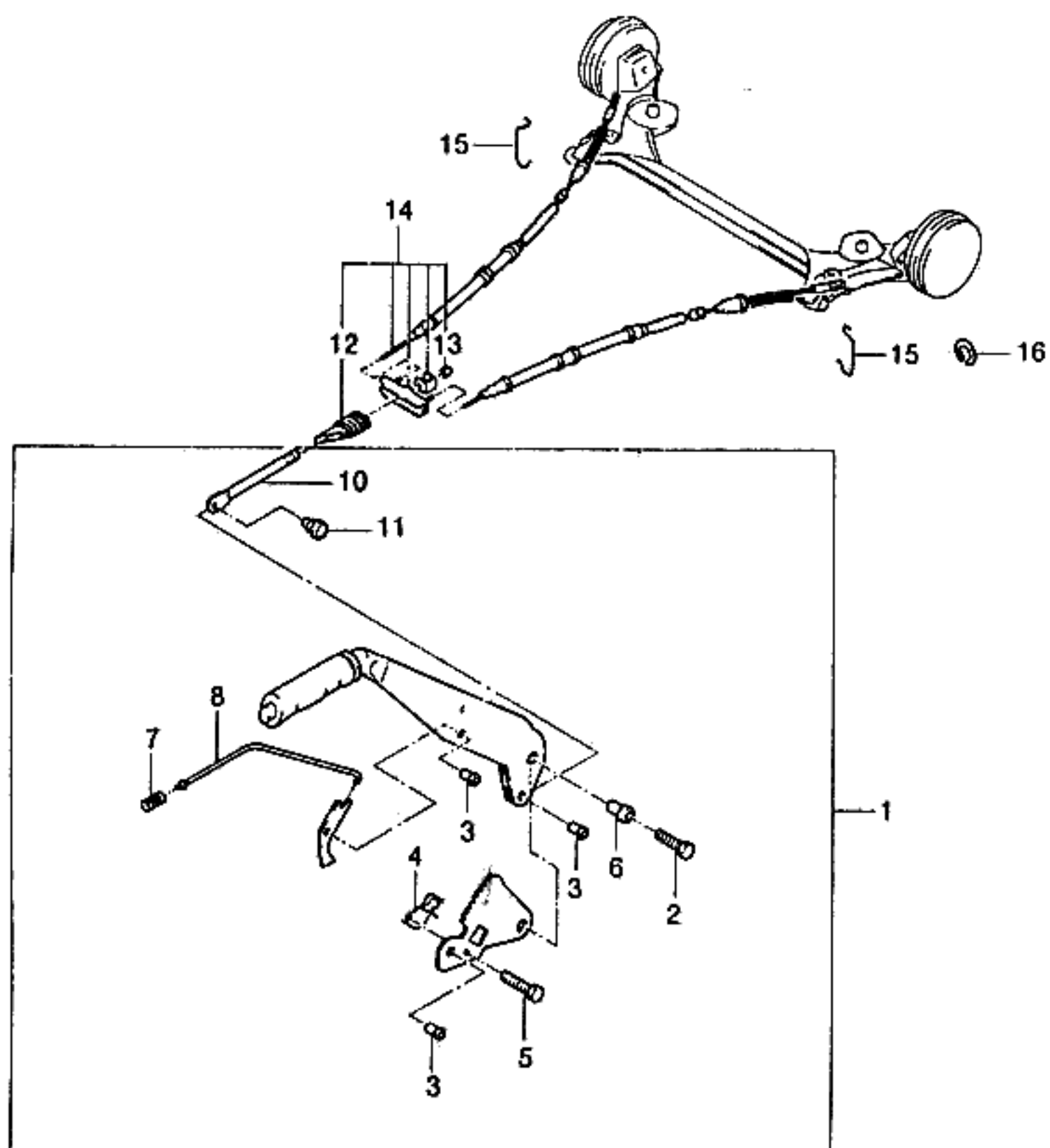
KEY NO.		PART NAME												
I T C	PART NO.	M O D E L						O P T I O N	L / R	Q T Y	E F F E C T I V E D A T E		R E M A R K S	P / C O D E
		B D Y	T / A	L E V E L							F R O M	T O		
				I	II	III	IV							
	[01]	(E)BRAKE A-REAR (D)BREMSE,HINTEN (F)FREIN-ARRIERE (S)FRENO-TRASERO												
	96179115	4 S S S S -EEC/JL9								1				
	96179116	4 - O O O &JL9-EEC								1				
	96193091	4 A A A A &EEC-JL9								1	950829			
Y	96226099	4 A A A A &EEC-JL9								1	950830			
	96193093	4 - A A A &EEC&JL9								1	950829			
Y	96226100	4 - A A A &EEC&JL9								1	950830			
	[02]	(E)PLATE-BRAKE BACKING (D)PLATTE,BREMS RÜCKEN (F)PLAQUE-FOND DE FREIN (S)PLACA-FRENO DE REVERSA												
	96179128	4 S S S S -JL9								L 1				
	96179130	4 - O O O &JL9								L 1				
	96179129	4 S S S S -JL9								R 1				
	96179131	4 - O O O &JL9								R 1				
	[03]	(E)CYLINDER-BRAKE WHEEL (D)ZYLINDER,BREMSRAD (F)CYLINDRE-FREIN ROUE (S)CILINDRO-RUEDA FRENO												
	90235422	4 S S S S								1				
	[04]	(E)CAP-DUST (D)STAUBDECKEL (F)CHAPEAU-POUSSIÈRE (S)TAPA-POLVO												
	03487213	4 S S S S								2				
	[05]	(E)SCREW-VENTING (D)SCHRAUBE,VENTILATION (F)VIS-AERATION (S)TORNILLO-RESPIRADERO												
	03487229	4 S S S S								2				
	[06]	(E)CAP-BRAKE WHEEL CYLINDER (D)DECKEL,BREMS-RAD-ZYLINDER (F)CHAPEAU (S)TAPA-CILINDRO DE RUEDA												
	96179003	4 S S S S								4				
	[07]	(E)PISTON-BRAKE WHEEL CYL (D)KOLBEN,RAD ZYLINDER (F)PISTON (S)PISTON-CILINDRO DE FRENO												
	90168037	4 S S S S								4				
	[08]	(E)CUFF-BRAKE WHEEL CYLINDER (D)HÜLSEN. BREMSTROMMEL (F)MANCHETTE (S)PUÑO-CILINDRO DE RUEDA												
	90168031	4 S S S S								4				
BDY(BODY)			T/A(TRANSAXLE)						LEVEL(TRIM LEVEL)					
4 : 4 DOOR			M : MANUAL T/A A : AUTOMATIC T/A						I : GL II : GLX III : CD18 IV : CD20					



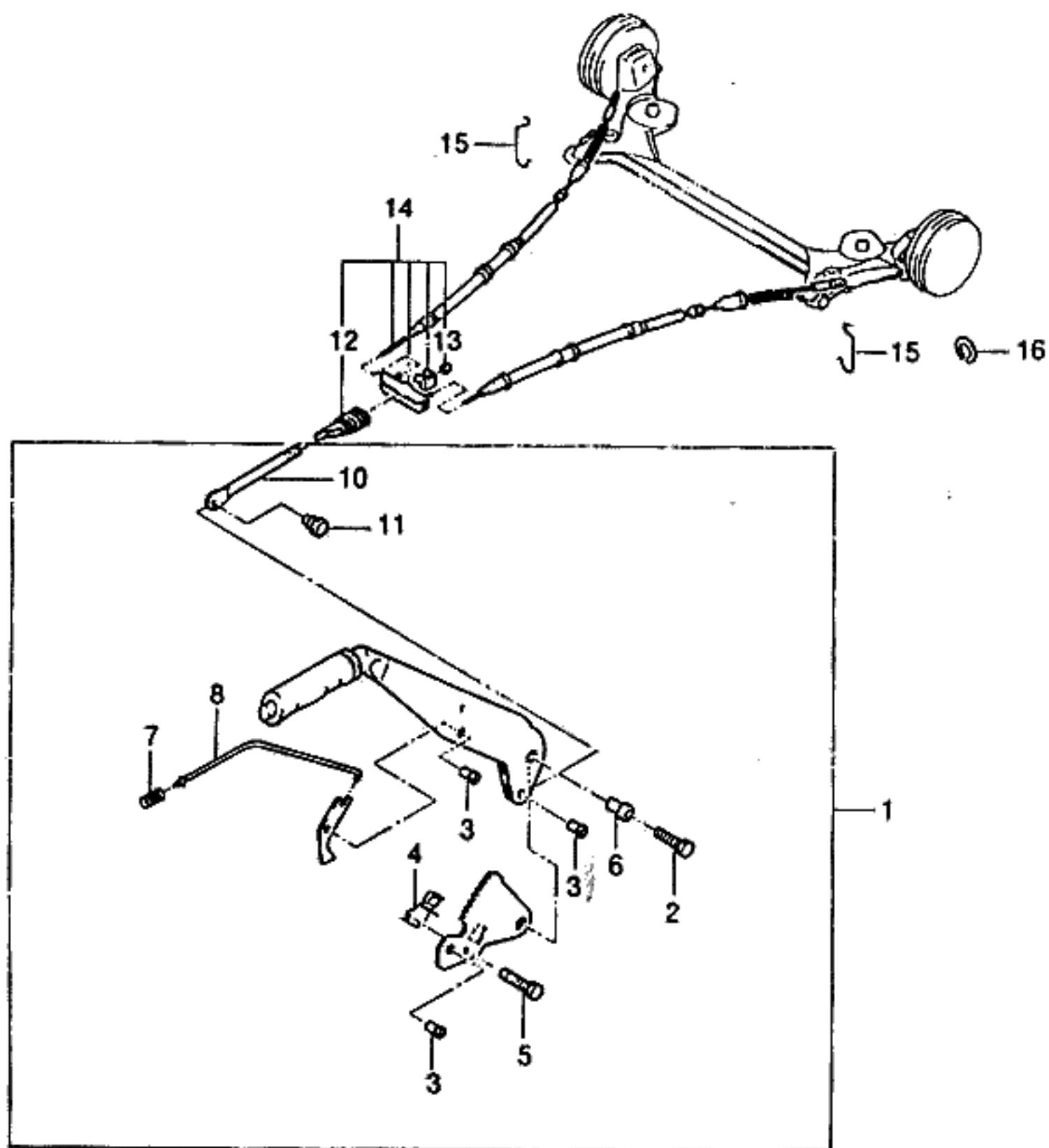
KEY NO.		PART NAME										
I T C	PART NO.	M O D E L				OPTION	L / R	Q T Y	EFFECTIVE DATE		REMARKS	P / C O D E
		B D Y	T / A	LEVEL					FROM	TO		
				I	II							
	[10]	(E)SPRING A-WHEEL CYLINDER (D)FEDERUNG,RAD ZYLINDER					(F)RESSORT-CYLINDRE DE ROUE (S)RESORTE-CILINDRO DE RUEDA					
	90189462	4	S	S	S	S	2					
	[11]	(E)SCREW (D)SCHRAUBE					(F)VIS (S)TORNILLO					
	90335672	4	S	S	S	S	8				M8x1x20	
	[12]	(E)PLUG (D)STÖPSEL					(F)BOUCHON (S)TAPON					
	90063579	4	S	S	S	S	4					
	[13]	(E)GASKET (D)DICHTUNG					(F)JOINT (S)JUNTA					
	90121896	4	S	S	S	S	2					
	[14]	(E)SCREW (D)SCHRAUBE					(F)VIS (S)TORNILLO					
	11045532	4	S	S	S	S	2				M6x12	
	[15]	(E)UNIT A-REAJUSTING (D)NEU-EINSTELLUNG EINHEIT					(F)UNITE DE REAJUSTEMENT (S)UNIDAD DE REAJUSTE					
	90199718	4	S	S	S	S	L 1					
	90199719	4	S	S	S	S	R 1					
	[16]	(E)SPRING-EXTENSION (D)FEDERUNG,VERLÄNGERUNG					(F)RESSORT-EXTENSION (S)RESORTE-EXTENSION					
	96179133	4	S	S	S	S	2					
	[17]	(E)WASHER-DISC (D)DICHTUNGSRING,SCHEIBE					(F)RONDELLE-DISQUE (S)ARANDELA-DISCO					
	90182378	4	S	S	S	S	2					
	[18]	(E)SHOE SET-REAR BRAKE (D)SCHUH SATZ,BREMS-,HINTEN					(F)JEU DE SABOTS-FREIN (S)JUEGO DE ZAPATO-FRENO					
	NP1441	4	S	S	S	S	1				ASBESTOS	
	NP1464	4	A	A	A	A	1				950829 NON ASBESTOS	
	Y 96226110	4	A	A	A	A	1				950830 NON ASBESTOS	
	[19]	(E)PIN-RETAINING SPRING (D)STIFT,HALTER-FEDERUNG					(F)BROCHE (S)PASADOR-RESORTE					
	06638956	4	S	S	S	S	4					
BDY(BODY)		T/A(TRANSAXLE)						LEVEL(TRIM LEVEL)				
4 : 4 DOOR		M : MANUAL T/A A : AUTOMATIC T/A						I : GL II : GLX III : CD18 IV : CD20				



KEY NO.		PART NAME												
I T C	PART NO.	M O D E L				OPTION	L / R	Q T Y	EFFECTIVE DATE		REMARKS	P / C O D E		
		B D Y	T / A	LEVEL					FROM	TO				
				I	II								III	IV
	[20]	(E)SPRING-COMPRESSION (D)FEDERUNG, VERDICHTUNG						(F)RESSORT-COMPRESSION (S)RESORTE-COMPRESION						
	06681527	4		S	S	S	S	4						
	[21]	(E)PLATE-SECURING SPRING (D)PLATTE						(F)PLAQUE-RESSORT D'ATTACHE (S)PLACA-RESORTE DE ASEGURAR						
	06663706	4		S	S	S	S	4						
	[22]	(E)DRUM-REAR BRAKE (D)BREMSTROMMEL						(F)TAMBOUR-FREIN (S)TAMBOR-TORNILLO						
	96175281	4		A	A	A	A	2			WO/HUB			
	96193771	4		S	S	S	S	2	941101		W/HUB			
	[23]	(E)SCREW (D)SCHRAUBE						(F)VIS (S)TORNILLO						
	11081781	4		A	A	A	A	2			M6x12			
	[24]	(E)SHOE A-BRAKE,FRONT (D)SCHUH,BREMS-, VORNE						(F)SABOT-FREIN,AVANT (S)ZAPATA-FRENO,DELANTERO						
	96179122	4		A	A	A	A	2	950829		W/LINING			
Y	96226105	4		A	A	A	A	2	950830		W/LINING			
	[25]	(E)SHOE A-BRAKE,REAR (D)SCHUH,BREMS-,HINTEN						(F)SABOT-FREIN,ARRIERE (S)ZAPATA-FRENO,TRASERO						
	96179120	4		A	A	A	A	L 1	950829		W/LINING			
Y	96226101	4		A	A	A	A	L 1	950830		W/LINING			
	96179121	4		A	A	A	A	R 1	950829		W/LINING			
Y	96226103	4		A	A	A	A	R 1	950830		W/LINING			
BDY(BODY)		T/A(TRANSAXLE)						LEVEL(TRIM LEVEL)						
4 : 4 DOOR		M : MANUAL T/A A : AUTOMATIC T/A						I : GL II : GLX III : CD18 IV : CD20						



KEY NO.		PART NAME										
I T C	PART NO.	M O D E L				O P T I O N	L / R	Q T Y	EFFECTIVE DATE		R E M A R K S	P / C O D E
		B D Y	T / A	L E V E L					F R O M	T O		
				I	II							
	[01]	(E)LEVER A-PARKING BRAKE (D)HEBEL,HANDBREMSE						(F)LEVIER-FREIN DE SECOURS (S)PALANCA				
	96138492	4		S	S	S	S	1	951007			
Y	96226969	4		S	S	S	S	1	951008			
	[02]	(E)SCREW (D)SCHRAUBE						(F)VIS (S)TORNILLO				
	11081661	4		S	S	S	S	2		M8x14		
	[03]	(E)SLEEVE-PARKING BRAKE (D)HÜLSE						(F)CHEMISE (S)MANGA				
	96166624	4		S	S	S	S	1				
	[04]	(E)SWITCH-PARK BRAKE (D)SCHALTER						(F)COMMUTATEUR (S)INTERRUPTOR				
	90087504	4		S	S	S	S	1				
	[05]	(E)SCREW (D)SCHRAUBE						(F)VIS (S)TORNILLO				
	11050752	4		S	S	S	S	1		M5x10Z4		
	[06]	(E)SLEEVE (D)HÜLSE						(F)CHEMISE (S)MANGA				
	96166625	4		S	S	S	S	1				
	[07]	(E)SPRING-COMPRESSION (D)FEDERUNG,VERDICHTUNG						(F)RESSORT-COMPRESSION (S)RESORTE-COMPRESION				
	02865789	4		S	S	S	S	1				
	[08]	(E)ROD-OPERATING STOP (D)STAB,LAUF STOPP						(F)TRINGLE-ARRET OPERATOIRE (S)VARILLA-TOPE DE OPERACION				
	96138494	4		S	S	S	S	1				
	[10]	(E)ROD-PARKING BRAKE PULL (D)STAB,HANDBREMSE ANZUGS						(F)TRINGLE (S)VARILLA-JALE				
	90335781	4		S	S	S	S	1				
	[11]	(E)BOLT-PARKING BRAKE LEVER (D)SCHRAUBE,HANDBREMSHEBEL						(F)BOULON (S)PERNO				
	90032127	4		S	S	S	S	2				
	[12]	(E)BELLOWS-PULL ROD (D)GEBLÄSE,VOLL-STANGE						(F)SOUFFLET-TRINGLE COMPLETE (S)FUELLE-VARA COMPLETA				
	90222389	4		S	S	S	S	1				
BDY(BODY)		T/A(TRANSAXLE)						LEVEL(TRIM LEVEL)				
4 : 4 DOOR		M : MANUAL T/A A : AUTOMATIC T/A						I : GL II : GLX III : CD18 IV : CD20				

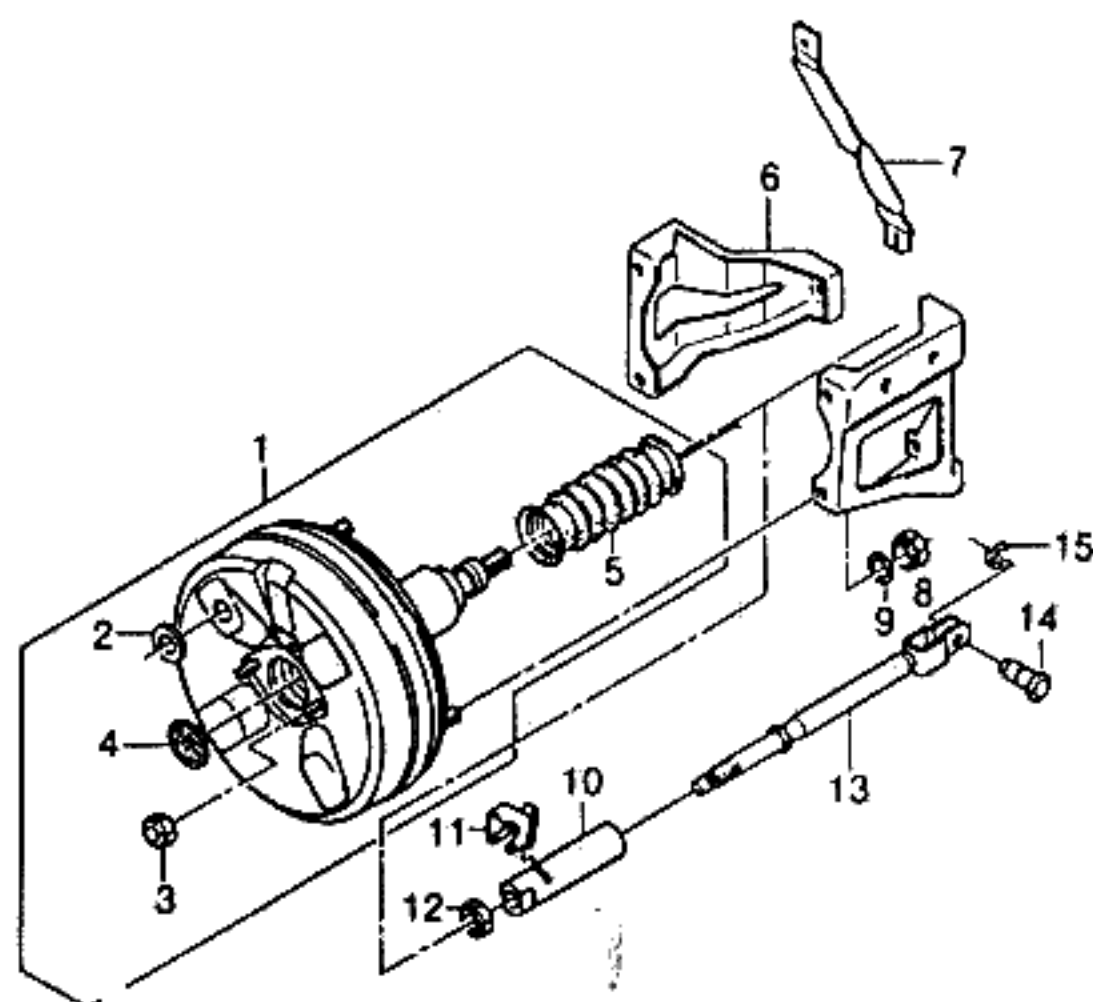


KEY NO.		PART NAME												
I T C	PART NO.	MODEL						OPTION	L / R	Q / T Y	EFFECTIVE DATE		REMARKS	P / C O D E
		B D Y	T / A	LEVEL							FROM	TO		
				I	II	III	IV							
	[13] 11066382	(E)NUT (D)MUTTER 4		S	S	S	S		(F)ECROU (S)TUERCA 1			M8		
	[14] 96101579-C	(E)CABLE-PARKING BRAKE (D)KABEL,HANDBREMSE 4		S	S	S	S		(F)FREIN DE SECOURS (S)CABLE 1					
	[15] 90111423	(E)CLAMP-PRESSURE HOSE (D)KLAMMER,DRUCK-SCHLAUCH 4		S	S	S	S		(F)PINCE (S)ABRAZADERA 2					
	[16] 11061021	(E)WASHER-LOCKING (D)DICHTUNGSRING,KONTER 4		S	S	S	S		(F)RONDELLE-VERROUILLAGE (S)ARANDELA-DE CIERRE 2			M8		
BDY(BODY)		T/A(TRANSAXLE)							LEVEL(TRIM LEVEL)					
4 : 4 DOOR		M : MANUAL T/A A : AUTOMATIC T/A							I : GL II : GLX III : CD18 IV : CD20					



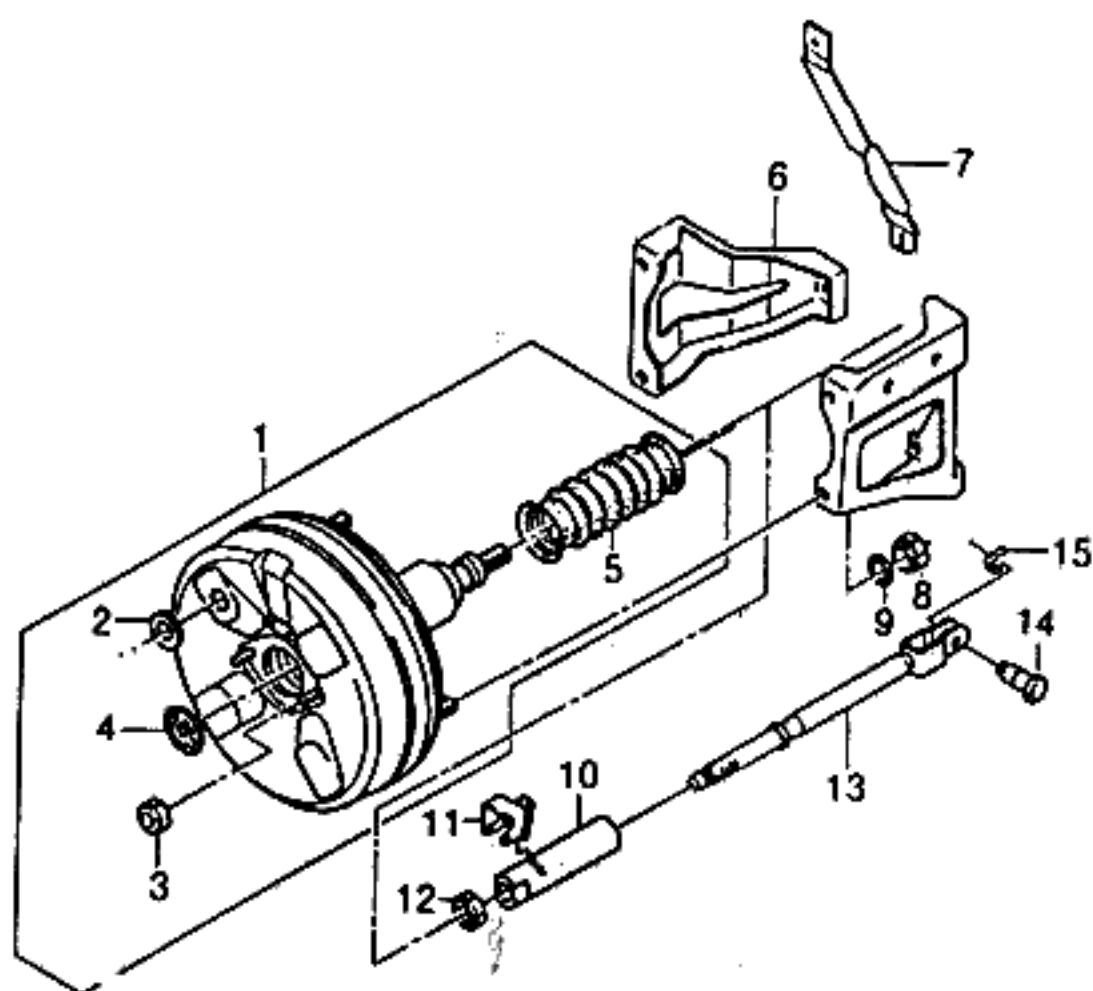
KEY NO.		PART NAME												
I T C	PART NO.	M O D E L				O P T I O N	L / R	Q T Y	E F F E C T I V E D A T E		R E M A R K S	P / C O D E		
		B D Y	T / A	L E V E L					F R O M	T O				
				I	II								III	IV
	[01]	(E)MASTER UNIT A-BRAKE (D)BREMS-HAUPT EINHEIT						(F)UNITE FREIN-MAITRE (S)FRENO-UNIDAD MAESTRA						
	96133466	4	M	S	S	- -	&BS9-JL9		1		9" SINGLE	EA		
	96133466	4		-	-	S S	JL9		1		9" SINGLE	EA		
	96133466	4	M	A	A	- -	&EEC/XRA-JL9		1		9" SINGLE	EA		
	96163481	4	A	A	A	- A	-EEC/JL9/XRA		1		8"+8" TANDEM	KL		
	96160198	4	M	A	A	- -	&EEC/XRA&JL9		1		9" SINGLE	EB		
	96160198	4		-	-	O O	&JL9		1		9" SINGLE	EB		
	96163482	4	A	A	A	- A	&JL9-EEC/XRA		1		8"+8" TANDEM	KM		

BDY(BODY)	T/A(TRANSAXLE)	LEVEL(TRIM LEVEL)
4 : 4 DOOR	M : MANUAL T/A A : AUTOMATIC T/A	I : GL II : GLX III : CD18 IV : CD20



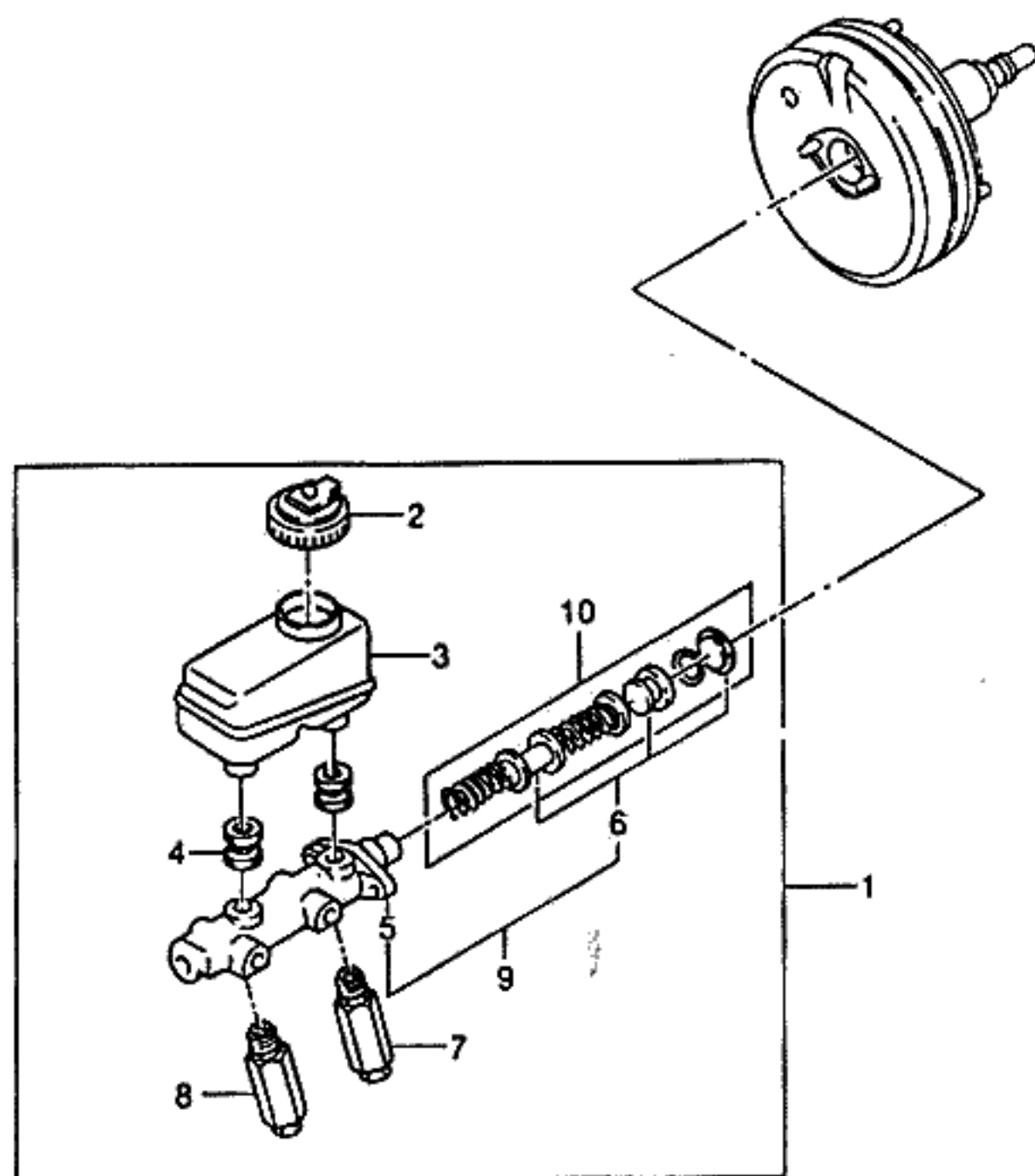
KEY NO.		PART NAME												
I T C	PART NO.	M O D E L				O P T I O N	L / R	Q T Y	E F F E C T I V E D A T E		R E M A R K S	P / C O D E		
		B D Y	T / A	L E V E L					F R O M	T O				
				I	II								III	IV
	[01]	(E)BOOSTER A-BRAKE (D)BREMSVERSTÄRKER						(F)SURPRESSEUR-FREIN (S)SERVO-FRENO						
	426002	4		S	S	S	S	&BS9	1	950101				
Y	426058	4		S	S	S	S	&BS9	1	950102				
	42700010590	4		A	A	A	A	&BT8	1					
	[02]	(E)GROMMET (D)ÖSE						(F)VIROLE (S)AISLANTE						
	05461808	4		S	S	S	S	&BS9	1					
	4271560330	4		A	A	A	A	&BT8	1					
	[03]	(E)NUT (D)MUTTER						(F)ECROU (S)TUERCA						
	02909253	4		S	S	S	S	&BS9	2		MB			
	32511410440	4		A	A	A	A	&BT8	2					
	[04]	(E)SEAL-FRONT HOUSING (D)DICHTUNG,VORDER-GEHÄUSE						(F)JOINT-LOGEMENT AVANT (S)SELLO-CARTER DEL FRENTE						
	03488577	4		S	S	S	S		1					
	[05]	(E)BOOT-BRAKE BOOSTER (D)KOFFERRAUM						(F)GAINE (S)BOTA						
	3492912A	4		S	S	S	S	&BS9	1					
	49917210400	4		A	A	A	A	&BT8	1					
	[06]	(E)BRACE-MASTER BRAKE UNIT (D)SCHIENE,HAUPTBREMSE						(F)SUPPORT (S)REFUERZO						
	90184911	4		S	S	S	S	&BS9	L 1					
	90184912	4		S	S	S	S	&BS9	R 1					
	96162055	4		A	A	A	A	&BT8	1					
	[07]	(E)STRUT-TENSION (D)STÜTZE,SPANNUNG						(F)TENDEUR-TENSION (S)BRIDA-TENSION						
	90278913	4		S	S	S	S	&BS9	1					
	96162054	4		A	A	A	A	&BT8	1					
	[08]	(E)NUT (D)MUTTER						(F)ECROU (S)TUERCA						
	11068353	4		S	S	S	S		4		MB			

BDY(BODY)	T/A(TRANSAXLE)	LEVEL(TRIM LEVEL)
4 : 4 DOOR	M : MANUAL T/A A : AUTOMATIC T/A	I : GL II : GLX III : CD18 IV : CD20

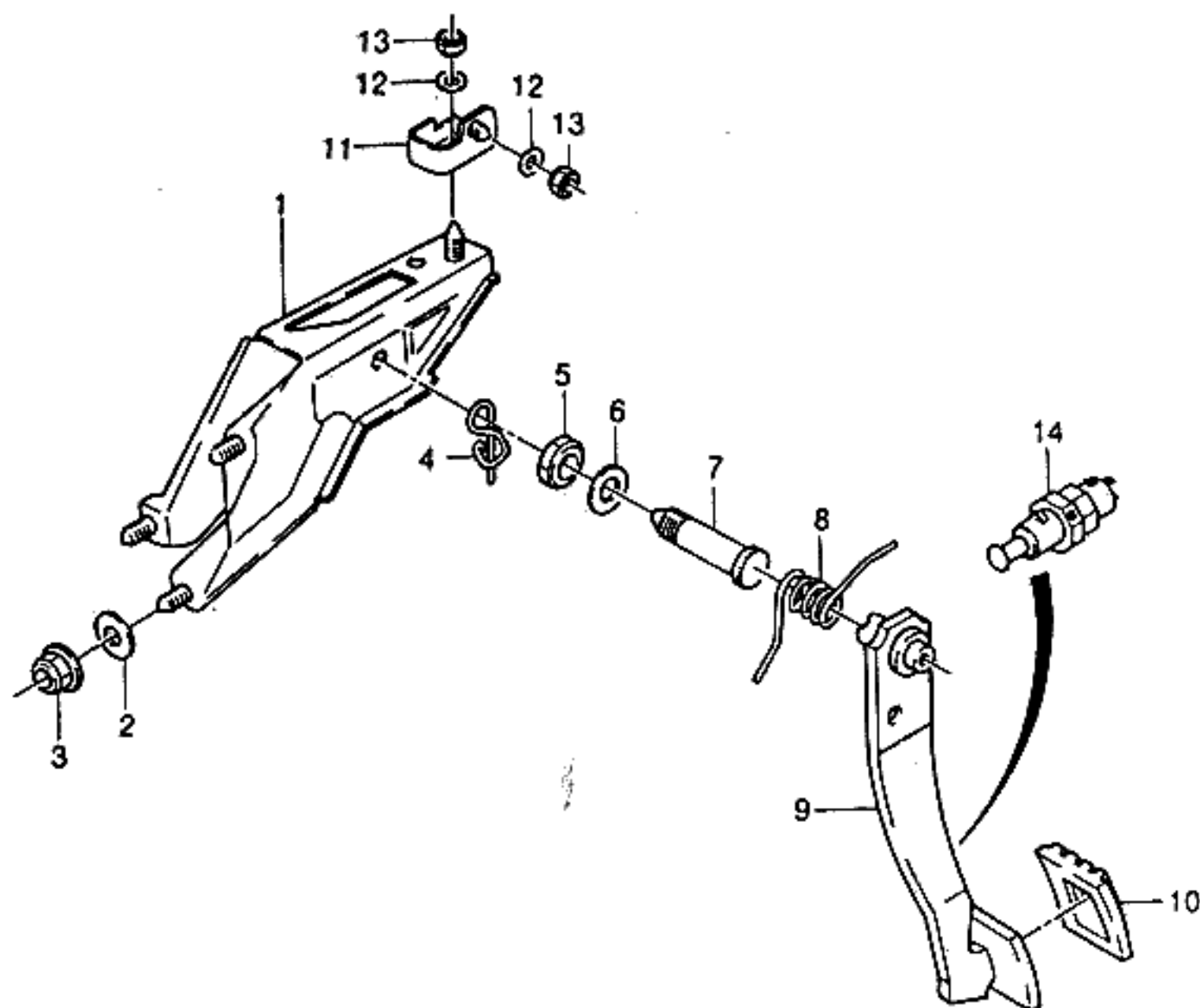


KEY NO.		PART NAME										
I T C	PART NO.	MODEL				OPTION	L / R	Q T Y	EFFECTIVE DATE		REMARKS	P / C O D E
		B D Y	T / A	LEVEL					FROM	TO		
				I	II							
	[09]	(E)WASHER (D)DICHTUNGSRING						(F)RONDELLE (S)ARANDELA				
	11014022	4	S	S	S	S		A		8.4		
	[10]	(E)ADJUSTER (D)EINSTELLVORRICHTUNG						(F)AJUSTEUR (S)AJUSTADOR				
	90184914	4	S	S	S	S	&BS9	1				
	96163483	4	A	A	A	A	&BT8	1				
	[11]	(E)SPRING-RETAINING (D)FEDERUNG,HALTER						(F)RESSORT-D'ARRET (S)RESORTE-RETENIENDO				
	90184913	4	S	S	S	S		1				
	[12]	(E)NUT (D)MUTTER						(F)ECROU (S)TUERCA				
	11040941	4	S	S	S	S	&BS9	1		M10		
	94798188	4	A	A	A	A	&BT8	1		M10		
	[13]	(E)ROD-PISTON (D)KOLBENSTANGE						(F)TRINGLE-PISTON (S)VARILLA-PISTON				
	90289187	4	S	S	S	S		1				
	[14]	(E)BOLT-PISTON ROD (D)SCHRAUBE,KOLBENSTANGE						(F)BOULON-BIELLE DE PISTON (S)PERNO-BIELA				
	08984788	4	S	S	S	S		1				
	[15]	(E)WASHER-LOCKING (D)DICHTUNGSRING,KONTER						(F)RONDELLE-VERROUILLAGE (S)ARANDELA-DE CIERRE				
	11061021	4	S	S	S	S		1				

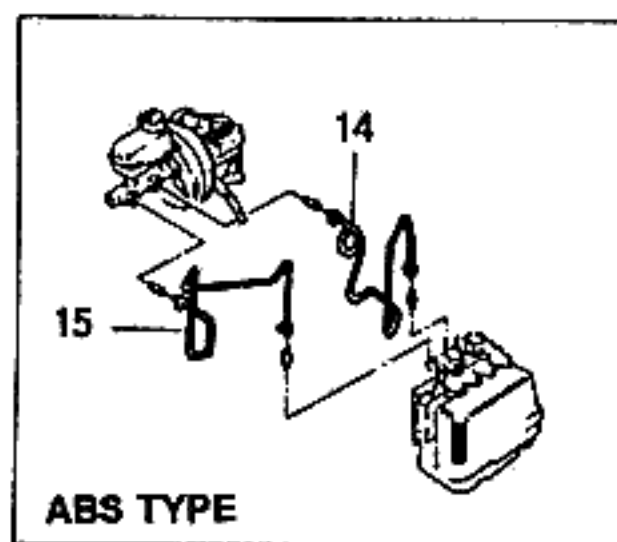
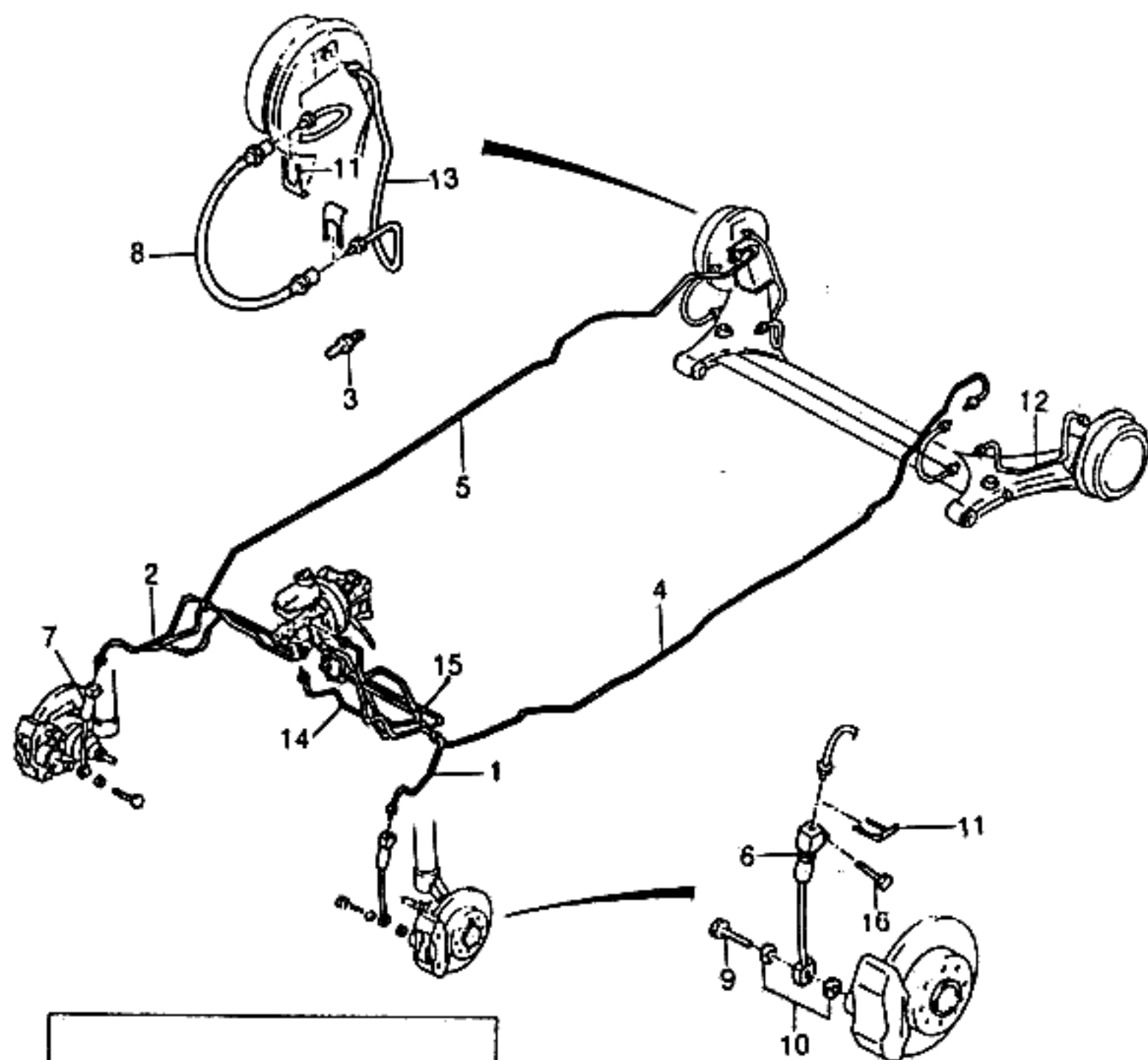
BDY(BODY)	T/A(TRANSAXLE)	LEVEL(TRIM LEVEL)
4 : 4 DOOR	M : MANUAL T/A A : AUTOMATIC T/A	I : GL II : GLX III : CD18 IV : CD20










KEY NO.		PART NAME												P / CODE		
I T C	PART NO.	M O D E L								O P T I O N	L / R	Q T Y	EFFECTIVE DATE		R E M A R K S	
		B D Y	T / A	L E V E L												
				I	II	III	IV									
													FROM	TO		
	[01]	(E)CYLINDER A-MASTER (D)ZYLINDER,HAUPT										(F)CYLINDRE-MAITRE (S)CILINDRO-MAESTRO				
	03492529	4 S S S S &BS9-JL9										1				
	426036	4 - O O O &BS9&JL9										1				
	32200051350	4 A A A A &BT8-JL9										1			EXCEPT #7-8	
	32200051360	4 A A A A &BT8&JL9										1			EXCEPT #7-8	
	[02]	(E)CAP-RESERVOIR (D)DECKEL,BEHÄLTER										(F)CHAPEAU-RESERVOIR (S)TAPA-RESERVA				
	03492525	4 S S S S &BS9										1				
	[03]	(E)BODY-RESERVOIR (D)KAROSSERIE,BEHÄLTER										(F)CORPS-RESERVOIR (S)CARROCERIA-EMBALSE				
	03492528	4 S S S S &BS9										1				
	[04]	(E)SEAL-RESERVOIR (D)DICHTUNG,BEHÄLTER										(F)JOINT-RESERVOIR (S)SELLO-RESERVA				
	03492377	4 S S S S &BS9										1				
	[05]	(E)BODY-MASTER CYLINDER (D)KAROSSERIE,HAUPTZYLINDER										(F)CORPS-CYLINDRE PRINCIPAL (S)CARROCERIA-CILINDRO				
	N/S(9)	4 S S S S &BS9										1			NO SERVICE	
	[06]	(E)PISTON & SEAL KIT (D)KOLBEN&VERDICHTUNGS-SAT										(F)PISTON&TROUSSE DE JOINT (S)JUEGO DE PISTON Y SELLO				
	03492355	4 S S S S &BS9										1				
	3229051350	4 A A A A &BT8										1				
	[07]	(E)PROPORTIONER-BRAKE (D)PROPORTIONIERUNG,BREMSE										(F)DOSEUR-FREIN (S)PROPORCIONADOR-FRENO				
	03488967	4 S S S S -JL9										1			M10	
	[08]	(E)PROPORTIONER-BRAKE (D)PROPORTIONIERUNG,BREMSE										(F)DOSEUR-FREIN (S)PROPORCIONADOR-FRENO				
	03492007	4 S S S S -JL9										1			M12	
	[09]	(E)CYLINDER SUB A-MASTER (D)UNTER-ZYLINDER,HAUPT										(F)CYLINDRE SUB-MAITRE (S)CILINDRO SUB-MAESTRO				
	03492362	4 S S S S &BS9										1				
	[10]	(E)SEAL KIT-MASTER CYLINDER (D)DICHTUNGS-SATZ										(F)TROUSSE DE JOINTS (S)JUEGO DE SELLOS				
	N/S(6)	4 S S S S &BS9										1			NO SERVICE	
BDY(BODY)		T/A(TRANSAXLE)										LEVEL(TRIM LEVEL)				
4 : 4 DOOR		M : MANUAL T/A A : AUTOMATIC T/A										I : GL II : GLX III : CD18 IV : CD20				



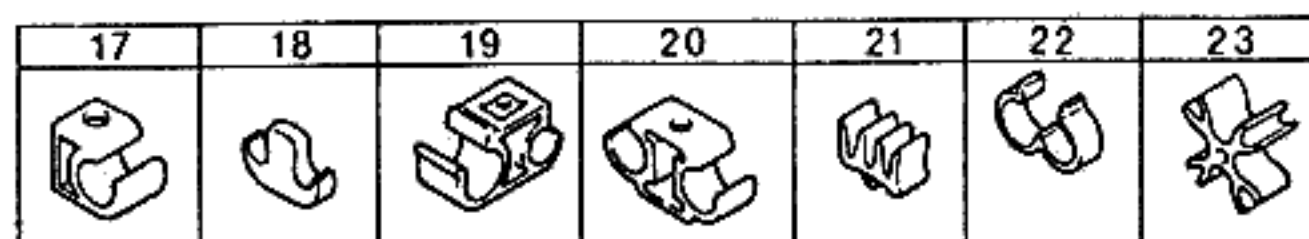
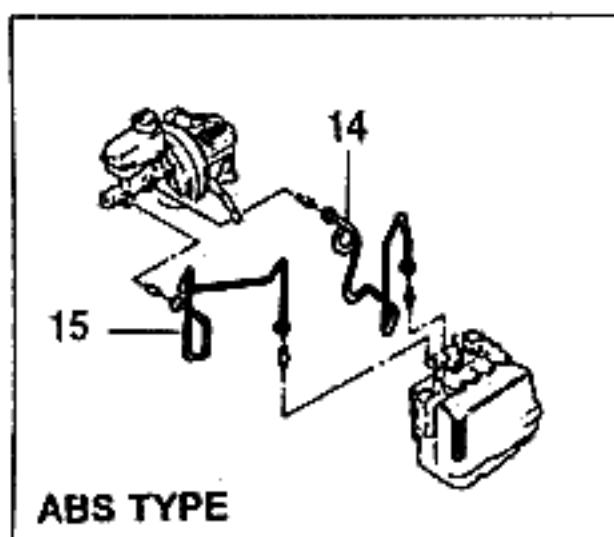
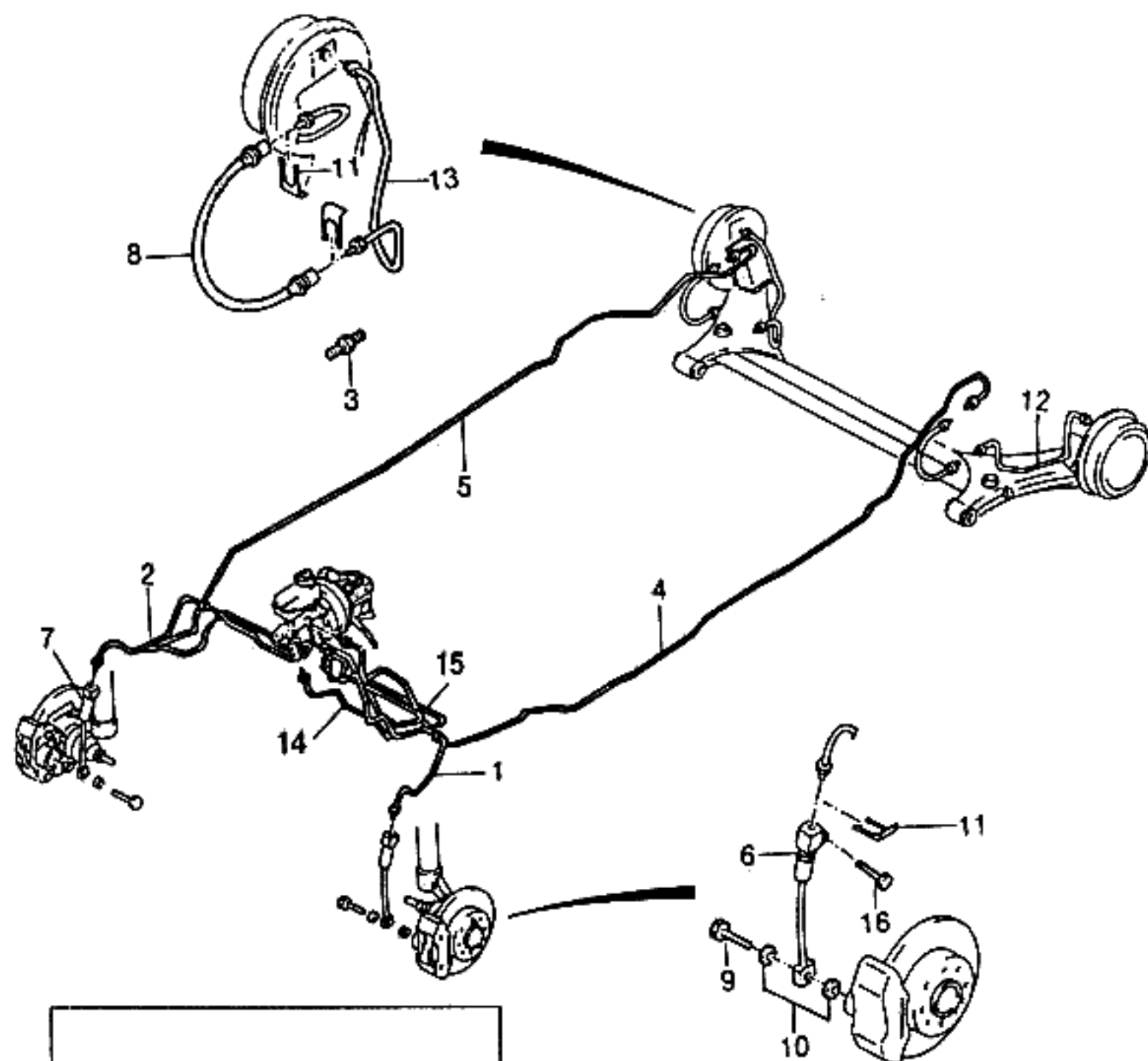
KEY NO.		PART NAME										
I T C	PART NO.	M O D E L				O P T I O N	L / R	Q T Y	EFFECTIVE DATE		R E M A R K S	P / C O D E
		B D Y	T / A	L E V E L					F R O M	T O		
				I	II							
	[01]	(E)BRACE-BRAKE PEDAL MOUNT (D)SCHIENE,BREMSPEDAL					(F)SUPPORT-MONTAGE PEDALE (S)REFUERZO					
	96176638	4		S	S	S	S		1			
	[02]	(E)DISK-INSULATION (D)SCHEIBE,ISOLIERUNG					(F)DISQUE-ISOLATION (S)DISCO-AISLAMIENTO					
	96156393	4		S	S	S	S		3			
	[03]	(E)NUT (D)MUTTER					(F)ECROU (S)TUERCA					
	90196895	4	M		S	S	S	S	3			
	90191908	4	A		O	O	O	O	10			
	[04]	(E)SPRING-RETAINING (D)FEDERUNG,HALTER					(F)RESSORT-D'ARRET (S)RESORTE-RETENIENDO					
	90105504	4		S	S	S	S		1			
	[05]	(E)NUT (D)MUTTER					(F)ECROU (S)TUERCA					
	11040941	4		S	S	S	S		1		M10	
	[06]	(E)WASHER (D)DICHTUNGSRING					(F)RONDELLE (S)ARANDELA					
	11010023	4		S	S	S	S		1		10.5	
	[07]	(E)SHAFT-PEDAL MOUNTING (D)SPINDEL,PEDAL MONTAGE					(F)ARBRE-MONTAGE PEDALE (S)EJE-MONTAJE DE PEDAL					
	90092169	4		S	S	S	S		1			
	[08]	(E)SPRING-PEDAL MOUNT LEG (D)FEDERUNG,PEDAL MONTAGE					(F)RESSORT (S)RESORTE					
	90184894	4		S	S	S	S		1			
	[09]	(E)PEDAL A-BRAKE (D)PEDAL,BREMSE					(F)PEDALE-FREIN (S)PEDAL-FRENO					
	90289190	4	M		S	S	S	S	-EEC/XRA			
	96193094	4	M		A	A	A	A	&EEC/XRA	1		
	90289191	4	A		O	O	O	O	-EEC/XRA			
	96193095	4	A		A	A	A	A	&EEC/XRA	1		
	[10]	(E)PAD-BRAKE PEDAL (D)UNTERLAGE,BERMSPEDAL					(F)PATIN-PEDALE DE FREIN (S)COJIN-PEDAL DE FRENO					
	90105172	4	M		S	S	S	S		1		
BDY(BODY)		T/A(TRANSAXLE)							LEVEL(TRIM LEVEL)			
4 : 4 DOOR		M : MANUAL T/A A : AUTOMATIC T/A							I : GL II : GLX III : CD18 IV : CD20			



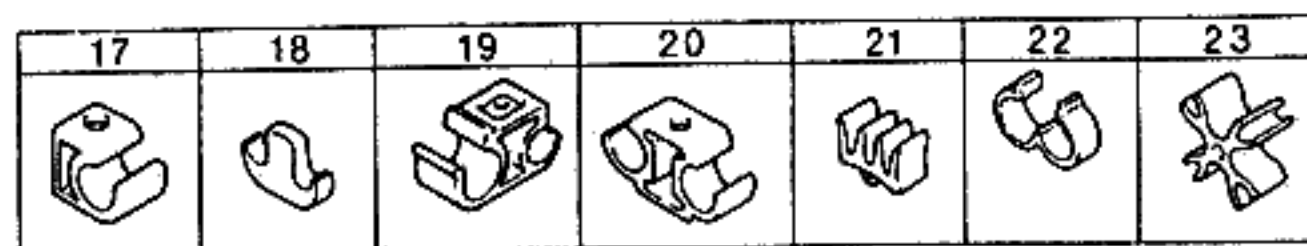
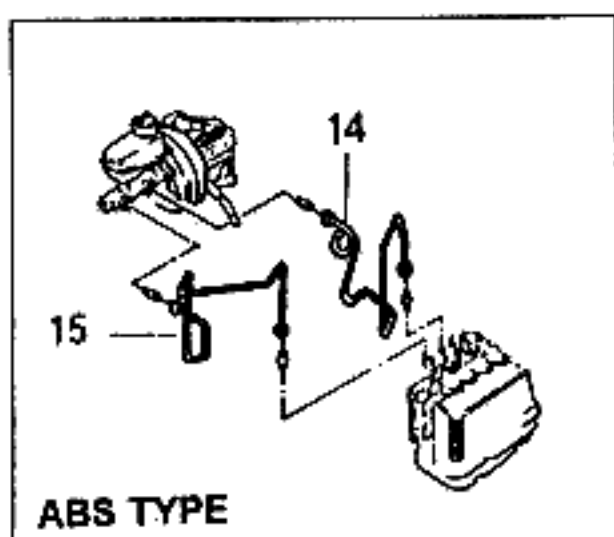
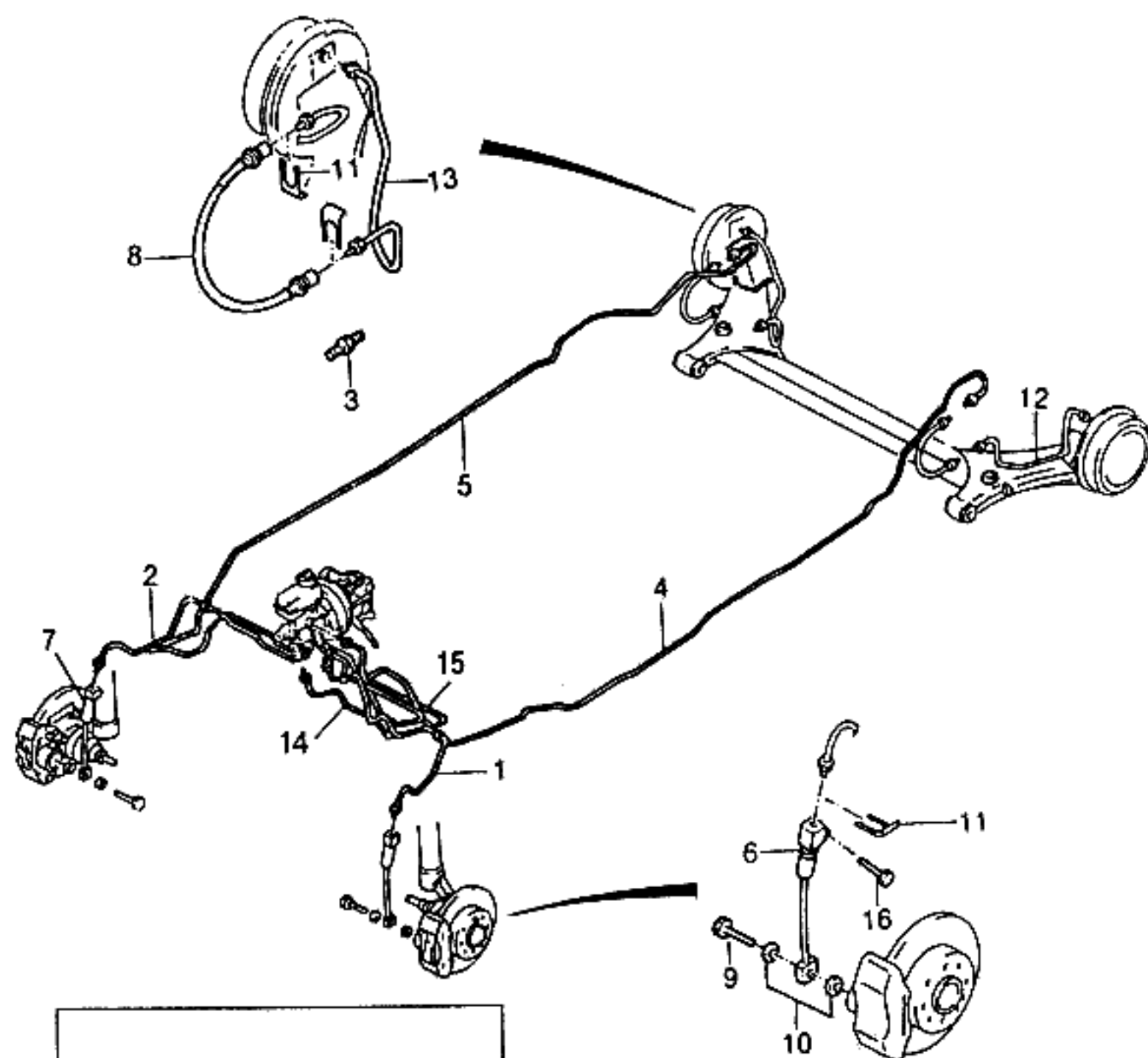
17	18	19	20	21	22	23
						

KEY NO.		PART NAME												
I T C	PART NO.	MODEL				OPTION	L / R	Q T Y	EFFECTIVE DATE		REMARKS	P / C O D E		
		B D Y	T / A	LEVEL					FROM	TO				
				I	II								III	IV
	[01]	(E)PIPE-BRAKE,FRONT (D)ROHR,BREMSE,VORDERE						(F)TUYAU-FREIN,AVANT (S)TUBERIA-FRENO,DELANTERO						
	96186370	4	M	S	S	- -	JL9	L	1	941230				
O	96108970	4	M	S	S	- -	JL9	L	1	941231				
	96186370	4		-	-	S	S &BS9-JL9	L	1	941230				
O	96108970	4		-	-	S	S &BS9-JL9	L	1	941231				
	96186370	4		A	A	- -	&EEC/XRA-JL9	L	1	941230				
O	96108970	4		A	A	- -	&EEC/XRA-JL9	L	1	941231				
	96186358	4	A	-	-	-	A -EEC/JL9/XRA	L	1		8"+8" TANDEM			
	96186358	4	A	O	O	- -	-EEC/JL9/XRA	L	1					
	96160185-A	4		-	O	O	O &JL9	L	1		1ST			
	96164971	4		-	O	O	O &JL9	L	1	950308	2ND			
Y	96216374	4		-	O	O	O &JL9	L	1	950309	2ND			
	[02]	(E)PIPE-BRAKE,FRONT (D)ROHR,BREMSE,VORDERE						(F)TUYAU-FREIN,AVANT (S)TUBERIA-FRENO,DELANTERO						
	96186372	4	M	S	S	- -	JL9	R	1	941230				
O	96108971	4	M	S	S	- -	JL9	R	1	941231				
	96186372	4		-	-	S	S &BS9-JL9	R	1	941230				
O	96108971	4		-	-	S	S &BS9-JL9	R	1	941231				
	96186372	4		A	A	- -	&EEC/XRA-JL9	R	1	941230				
O	96108971	4		A	A	- -	&EEC/XRA-JL9	R	1	941231				
	96186366	4	A	-	-	-	A -EEC/JL9/XRA	R			8"+8" TANDEM			
	96186366	4	A	O	O	- -	-EEC/JL9/XRA	R						
	96160187-A	4		-	O	O	O &JL9	R	1		1ST			
	96164973	4		-	O	O	O &JL9	R	1	950308	2ND			
Y	96216375	4		-	O	O	O &JL9	R	1	950309	2ND			
	[03]	(E)UNION-ANTI FLARE (D)UNION,ANTI-FLAKERN						(F)RACCORDEMENT (S)UNION-ANTI ACAMPANARSE						
	9092271050	4		-	O	O	O &JL9		2					
	[04]	(E)PIPE-BRAKE,REAR (D)ROHR,BREMSE,HINTERE						(F)TUYAU-FREIN,ARRIERE (S)TUBERIA-FRENO,TRASERO						
	96186374	4	M	S	S	- -	JL9	L	1	941230		JF		

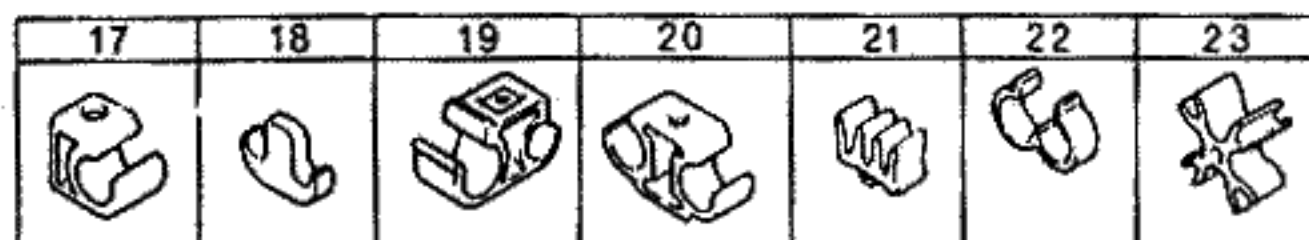
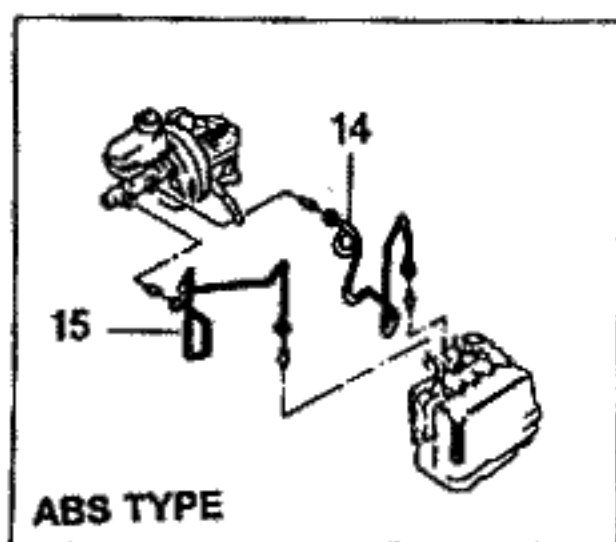
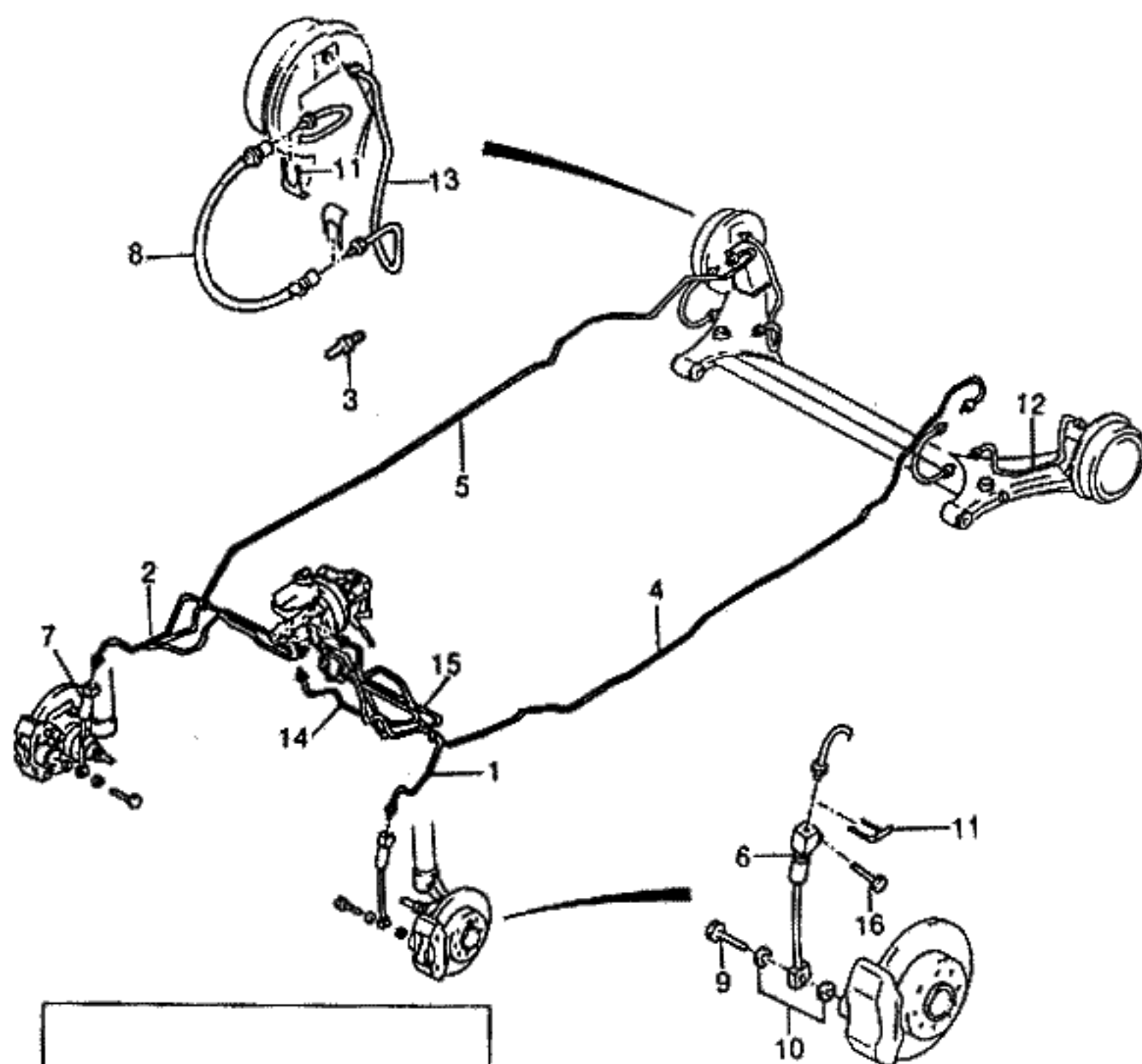
BDY(BODY)	T/A(TRANSAXLE)	LEVEL(TRIM LEVEL)
4 : 4 DOOR	M : MANUAL T/A A : AUTOMATIC T/A	I : GL II : GLX III : CD18 IV : CD20



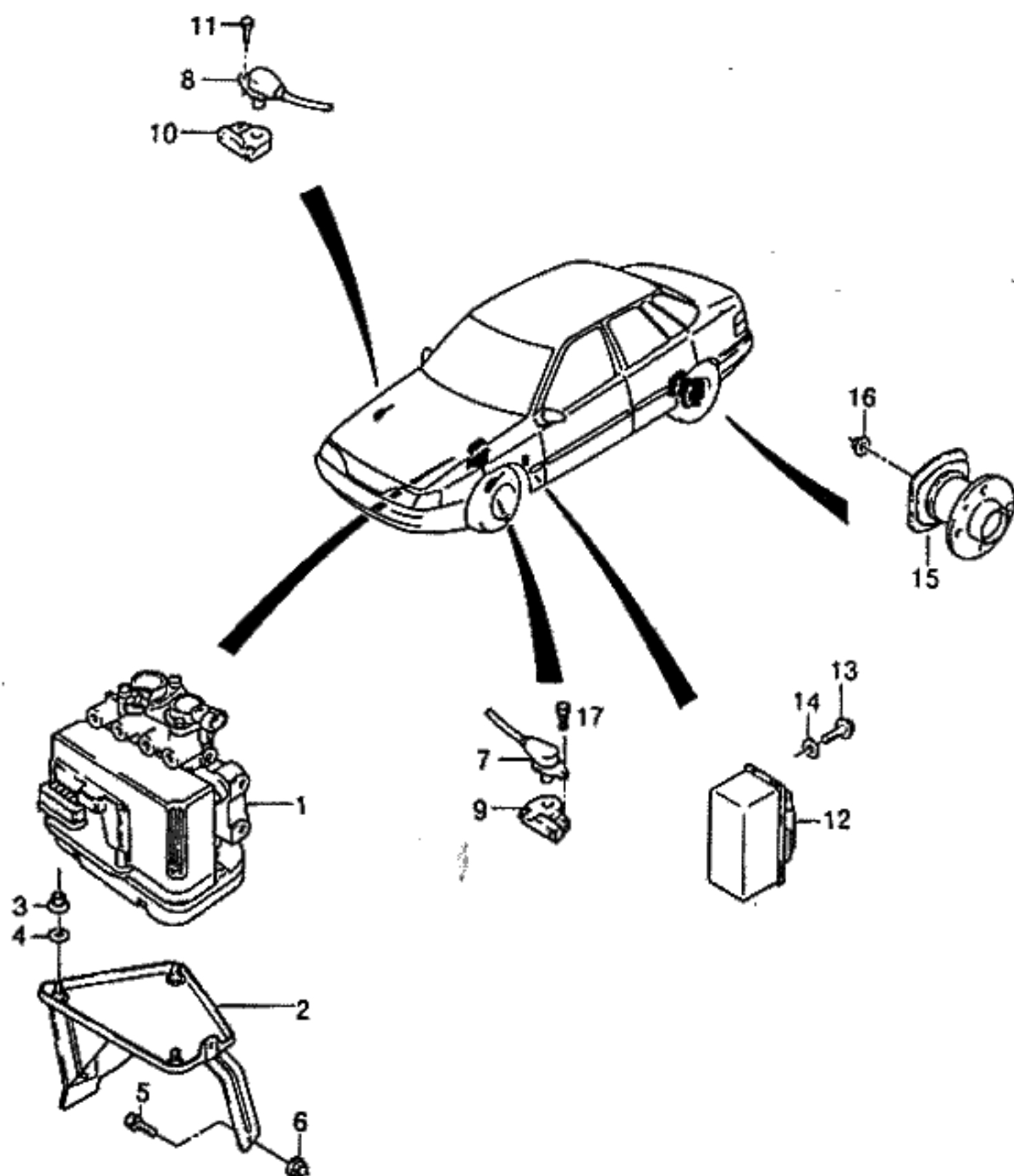
KEY NO.		PART NAME												
I T C	PART NO.	M O D E L						O P T I O N	L / R	Q T Y	E F F E C T I V E D A T E		R E M A R K S	P / C O D E
		B D Y	T / A	L E V E L							F R O M	T O		
				I	II	III	IV							
	O 96107727	4	M	S	S	-	-	~JL9	L	1	941231			
	96186374	4		-	-	S	S	&BS9~JL9	L	1	941230			JF
	O 96107727	4		-	-	S	S	&BS9~JL9	L	1	941231			
	96186374	4		A	A	-	-	&EEC/XRA~JL9	L	1	941230			JF
	O 96107727	4		A	A	-	-	&EEC/XRA~JL9	L	1	941231			
	96186362	4	A	-	-	-	A	-EEC/JL9/XRA	L	1		8"+8" TANDEM		JH
	96186362		A	O	O	-	-	-EEC/JL9/XRA	L					JH
	96162201-A	4		-	O	O	O	&JL9	L	1		1ST		
	96160189	4		-	O	O	O	&JL9	L	1		2ND		JO
	[05]	(E)PIPE-BRAKE,REAR (D)ROHR,BREMSE,HINTERE							(F)TUYAU-FREIN,ARRIERE (S)TUBERIA-FRENO,TRASERO					
	96186376	4	M	S	S	-	-	~JL9	R	1	941230			
	O 96107729	4	M	S	S	-	-	~JL9	R	1	941231			
	96186376	4		-	-	S	S	&BS9~JL9	R	1	941230			
	O 96107729	4		-	-	S	S	&BS9~JL9	R	1	941231			
	96186376	4		A	A	-	-	&EEC/XRA~JL9	R	1	941230			
	O 96107729	4		A	A	-	-	&EEC/XRA~JL9	R	1	941231			
	96186368	4	A	O	O	-	-	-EEC/JL9/XRA	R	1				
	96186368	4	A	-	-	-	A	-EEC/JL9/XRA	R	1		8"+8" TANDEM		
	96162203-A	4		-	O	O	O	&JL9	R	1		1ST		
	96160191	4		-	O	O	O	&JL9	R	1		2ND		
	[06]	(E)HOSE-BRAKE,FRONT (D)SCHLAUCH,BREMSE,VORNE							(F)TUYAU-FREIN,AVANT (S)MANGUERA-FRENO,FRENTE					
	96179487	4		S	S	S	S		L	1	941112			
	N 96212323	4		S	S	S	S		L	1	941113			
	[07]	(E)HOSE-BRAKE,FRONT (D)SCHLAUCH,BREMSE,VORNE							(F)TUYAU-FREIN,AVANT (S)MANGUERA-FRENO,FRENTE					
	96179488	4		S	S	S	S		R	1	941112			
	N 96212323	4		S	S	S	S		R	1	941113			
	[08]	(E)HOSE-BRAKE,REAR (D)SCHLAUCH,BREMSE,HINTEN							(F)TUYAU-FREIN,ARRIERE (S)MANGUERA-FRENO,TRASERO					
	96179489	4		S	S	S	S			2				
BDY(BODY)		T/A(TRANSAXLE)							LEVEL(TRIM LEVEL)					
4 : 4 DOOR		M : MANUAL T/A A : AUTOMATIC T/A							I : GL II : GLX III : CD18 IV : CD20					



KEY NO.			PART NAME											
I T C	PART NO.	M O D E L				O P T I O N	L / R	Q T Y	E F F E C T I V E D A T E		R E M A R K S	P / C O D E		
		B D Y	T / A	L E V E L					F R O M	T O				
				I	II								III	IV
	[09]	(E)SCREW-BRAKE HOSE (D)SCHRAUBE, BREMSE						(F)VIS-TUYAU DE FREIN (S)TORNILLO						
	90193259	4		S	S	S	S	2						
	[10]	(E)RING-BRAKE HOSE SEAL (D)RING						(F)ANNEAU (S)ANILLO						
	90193258	4		S	S	S	S	4			10x15			
	[11]	(E)LOCK-BRAKE HOSE (D)SCHLOß, BREMSE SCHLAUCH						(F)VERROU-TUYAU DE FREIN (S)CERRADURA						
	06638709	4		S	S	S	S	2						
	06638709	4		S	S	S	S	4						
	[12]	(E)PIPE-BRAKE, REAR (D)ROHR, BREMSE, HINTERE						(F)TUYAU-FREIN, ARRIERE (S)TUBERIA-FRENO, TRASERO						
	96163612	4		S	S	S	S	JL9 L 1						
	96161296	4		-	O	O	O	&JL9 L 1						
	[13]	(E)PIPE-BRAKE, REAR (D)ROHR, BREMSE, HINTERE						(F)TUYAU-FREIN, ARRIERE (S)TUBERIA-FRENO, TRASERO						
	96163614	4		S	S	S	S	JL9 R 1						
	96161298	4		-	O	O	O	&JL9 R 1						
	[14]	(E)PIPE-BRAKE HYDRAULIC UNIT (D)ROHR, BREMS HYDRAULIK						(F)TUYAU (S)TUBERIA-FRENO						
	96162956	4	A	O	O	-	-	&JL9-EEC/XRA 1			PRIMARY			
	96162956	4	A	-	-	-	A	&JL9-EEC/XRA 1			PRIM-TANDEM			
	96160193	4	M	-	O	-	-	&JL9 1			PRIMARY			
	96160193	4		-	-	O	O	&BS9&JL9 1			PRIMARY			
	96160193	4	A	A	-	-	-	&EEC/XRA&JL9 1			PRIMARY			
	[15]	(E)PIPE-BRAKE HYDRAULIC UNIT (D)ROHR, BREMS HYDRAULIK						(F)TUYAU (S)TUBERIA-FRENO						
	96162958	4	A	O	O	-	-	&JL9-EEC/XRA 1			SECONDARY			
	96162958	4	A	-	-	-	A	&JL9-EEC/XRA 1			SECOND-TANDEM			
	96160195	4	M	-	O	-	-	&JL9 1			SECONDARY			
	96160195	4		-	-	O	O	&BS9&JL9 1			SECONDARY			
	96160195	4	A	A	-	-	-	&EEC/XRA&JL9 1			SECONDARY			
BDY(BODY)			T/A(TRANSAXLE)						LEVEL(TRIM LEVEL)					
4 : 4 DOOR			M : MANUAL T/A A : AUTOMATIC T/A						I : GL II : GLX III : CD18 IV : CD20					

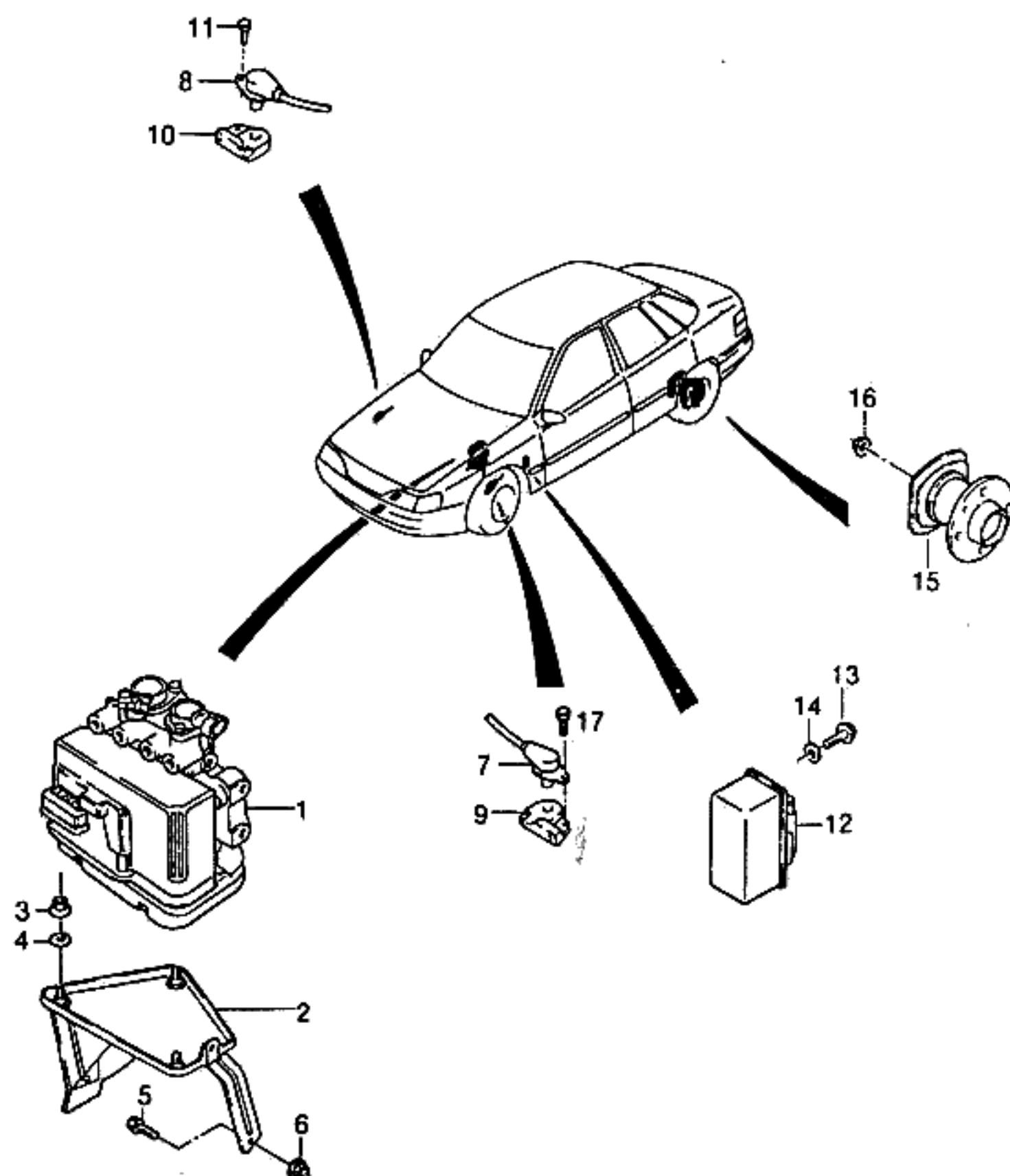


KEY NO.			PART NAME											
I T C	PART NO.	M O D E L				OPTION	L / R	Q T Y	EFFECTIVE DATE		REMARKS	P / C O D E		
		B D Y	T / A	LEVEL					FROM	TO				
				I	II								III	IV
	[16]	(E)SCREW (D)SCHRAUBE						(F)VIS (S)TORNILLO						
	11041186	4	S S S S					2			M8x1.25			
	[17]	(E)CLIP-BRAKE PIPE (D)KLEMME,BREMS ROHR						(F)ATTACHE-TUYAU DE FREIN (S)GRAPA						
	90184061	4	S S S S					7						
	[18]	(E)CLIP-BRAKE PIPE (D)KLEMME,BREMS ROHR						(F)ATTACHE-TUYAU DE FREIN (S)GRAPA						
	90199517	4	S S S S					4						
	[19]	(E)CLIP-BRAKE PIPE (D)KLEMME,BREMS ROHR						(F)ATTACHE-TUYAU DE FREIN (S)GRAPA						
	90305180	4	S S S S					8						
	[20]	(E)CLIP (D)KLEMME						(F)ATTACHE (S)GRAPA						
	90217705	4	S S S S					6						
	[21]	(E)CLIP-DASH PNL BRAKE PIPE (D)KLEMME,BREMS ROHR						(F)ATTACHE-TUYAU DE FREIN (S)GRAPA						
	90168790	4	S S S S					2						
	[22]	(E)CLIP-BRAKE PIPE (D)KLEMME,BREMS ROHR						(F)ATTACHE-TUYAU DE FREIN (S)GRAPA						
	90095094	4	S S S S					1						
	[23]	(E)CLIP-BRAKE PIPE (D)KLEMME,BREMS ROHR						(F)ATTACHE-TUYAU DE FREIN (S)GRAPA						
	90125791	4	S S S S					1						
BDY(BODY)		T/A(TRANSAXLE)						LEVEL(TRIM LEVEL)						
4 : 4 DOOR		M : MANUAL T/A A : AUTOMATIC T/A						I : GL II : GLX III : CD18 IV : CD20						

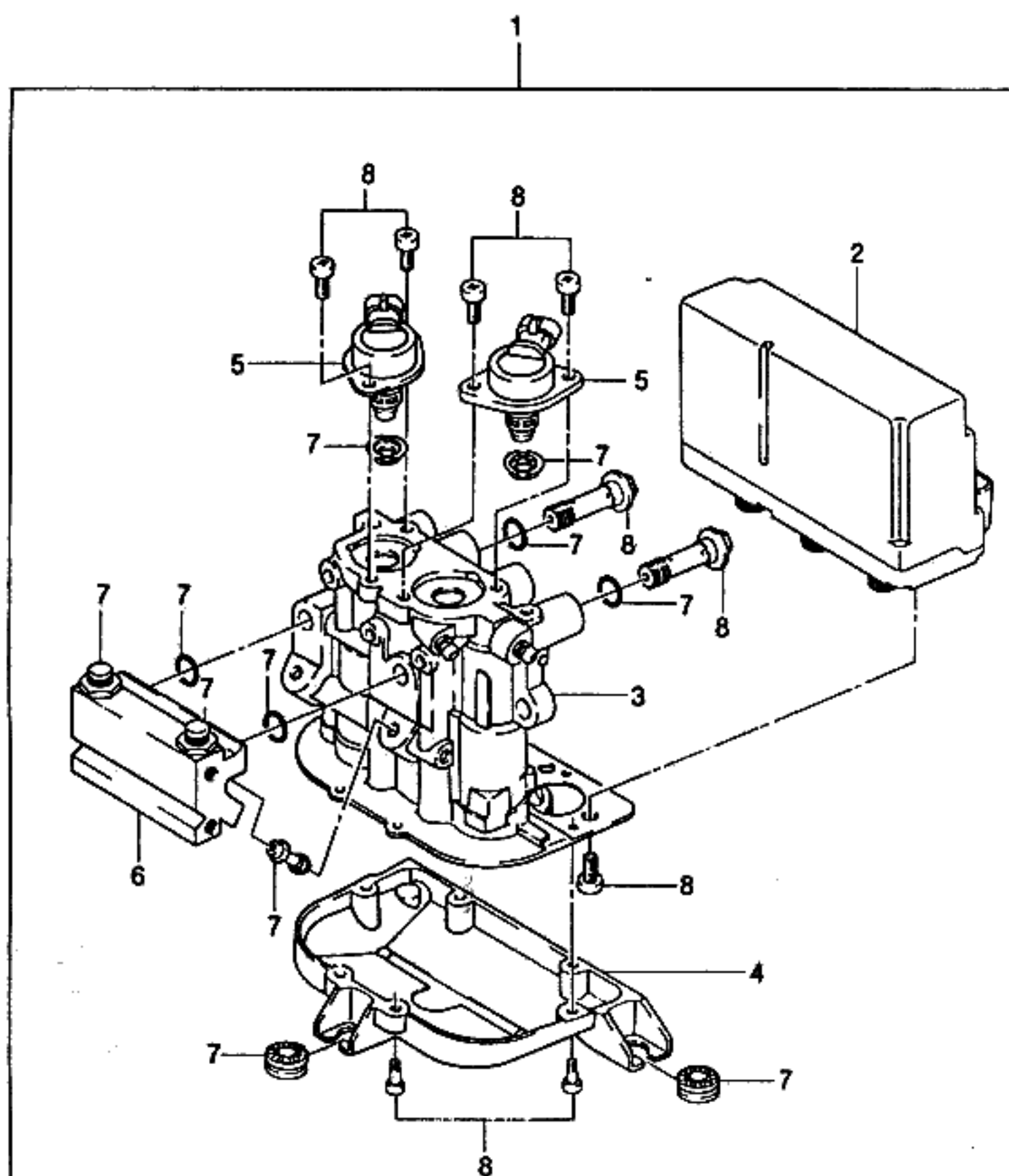


KEY NO.		PART NAME												
I T C	PART NO.	M O D E L				OPTION	L / R	Q T Y	EFFECTIVE DATE		REMARKS	P / C O D E		
		B D Y	T / A	L E V E L					F R O M	T O				
				I	II								III	IV
	[01]	(E)UNIT-HYDRAULIC CONTROL (D)HYDRAULIK EINHEIT,BREMSE						(F)UNITE HYDRAULIQUE-FREIN (S)UNIDAD HIDRAULICA-FRENO						
	18018426	4		-	O	O	O	&JL9		1				
	[02]	(E)BRACKET-CONTROL UNIT (D)TRÄGER,STEUERUNGSEINHEIT						(F)SUPPORT-UNITE DE CONTROLE (S)SOPORTE-UNIDA DE CONTROL						
	96145161	4		-	O	O	O	&JL9		1				
	[03]	(E)NUT (D)MUTTER						(F)ECROU (S)TUERCA						
	11086942	4		-	O	O	O	&JL9		3		M6		
	[04]	(E)WASHER (D)DICHTUNGSRING						(F)RONDELLE (S)ARANDELA						
	11035613	4		-	O	O	O	&JL9		3		6.4		
	[05]	(E)SCREW (D)SCHRAUBE						(F)VIS (S)TORNILLO						
	11048281	4		-	O	O	O	&JL9		4	950904	M8x1823		
Y	11048285	4		-	O	O	O	&JL9		4	950905	M8x1.25		
	[06]	(E)NUT-SPECIAL (D)MUTTER,SPEZIAL						(F)ECROU-SPECIAL (S)TUERCA-ESPECIAL						
	14013347	4		-	O	O	O	&JL9		1				
	[07]	(E)SENSOR-WHEEL SPEED (D)SENSOR,GESCHWINDIGKEIT						(F)DETECTEUR-VITESSE DE ROUE (S)SENSOR-VELOCIDAD DE RUEDA						
	10456154	4		-	O	O	O	&JL9		L 1				
	[08]	(E)SENSOR-WHEEL SPEED (D)SENSOR,GESCHWINDIGKEIT						(F)DETECTEUR-VITESSE DE ROUE (S)SENSOR-VELOCIDAD DE RUEDA						
	10456155	4		-	O	O	O	&JL9		R 1				
	[09]	(E)BRACKET-SPEED SENSOR (D)TRÄGER						(F)SUPPORT (S)SOPORTE-SENSOR						
	96146791	4		-	O	O	O	&JL9		L 1				
	[10]	(E)BRACKET-SPEED SENSOR (D)TRÄGER						(F)SUPPORT (S)SOPORTE-SENSOR						
	96146792	4		-	O	O	O	&JL9		R 1				
	[11]	(E)SCREW (D)SCHRAUBE						(F)VIS (S)TORNILLO						
	96160408	4		-	O	O	O	&JL9		2		M6x18		

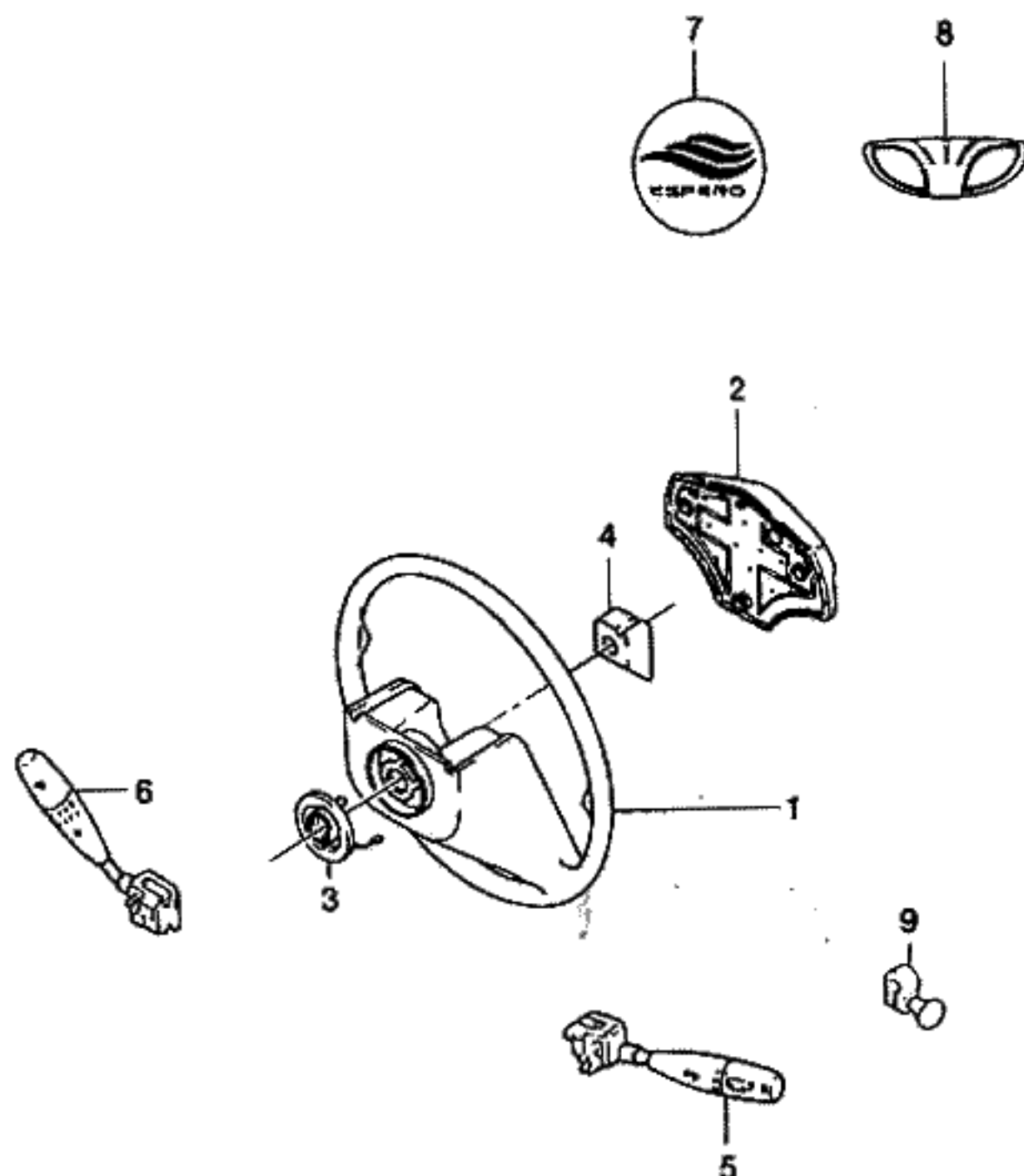
BDY(BODY)	T/A(TRANSAXLE)	LEVEL(TRIM LEVEL)
4 : 4 DOOR	M : MANUAL T/A A : AUTOMATIC T/A	I : GL II : GLX III : CD18 IV : CD20



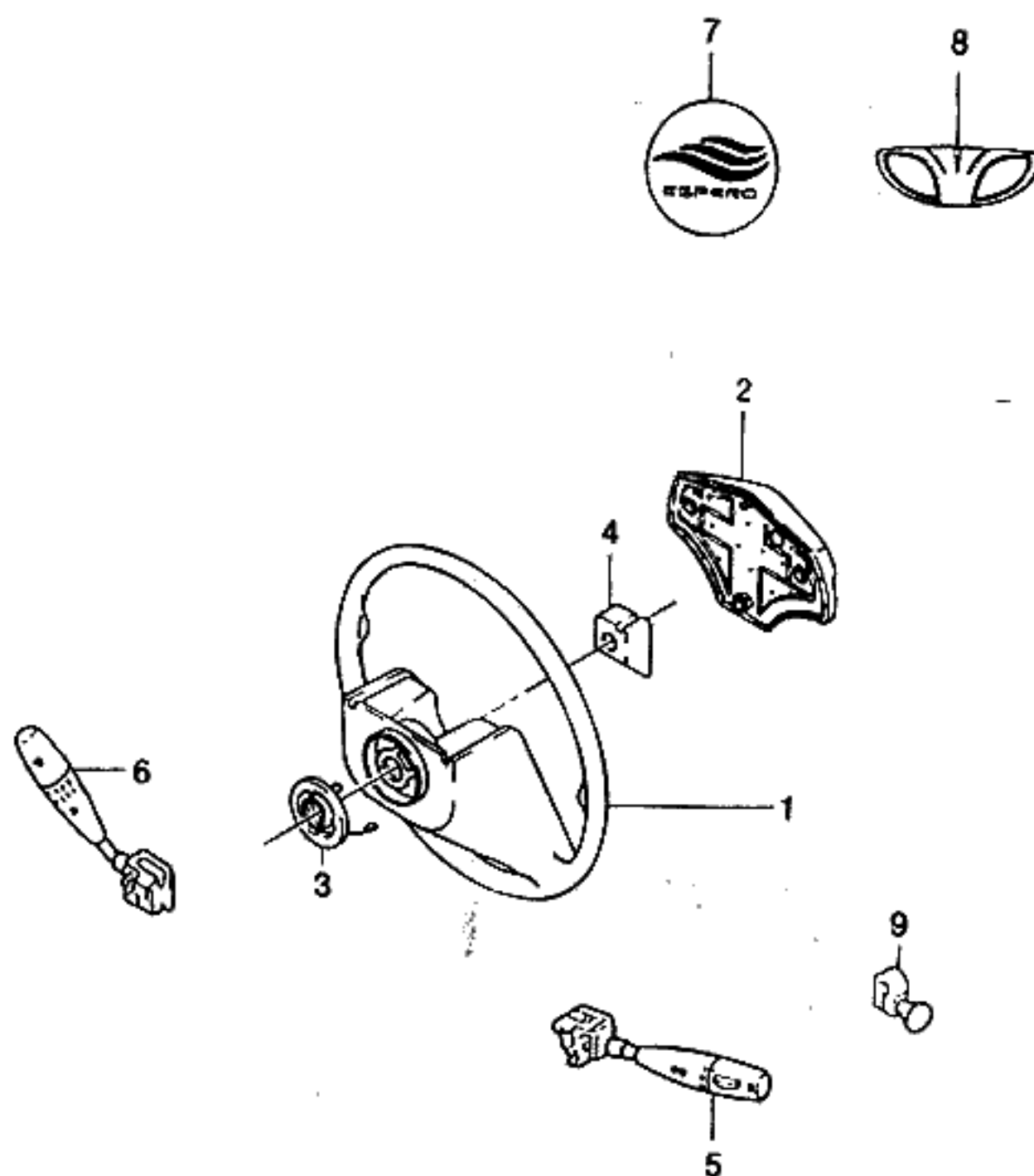
KEY NO.		PART NAME												
I T C	PART NO.	M O D E L				O P T I O N	L / R	Q T Y	EFFECTIVE DATE		R E M A R K S	P / C O D E		
		B D Y	T / A	L E V E L					F R O M	T O				
				I	II								III	IV
	[12] 16207489	(E)CONTROL UNIT-ABS (D)STEUERUNGS-EINHEIT,ABS 4	-	O	O	O	&JL9	(F)UNITE DE CONTROLE ABS (S)UNIDAD DE CONTROL-ABS 1						
	[13] 11078142	(E)SCREW (D)SCHRAUBE 4	-	O	O	O	&JL9	(F)VIS (S)TORNILLO 2			M6x16			
	[14] 90307082	(E)SPACER (D)DISTANZSTÜCK 4	-	O	O	O	&JL9	(F)ENTRETOISE (S)ESPACIADOR 3						
	[15] 07466975	(E)BEARING-WHEEL (D)KUGELLAGER,RAD 4	-	O	O	O	&JL9	(F)ROULEMENT-ROUE (S)COJINETE-RUEDA 2						
	[16] 11085942	(E)NUT (D)MUTTER 4	-	O	O	O	&JL9	(F)ECROU (S)TUERCA 2			M10x1.25			
	[17] 11078142	(E)SCREW (D)SCHRAUBE 4	-	O	O	O	&JL9	(F)VIS (S)TORNILLO 2			M6x16			
BDY(BODY)		T/A(TRANSAXLE)						LEVEL(TRIM LEVEL)						
4 : 4 DOOR		M : MANUAL T/A A : AUTOMATIC T/A						I : GL II : GLX III : CD18 IV : CD20						



KEY NO.			PART NAME											
I T C	PART NO.	M O D E L						OPTION	L / R	Q T Y	EFFECTIVE DATE		REMARKS	P / C O D E
		B D Y	T / A	LEVEL							FROM	TO		
				I	II	III	IV							
	[01]	(E)UNIT-HYDRAULIC CONTROL (D)HYDRAULIK EINHEIT,BREMSE									(F)UNITE HYDRAULIQUE-FREIN (S)UNIDAD HIDRAULICA-FRENO			
	18018426	4	-	O	O	O	&JL9				1	INCLUDE#2-8		
	[02]	(E)MOTOR PACK (D)PACKET,MOTOR									(F)PAQUET-MOTEUR (S)PAQUETE-MOTOR			
	22122172C	4	-	O	O	O	&JL9				1			
	[03]	(E)MODULATOR A-ABS (D)MODULATOR,ABS									(F)MODULATEUR-ABS (S)MODULADOR-ABS			
	18020881C	4	-	O	O	O	&JL9				1			
	[04]	(E)COVER-GEAR (D)DECKEL,GETRIEBE									(F)CARTER-ENGRENAGE (S)CUBIERTA-ENGRANAJE			
	18021777C	4	-	O	O	O	&JL9				1			
	[05]	(E)SOLENOID (D)SOLENOID									(F)SOLENOIDE (S)SELENOIDE			
	18021779C	4	-	O	O	O	&JL9				2			
	[06]	(E)BLOCK A-MODULATOR (D)BLOCK,REGELER									(F)BLOC-MODULATEUR (S)BLOQUE-MODULADOR			
	18021778C	4	-	O	O	O	&JL9				1			
	[07]	(E)SEAL KIT (D)DICHTUNGS-SATZ									(F)TROUSSE DE JOINTS (S)JUEGO DE SELLOS			
	18020884A	4	-	O	O	O	&JL9				1			
	[08]	(E)HARDWARE KIT (D)METALLWAREN-SATZ									(F)TROUSSE FERRURES (S)JUEGO DE FERRETERIA			
	18020899A	4	-	O	O	O	&JL9				1			
BDY(BODY)			T/A(TRANSAXLE)						LEVEL(TRIM LEVEL)					
4 : 4 DOOR			M : MANUAL T/A A : AUTOMATIC T/A						I : GL II : GLX III : CD18 IV : CD20					

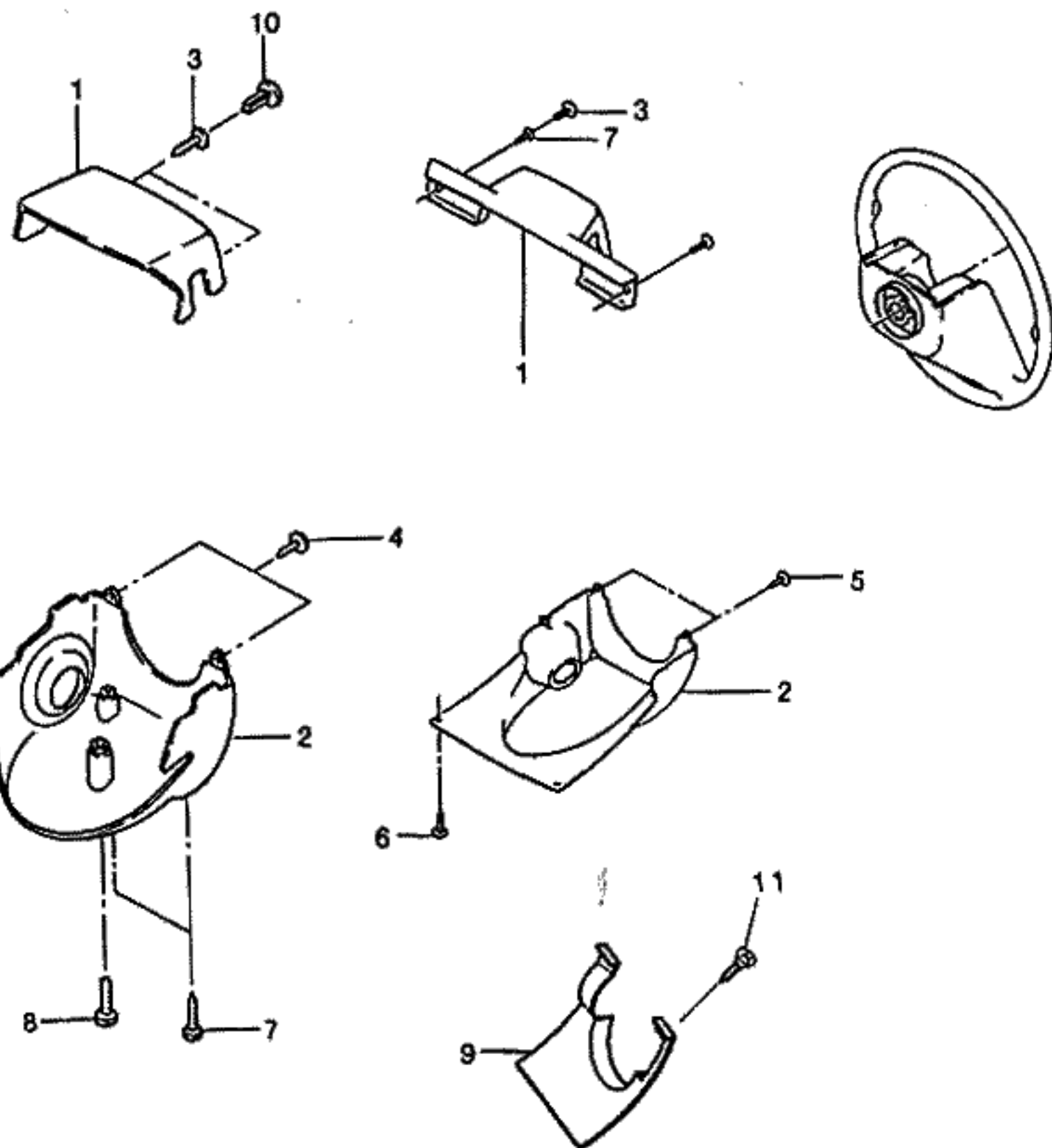


KEY NO.		PART NAME												P / CODE
I T C	PART NO.	MODEL				OPTION	L / R	Q T Y	EFFECTIVE DATE		REMARKS			
		B D Y	T / A	LEVEL					FROM	TO				
				I	II							III	IV	
	[01]	(E)WHEEL-STEERING (D)RAD,LENK						(F)VOLANT DE DIRECTION (S)RUEDA-VOLANTE						
	96148903	4		S	S	S	S	&N54	1			3-SPOKE		
	96205976	4		-	O	O	O	&AJ3&N46	1			4-SPOKE,AIR BAG		
	[02]	(E)CAP-HORN (D)DECKEL,HUPE						(F)CHAPEAU-AVERTISSEUR (S)TAPA-BOCINA						
	96148902	4		A	A	A	A	&N54	1			WAVE TYPE		
	96213001	4		S	S	S	S	&N54	1			ITAL TYPE		
	[03]	(E)CONTACT-SLIDING (D)KONTAKT,GLEIT						(F)CONTACT-GLISSANT (S)CONTACTO-DESLIZANTE						
	90112178	4		S	S	S	S		1					
	[04]	(E)DAMPER-STEERING WHEEL (D)DÄMPFER,LENKSÄULE						(F)AMORTISSEUR (S)AMORTIGUADOR						
	96129977-B	4	A	O	O	-	-		1					
	96157595	4	A	-	-	O	O		1					
	[05]	(E)SWITCH-SIGNAL (D)SCHALTER,SIGNAL						(F)COMMUTATEUR-SIGNAL (S)INTERRUPTOR-SEÑAL						
	96192084	4		S	S	S	S	-AJ3	1	950106				
N	96213999	4		S	S	S	S	-AJ3	1	950107				
	96215551	4		-	O	O	O	&AJ3-XWE	1					
	[06]	(E)SWITCH-WIPER (D)SCHALTER,SCHEIBENWISCHER						(F)COMMUTATEUR-ESSUIE-GLACE (S)INTERRUPTOR-LIMPIADOR						
	96192085	4		S	S	S	S	-AJ3	1	950106				
N	96214000	4		S	S	S	S	-AJ3	1	950107				
	96215553	4		-	O	O	O	&AJ3-XWE	1					
	[07]	(E)BADGE (D)ETIKETT,HUPEN-KAPPE						(F)EMBLEME (S)EMBLEMA-TAPA DE BOCINA						
	96129894	4		A	A	A	A		1			WAVE TYPE		
	[08]	(E)BADGE (D)ETIKETT,HUPEN-KAPPE						(F)EMBLEME (S)EMBLEMA-TAPA DE BOCINA						
	96209916	4		S	S	S	S		1			ITAL TYPE		
	[09]	(E)KNOB-STEERING WHEEL (D)KNOPF,LENKRAD						(F)BOUTON (S)PERILLA						
BDY(BODY)			T/A(TRANSAXLE)						LEVEL(TRIM LEVEL)					
4 : 4 DOOR			M : MANUAL T/A A : AUTOMATIC T/A						I : GL II : GLX III : CD18 IV : CD20					

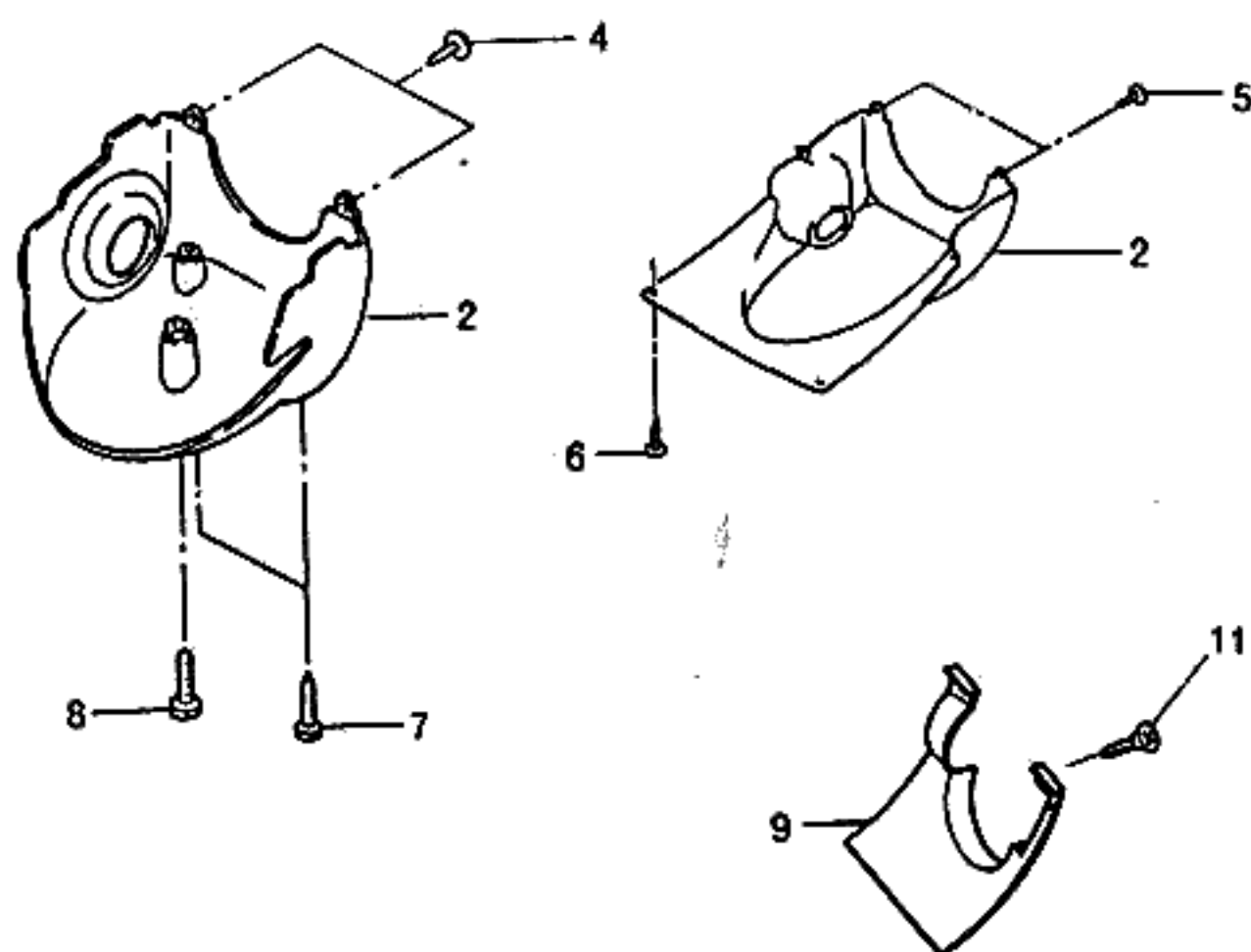
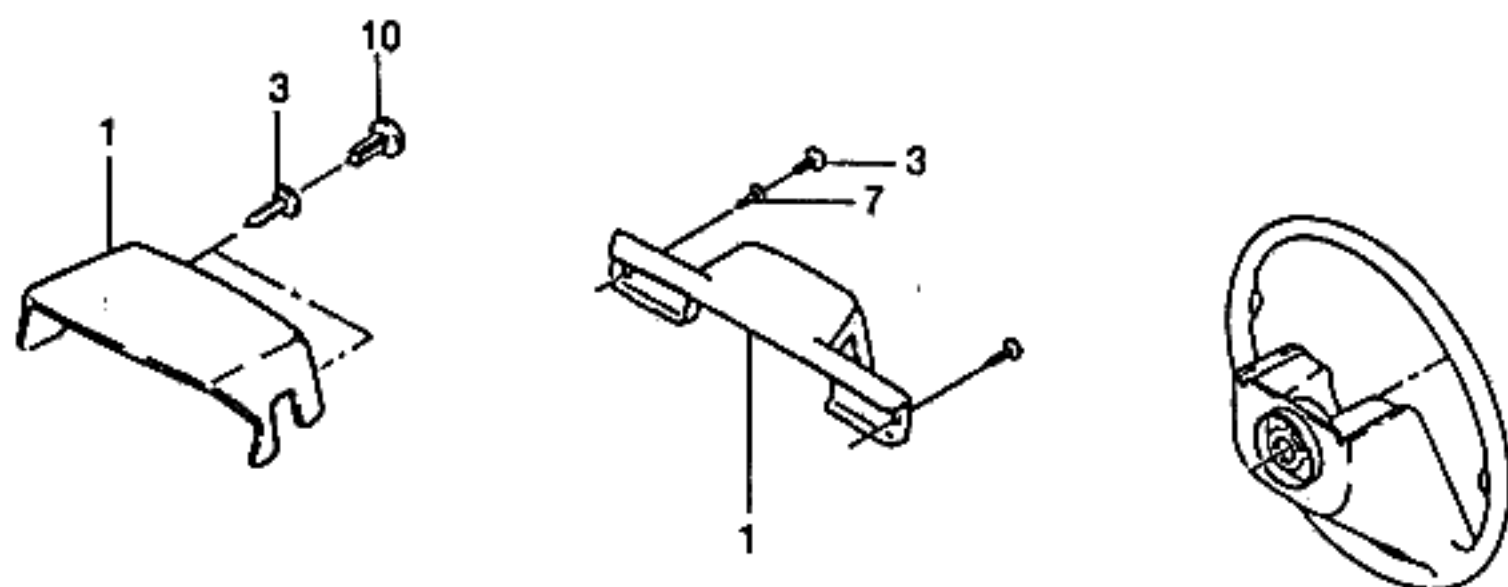


KEY NO.		PART NAME												
I T C	PART NO.	M O D E L				OPTION	L / R	Q T Y	EFFECTIVE DATE		REMARKS	P / C O D E		
		B D Y	T / A	LEVEL					FROM	TO				
				I	II								III	IV
	96160481	4		-	-	-					NOT APPLIED			

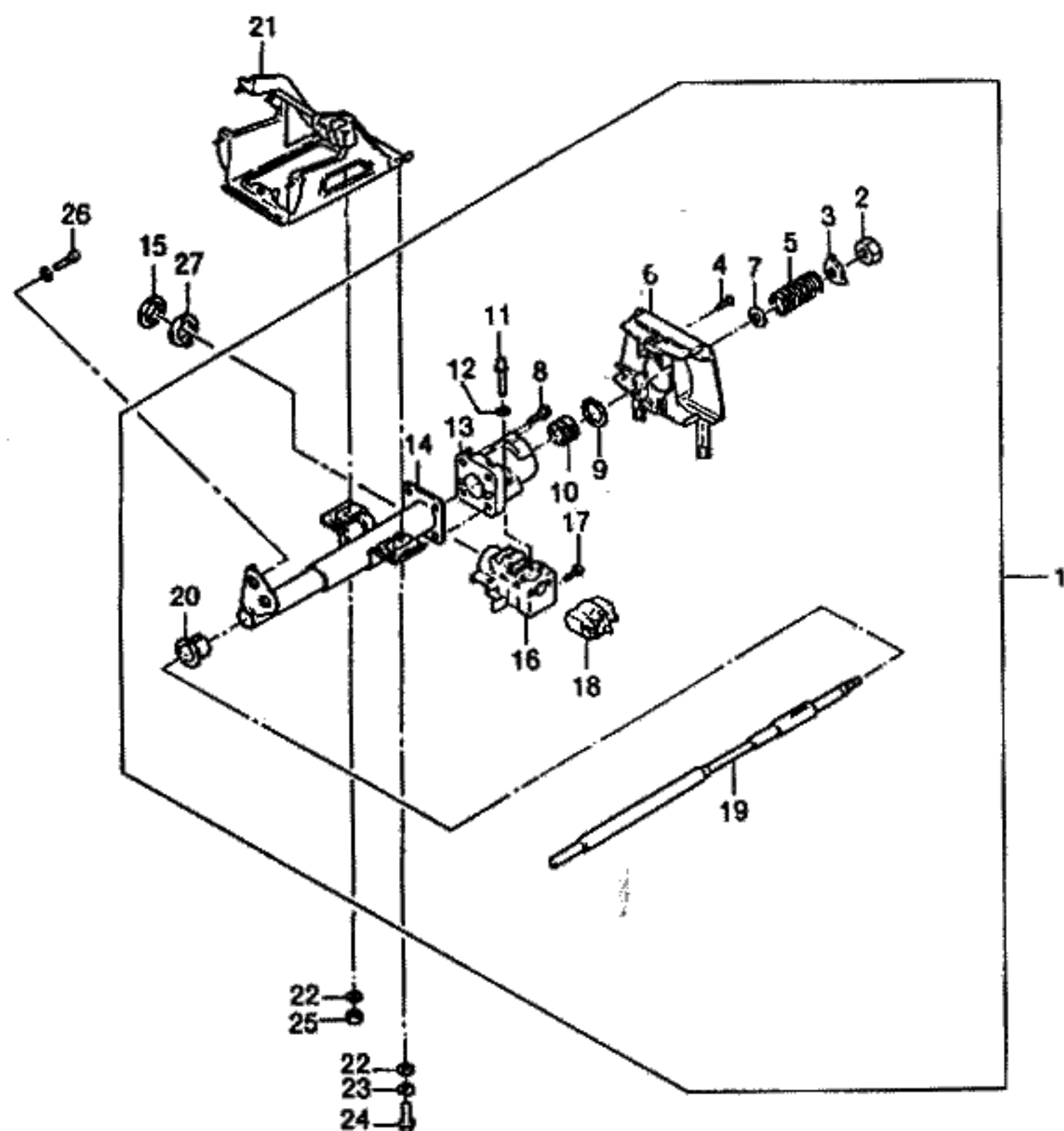
BDY(BODY)	T/A(TRANSAXLE)	LEVEL(TRIM LEVEL)
4 : 4 DOOR	M : MANUAL T/A A : AUTOMATIC T/A	I : GL II : GLX III : CD18 IV : CD20



KEY NO.		PART NAME											P / CODE	
I T C	PART NO.	M O D E L				O P T I O N	L / R	Q T Y	E F F E C T I V E D A T E		R E M A R K S			
		B D Y	T / A	L E V E L					F R O M	T O				
				I	II							III		IV
	[01]	(E)COVER-STRG COLUMN,UPR (D)DECKEL,LENKSÄULE,OBERE						(F)COUVERCLE (S)CUBIERTA						
	96133273-D	4		S S - -	&N35-AJ3/XWE		1							
	96129794-C	4		- O S S	&N33-AJ3/XWE		1							
	96207812	4		- O O O	&AJ3-XWE		1			AIR BAG				
	[02]	(E)COVER-STRG COLUMN,LWR (D)DECKEL,LENKSÄULE,UNTERE						(F)COUVERCLE (S)CUBIERTA						
	96133274-D	4		S S - -	&N35-AJ3/XWE		1							
	96109866-C	4		- O S S	&N33-AJ3/XWE		1							
	96207811	4		- O O O	&AJ3-XWE		1			AIR BAG				
	[03]	(E)SCREW (D)SCHRAUBE						(F)VIS (S)TORNILLO						
	96187264	4		S S - -			2			4.2x20				
	[04]	(E)CAP-COUNTERSUNK SCREW (D)SCHRAUBE						(F)VIS (S)TORNILLO						
	96133544	4		S S S S			2			4.2x13				
	[05]	(E)SCREW (D)SCHRAUBE						(F)VIS (S)TORNILLO						
	11051093	4		S S S S			2							
	[06]	(E)SCREW (D)SCHRAUBE						(F)VIS (S)TORNILLO						
	11040055	4		S S S S			4			4.2x16				
	[07]	(E)CAP-COUNTERSUNK SCREW (D)DECKEL,SENKSCHRAUBE						(F)CHAPEAU-VIS ENCASTRE (S)TAPA-TORNILLO			AVELLANADO			
	96136548	4		- O O O	&AJ3		2							
	[08]	(E)SCREW (D)SCHRAUBE						(F)VIS (S)TORNILLO						
	11040055	4		- O O O	&AJ3		1			4.2x16				
	[09]	(E)MOLDING-COVER STRG,LOWER (D)PREBTEIL						(F)MOULURE (S)MOLDURA						
	96116106	4		- O S S	&N33-AJ3/XWE		1							
	96207810	4		- O S S	&AJ3-XWE		1							
	[10]	(E)CAP-COUNTERSUNK SCREW (D)DECKEL,SENKSCHRAUBE						(F)CHAPEAU-VIS ENCASTRE (S)TAPA-TORNILLO			AVELLANADO			
BDY(BODY)		T/A(TRANSAXLE)					LEVEL(TRIM LEVEL)							
4 : 4 DOOR		M : MANUAL T/A A : AUTOMATIC T/A					I : GL II : GLX III : CD18 IV : CD20							

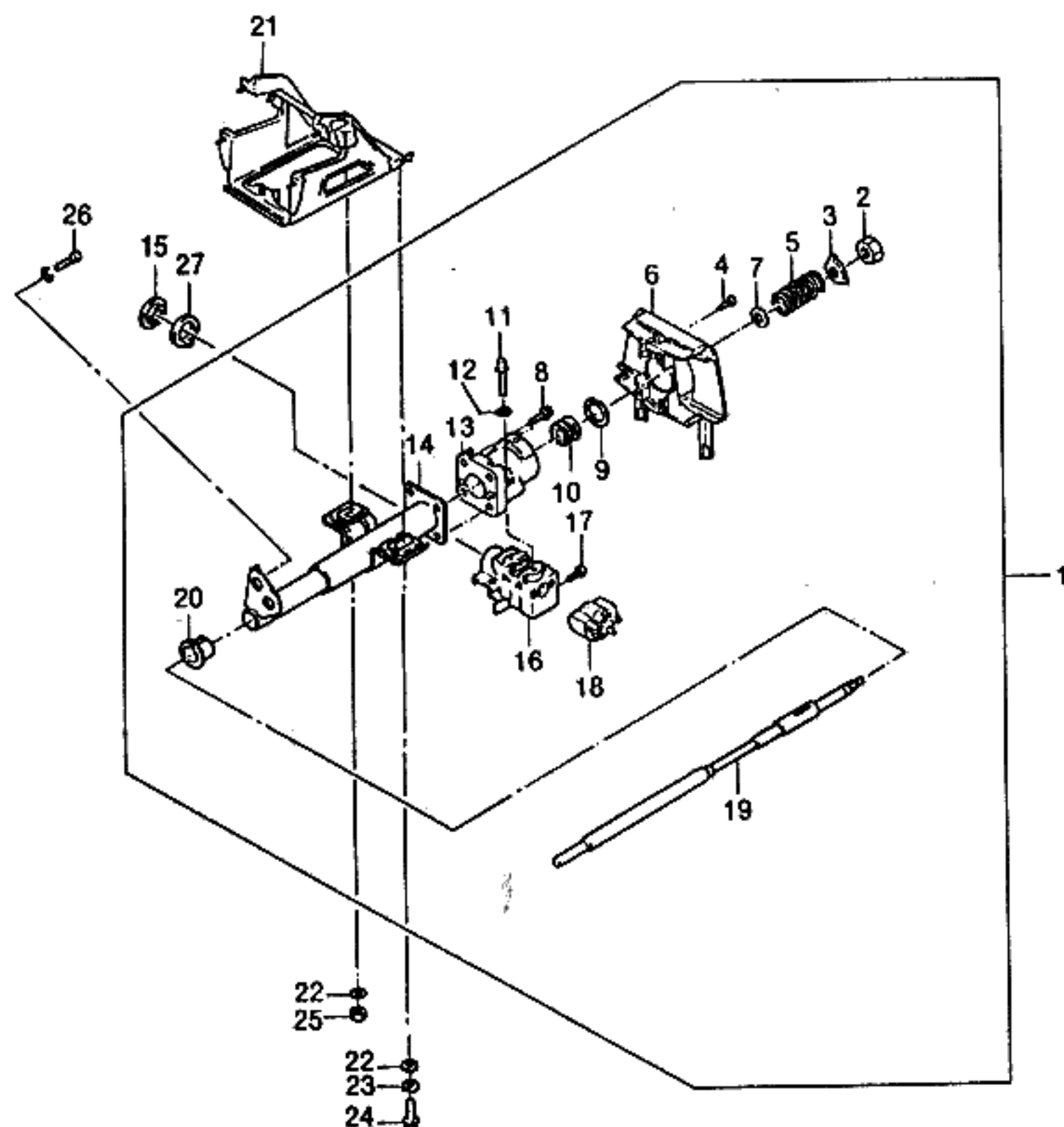


KEY NO.			PART NAME											
I T C	PART NO.	M O D E L				OPTION	L / R	Q T Y	EFFECTIVE DATE		REMARKS	P / C O D E		
		B D Y	T / A	LEVEL					FROM	TO				
				I	II								III	IV
	96136548 [11] 96187264	4		O	S	S		2						
		(E)SCREW (D)SCHRAUBE						(F)VIS (S)TORNILLO						
		4		-	O	S	S	2						
BDY(BODY)		T/A(TRANSAXLE)						LEVEL(TRIM LEVEL)						
4 : 4 DOOR		M : MANUAL T/A A : AUTOMATIC T/A						I : GL II : GLX III : CD18 IV : CD20						

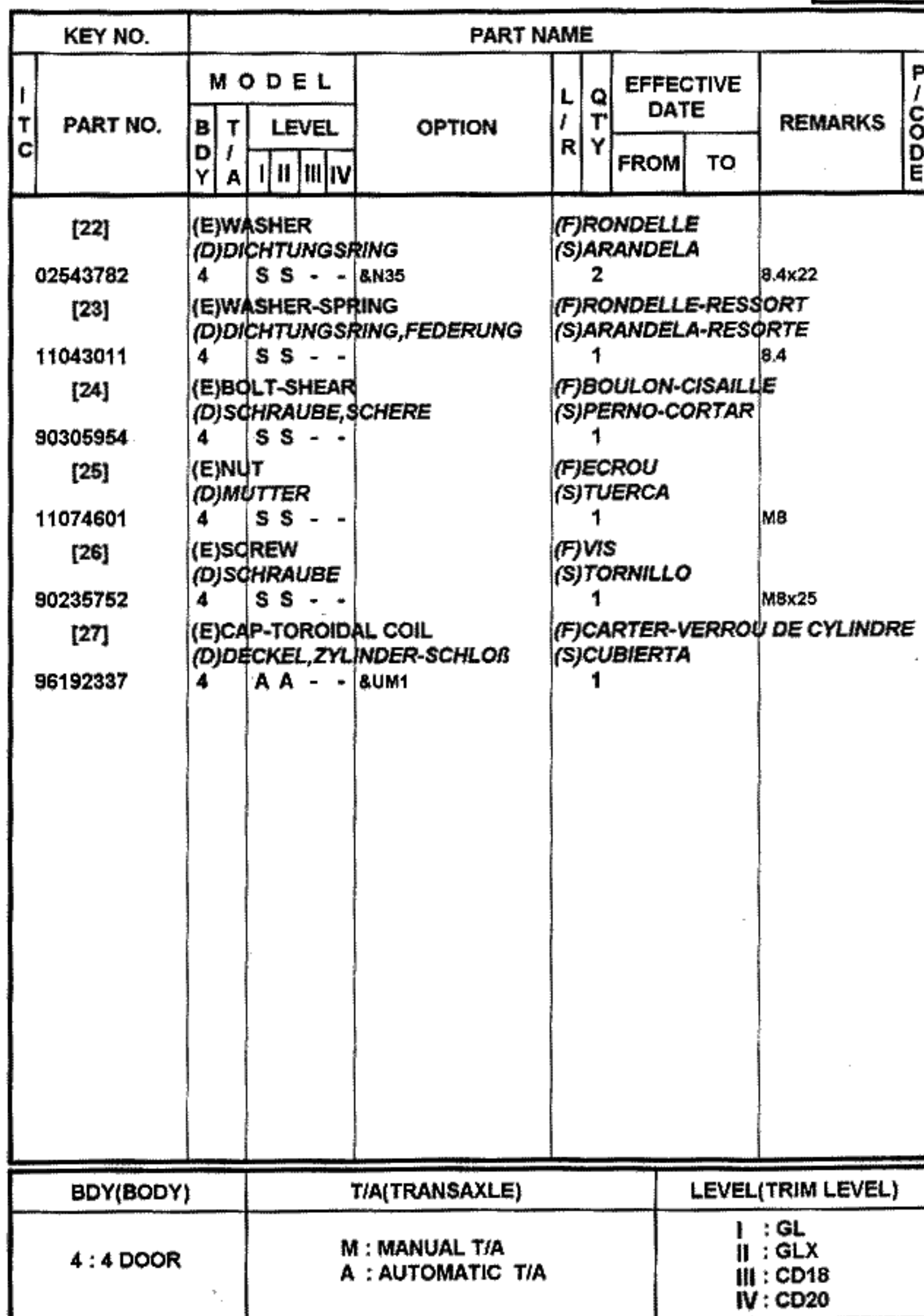


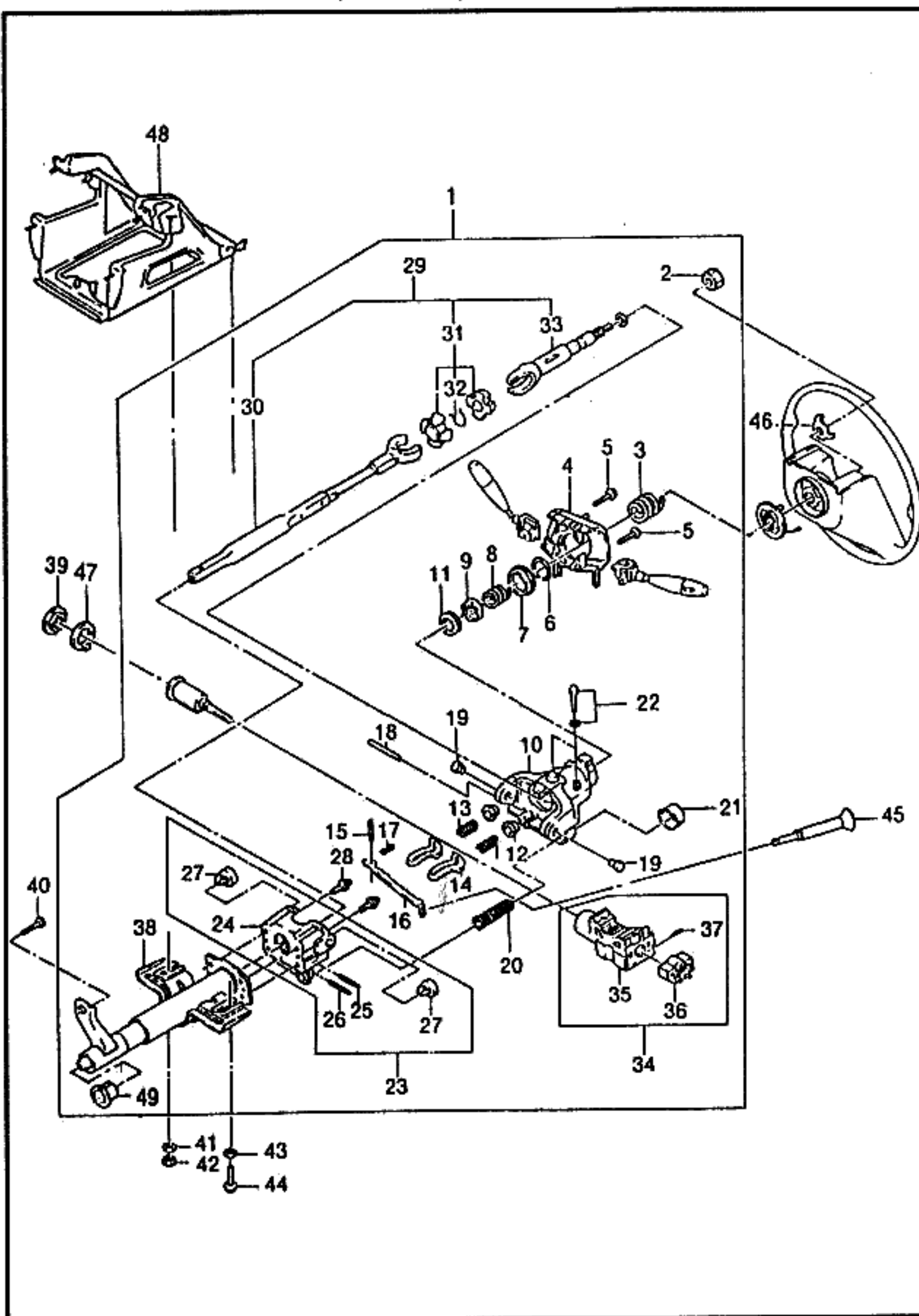
KEY NO.			PART NAME											P / CODE
I T C	PART NO.	MODEL						OPTION	L / R	Q T Y	EFFECTIVE DATE		REMARKS	
		B D Y	T / A	LEVEL							FROM	TO		
				I	II	III	IV							
	[01]	(E)STEERING COLUMN A (D)SÄULE,LENKUNG							(F)COLONNE-DIRECTION (S)COLUMNA-CONDUCIR					
	SK-49964	4		S	S	-	-	&N35		1		950318		
	Y 96208282	4		S	S	-	-	&N35		1		950319		
	[02]	(E)NUT (D)MUTTER							(F)ECROU (S)TUERCA					
	07841846	4		S	S	-	-	&N35		1				
	[03]	(E)PLATE-LOCKING (D)PLATTE,VERRIEGELUNG							(F)PLAQUE-VERROUILLAGE (S)PLACA-CIERRE					
	03451666	4		S	S	-	-	&N35		1				
	[04]	(E)SCREW-WASHER (D)SCHRAUBE,LENKSÄULE							(F)VIS-COLONNE DE DIRECTION (S)TORNILLO					
	07849055	4		S	S	-	-	&N35		2				
	[05]	(E)SPRING-STEERING SHAFT (D)FEDERUNG,LENKSTAB							(F)RESSORT (S)RESORTE					
	07841779	4		S	S	-	-	&N35		1				
	[06]	(E)HOUSING-SIGNAL SWITCH (D)GEHÄUSE,SIGNAL SCHALTER							(F)LOGEMENT (S)CARCASA					
	26009950	4		S	S	-	-	&N35		1				
	[07]	(E)WASHER-THRUST (D)DICHTUNGSRING,SCHUB							(F)RONDELLE-BUTÉE (S)ARANDELA-IMPULSO					
	07843571	4		S	S	-	-	&N35		1				
	[08]	(E)BOLT-SHEAR (D)SCHRAUBE,SCHERE							(F)BOULON-CISAILLE (S)PERNO-CORTAR					
	26002558	4		S	S	-	-	&N35		4				
	[09]	(E)RING-RETAINING (D)RING,HALTER							(F)ANNEAU-DE RETENTION (S)ANILLO-RETENEDOR					
	07848728	4		S	S	-	-	&N35		1				
	[10]	(E)BEARING-STEERING SPINDLE (D)ROLLENLAGER,SCHUB							(F)ROULEMENT (S)COJINETE-EJE DE CONDUCIR					
	90095601	4		S	S	-	-	&N35		1				
	[11]	(E)BOLT-SHEAR (D)SCHRAUBE,SCHERE							(F)BOULON-CISAILLE (S)PERNO-CORTAR					
	07844233	4		S	S	-	-	&N35		2				

BDY(BODY)	T/A(TRANSAXLE)	LEVEL(TRIM LEVEL)
4 : 4 DOOR	M : MANUAL T/A A : AUTOMATIC T/A	I : GL II : GLX III : CD18 IV : CD20

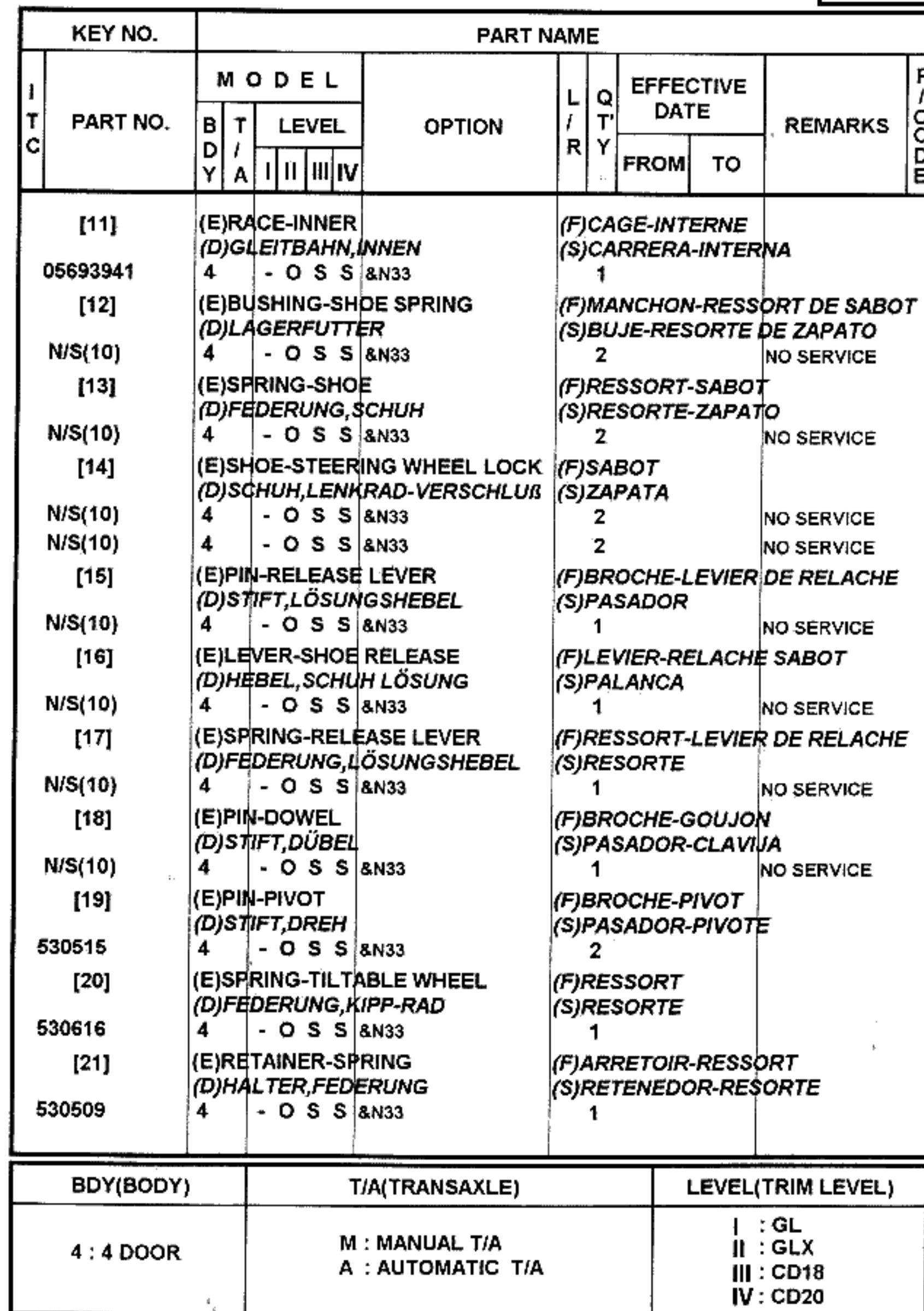


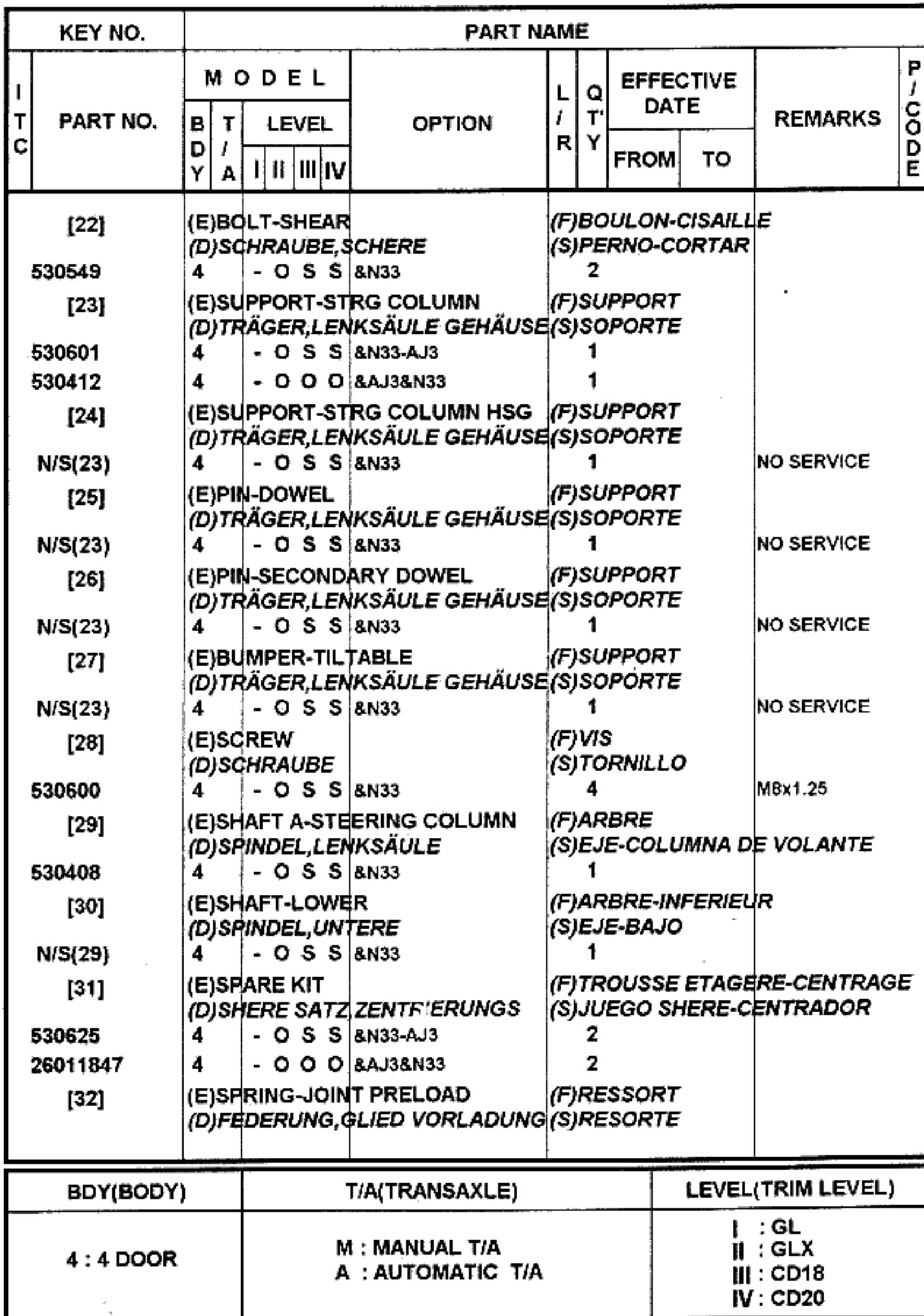
KEY NO.			PART NAME											
I T C	PART NO.	M O D E L				O P T I O N	L / R	Q T Y	E F F E C T I V E D A T E		R E M A R K S	P / C O D E		
		B D Y	T / A	L E V E L					F R O M	T O				
				I	II								III	IV
	[12]	(E)WASHER-SHEAR BOLT (D)DICHTUNGSRING						(F)RONDELLE (S)ARANDELA-PERNO DE CORTE						
	07846989	4 S S - - &N35						2						
	[13]	(E)HOUSING-STEERING COLUMN (D)GEHÄUSE,LENKSÄULE						(F)LOGEMENT (S)CARCASA-COLUMNA DE VOLANT						
	07848807	4 S S - - &N35						1						
	[14]	(E)JACKET-STEERING COLUMN (D)MANTEL,LENKSÄULE						(F)JAQUETTE (S)CUBIERTA						
	530259	4 S S - - &N35						1						
	[15]	(E)COVER-CYLINDER LOCK (D)DECKEL,ZYLINDER-SCHLOß						(F)CARTER-VERROU DE CYLINDRE (S)CUBIERTA						
	90181148	4 S S - - -UM1						1						
	96192220	4 A A - - &UM1						1						
	[16]	(E)HOUSING-IGNITION SWITCH (D)GEHÄUSE,ZÜNDUNGS-SCHALT						(F)LOGEMENT (S)CARCASA						
	07848651	4 S S - - &N35						1						
	[17]	(E)SCREW-IGNITION SWITCH (D)SCHRAUBE,ZÜNDUNGSSCHALT						(F)VIS-COMMUTATEUR ALLUMAGE (S)TORNILLO						
	07844632	4 S S - - &N35						1						
	[18]	(E)SWITCH-IGNITION (D)SCHALTER,ZÜNDUNG						(F)COMMUTATEUR-CONTACT (S)INTERRUPTOR-IGNICION						
	07848744	4 S S - - &N35						1						
	[19]	(E)SHAFT-STEERING COLUMN (D)SPINDEL,LENKSÄULE						(F)ARBRE (S)EJE-COLUMNA DE VOLANTE						
	530292	4 S S - - &N35						1						
	[20]	(E)SPACE-SHAFT (D)DISTANZSTÜCK						(F)ENTRETOISE (S)ESPACIADOR						
	07844237	4 S S - - &N35						1						
	[21]	(E)BRACKET-STEERING COLUMN (D)TRÄGER,LENKSÄULE						(F)SUPPORT (S)SOPORTE						
	90304926	4 M S S - - -AJ3						1						
	96156004	4 A O O - - -AJ3						1						
	96210887	4 - O - - &AJ3						1						
BDY(BODY)			T/A(TRANSAXLE)					LEVEL(TRIM LEVEL)						
4 : 4 DOOR			M : MANUAL T/A A : AUTOMATIC T/A					I : GL II : GLX III : CD18 IV : CD20						

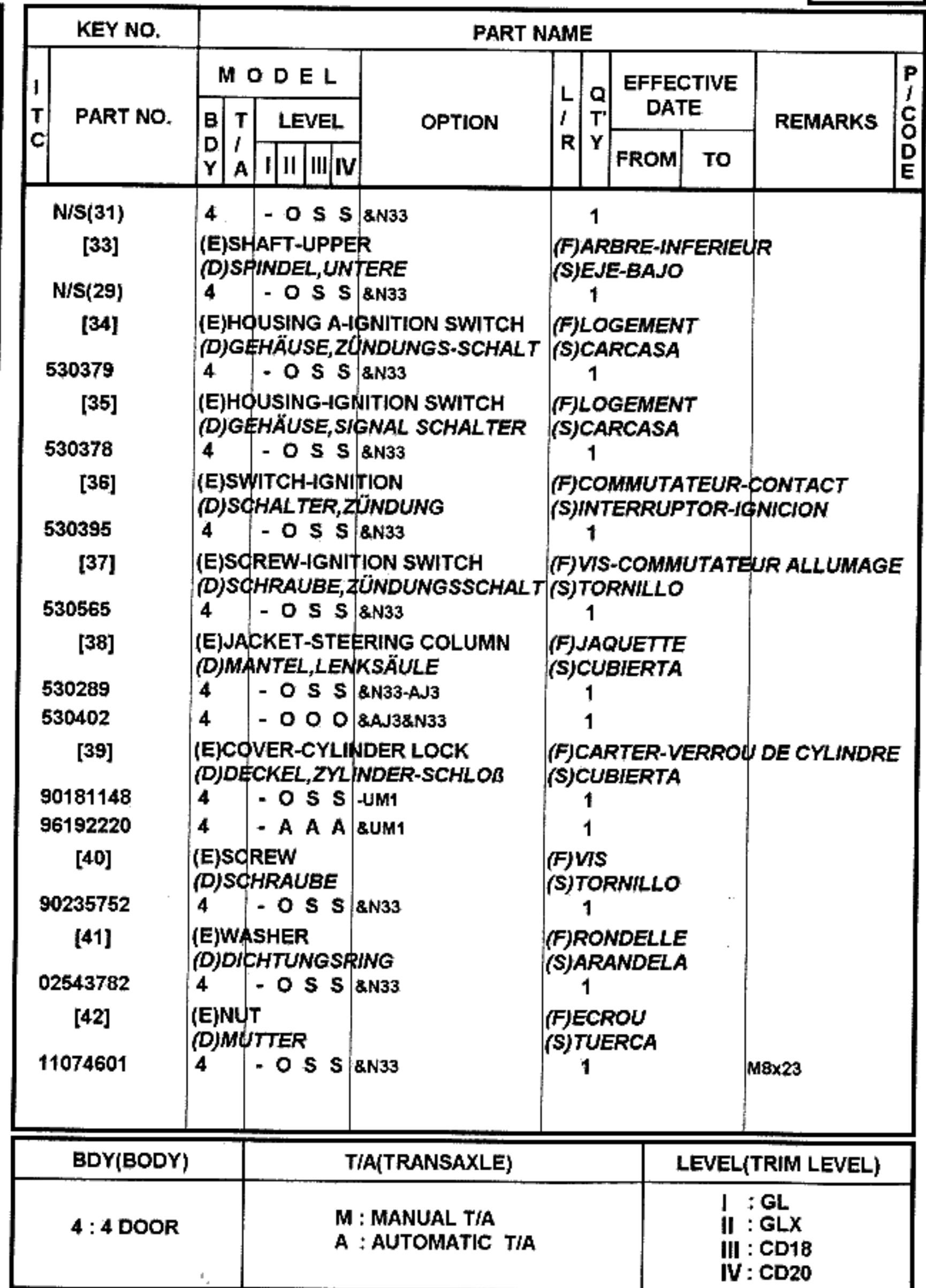


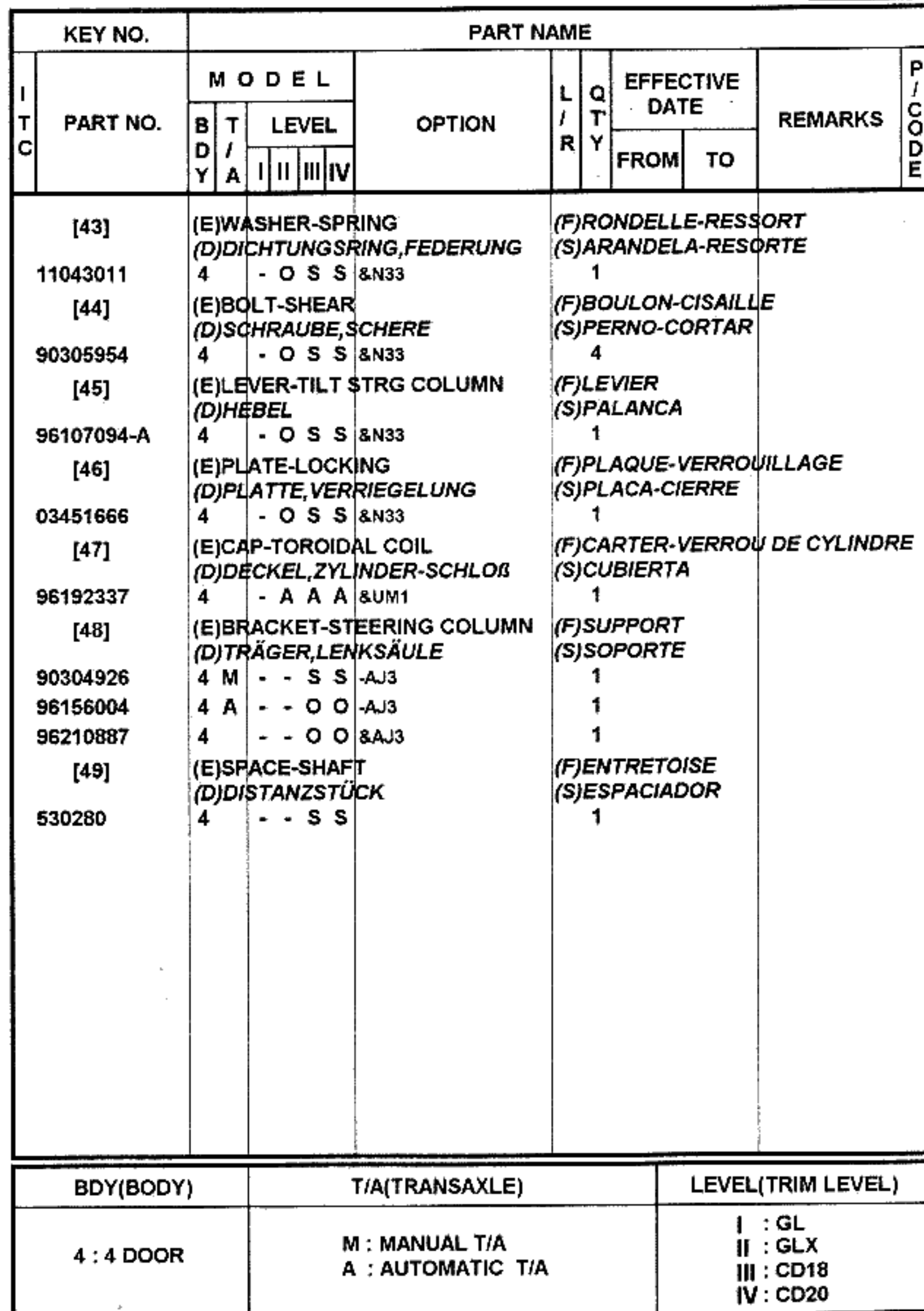


KEY NO.		PART NAME										
I T C	PART NO.	M O D E L				O P T I O N	L / R	Q T Y	E F F E C T I V E D A T E		R E M A R K S	P / C O D E
		B D Y	T / A	L E V E L								
				I	II				III	IV		
	[01]	(E)COLUMN A-TILT STEERING (D)SÄULE,KIPPLENKUNG							(F)COLONNE-DIRECTION (S)COLUMNA-CONDUCIR			
	SK-49965	4	-	O	S	S	&N33	1	950318			
	Y 96208281	4	-	O	S	S	&N33	1	950319			
	96208285	4	-	O	O	O	&AJ3&N33	1				
	[02]	(E)NUT (D)MUTTER							(F)ECROU (S)TUERCA			
	530545	4	-	O	S	S	&N33	1				
	[03]	(E)SPRING-CANCELLING CAM (D)FEDERUNG							(F)RESSORT-CAME ANNULAT (S)RESORTE-LEVA DE CANCELAR			
	530561	4	-	O	S	S	&N33	1				
	[04]	(E)HOUSING-SIGNAL SWITCH (D)GEHÄUSE,SIGNAL SCHALTER							(F)LOGEMENT (S)CARCASA			
	530288	4	-	O	S	S	&N33-AJ3	1				
	530362	4	-	O	O	O	&N33&AJ3	1				
	[05]	(E)SCREW (D)SCHRAUBE							(F)VIS (S)TORNILLO			
	530590	4	-	O	S	S	&N33	2				
	[06]	(E)RING-RETAINING (D)RING,HALTER							(F)ANNEAU-DE RETENTION (S)ANILLO-RETENEDOR			
	530503	4	-	O	S	S	&N33	1				
	[07]	(E)RETAINER-SPRING (D)HALTER,FEDERUNG							(F)ARRETOIR-RESSORT (S)RETENEDOR-RESORTE			
	530553	4	-	O	S	S	&N33	1				
	[08]	(E)SPRING-UPR BEARING (D)FEDERUNG,OBERER LAGER							(F)RESSORT (S)RESORTE-COJINETE SUPERIOR			
	530552	4	-	O	S	S	&N33	1				
	[09]	(E)SEAT-UPR BEARING INR RACE (D)SITZ,OBERER LAGER							(F)SIEGE (S)ASIENTO			
	530524	4	-	O	S	S	&N33	1				
	[10]	(E)HOUSING-STEERING COLUMN (D)GEHÄUSE,LENKSÄULE							(F)LOGEMENT (S)CARCASA-COLUMNA DE VOLANT			
	530283	4	-	O	S	S	&N33	1				
	530307	4	-	O	O	O	&AJ3&N33	1				
BDY(BODY)		T/A(TRANSAXLE)						LEVEL(TRIM LEVEL)				
4 : 4 DOOR		M : MANUAL T/A A : AUTOMATIC T/A						I : GL II : GLX III : CD18 IV : CD20				

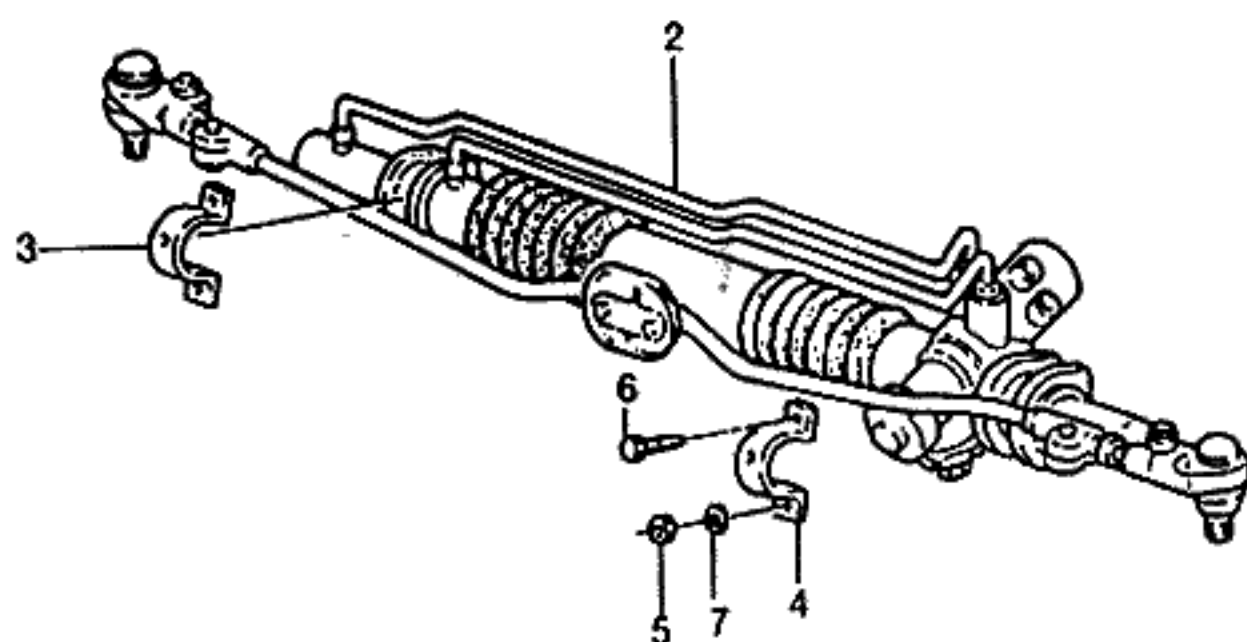






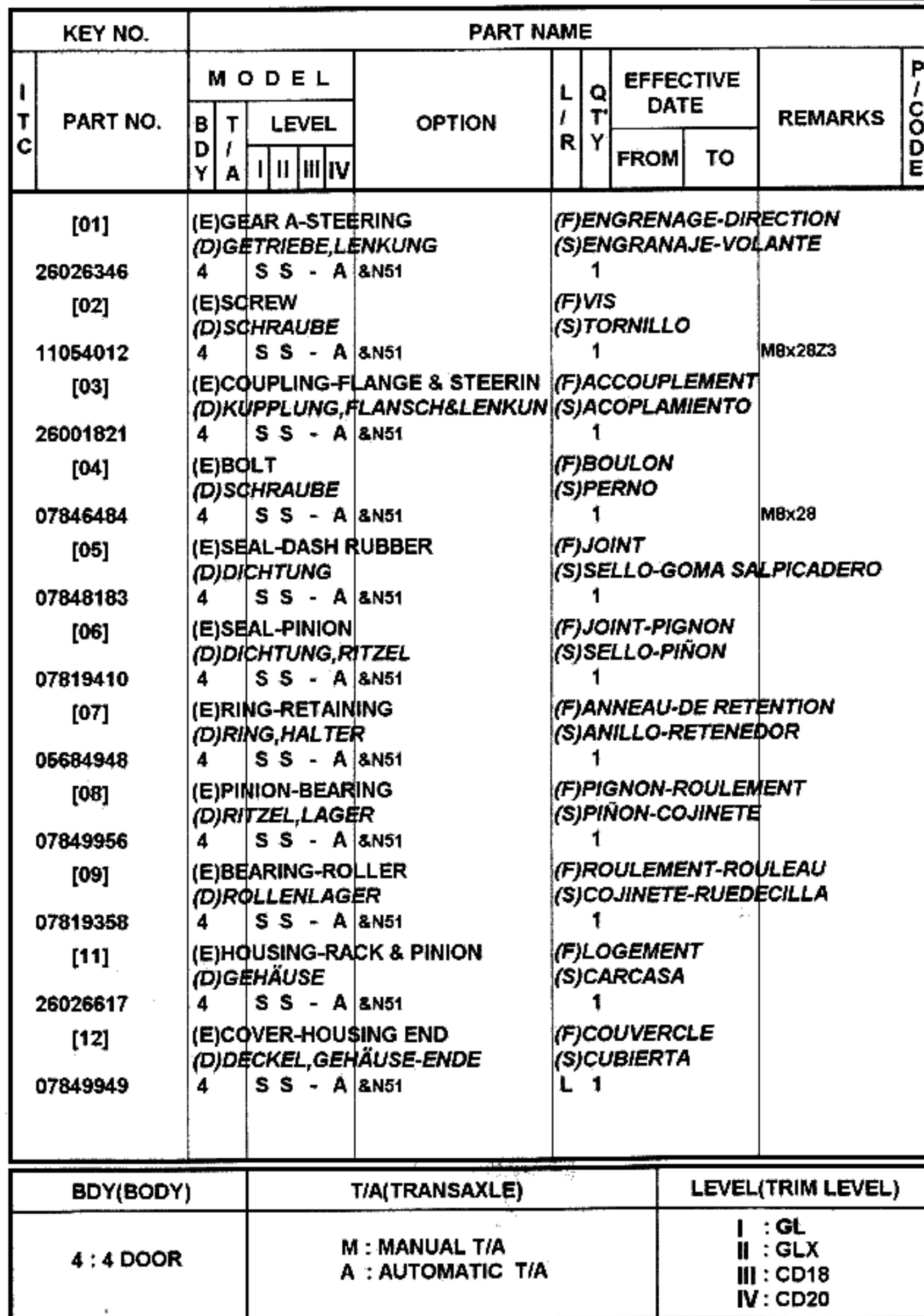


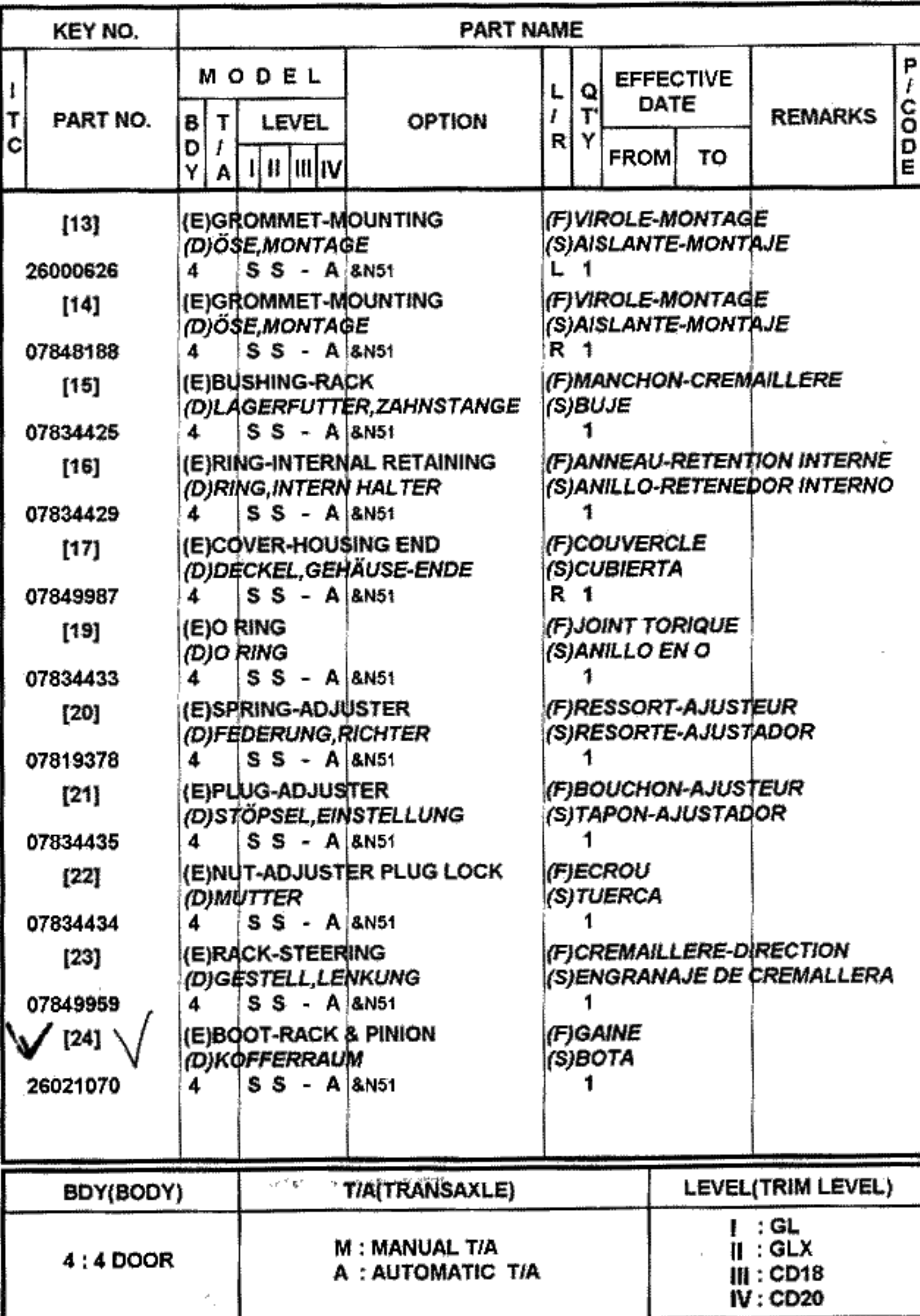
BDY(BODY)	T/A(TRANSAXLE)	LEVEL(TRIM LEVEL)
4 : 4 DOOR	M : MANUAL T/A A : AUTOMATIC T/A	I : GL II : GLX III : CD18 IV : CD20

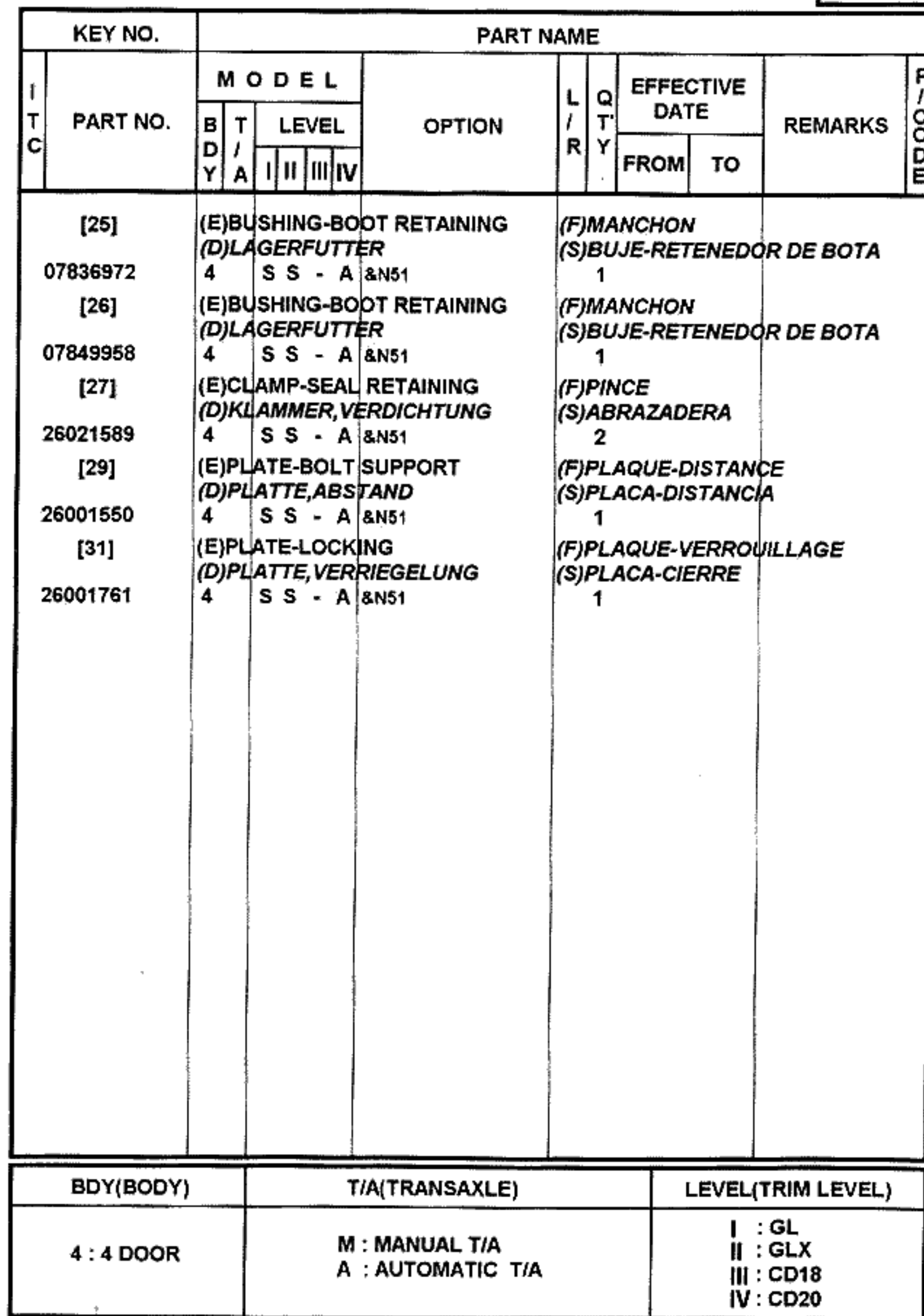


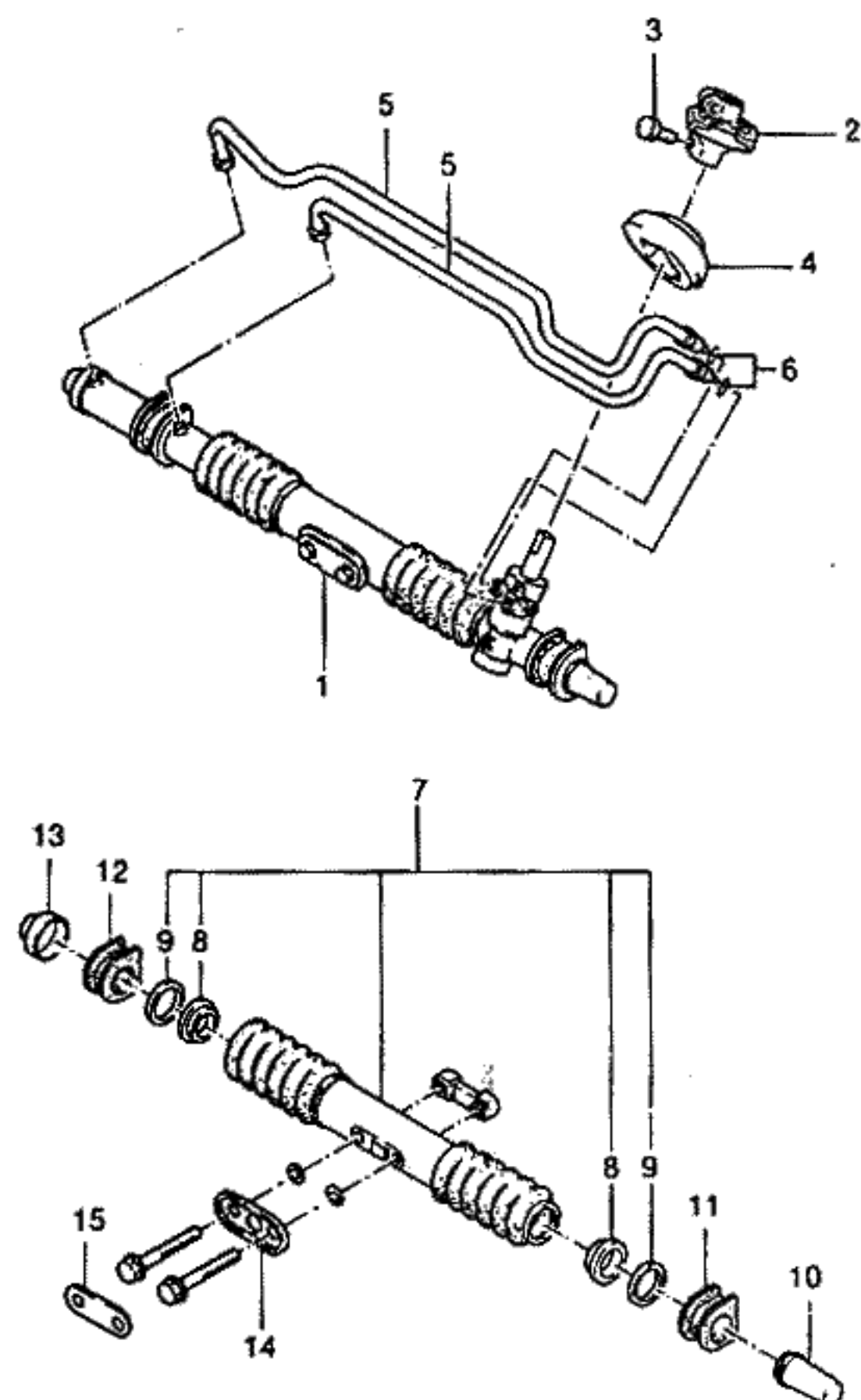
KEY NO.		PART NAME												
I T C	PART NO.	M O D E L						O P T I O N	L / R	Q T Y	E F F E C T I V E D A T E		R E M A R K S	P / C O D E
		B D Y	T / A	L E V E L							F R O M	T O		
				I	II	III	IV							
	[01]	(E)GEAR A-STEERING (D)GETRIEBE,LENKUNG									(F)ENGRENAGE-DIRECTION (S)ENGRANAJE-VOLANTE			
	26026346	4 S S - A &N51								1				ME
	[02]	(E)GEAR A-POWER STEERING (D)GETRIEBE,KRAFTLENKUNG									(F)ENGRENAGE (S)ENGRANAJE-SERVODIRECCION			
	26023685	4 O O S S &N40								1				ZX
	[03]	(E)BRACKET-STRG GEAR (D)TRÄGER,LENKUNG GETRIEBE									(F)SUPPORT (S)SOPORTE			
	90121248	4 S S S S								L 1				
	[04]	(E)BRACKET-STEERING GEAR (D)TRÄGER,LENKGETRIEBE									(F)SUPPORT (S)SOPORTE-ENGRANAJE			
	90334562	4 S S S S								R 1				
	[05]	(E)NUT (D)MUTTER									(F)ECROU (S)TUERCA			
	11061934	4 S S S S								2		M8		
	[06]	(E)SCREW (D)SCHRAUBE									(F)VIS (S)TORNILLO			
	96133422	4 S S - - &N51								2		M8x1.25		
	11054012	4 - O S S &N40								2		M8x28Z3		
	[07]	(E)WASHER (D)DICHTUNGSRING									(F)RONDELLE (S)ARANDELA			
	11011488	4 S S S S								2		8.4		

BDY(BODY)	T/A(TRANSAXLE)	LEVEL(TRIM LEVEL)
4 : 4 DOOR	M : MANUAL T/A A : AUTOMATIC T/A	I : GL II : GLX III : CD18 IV : CD20



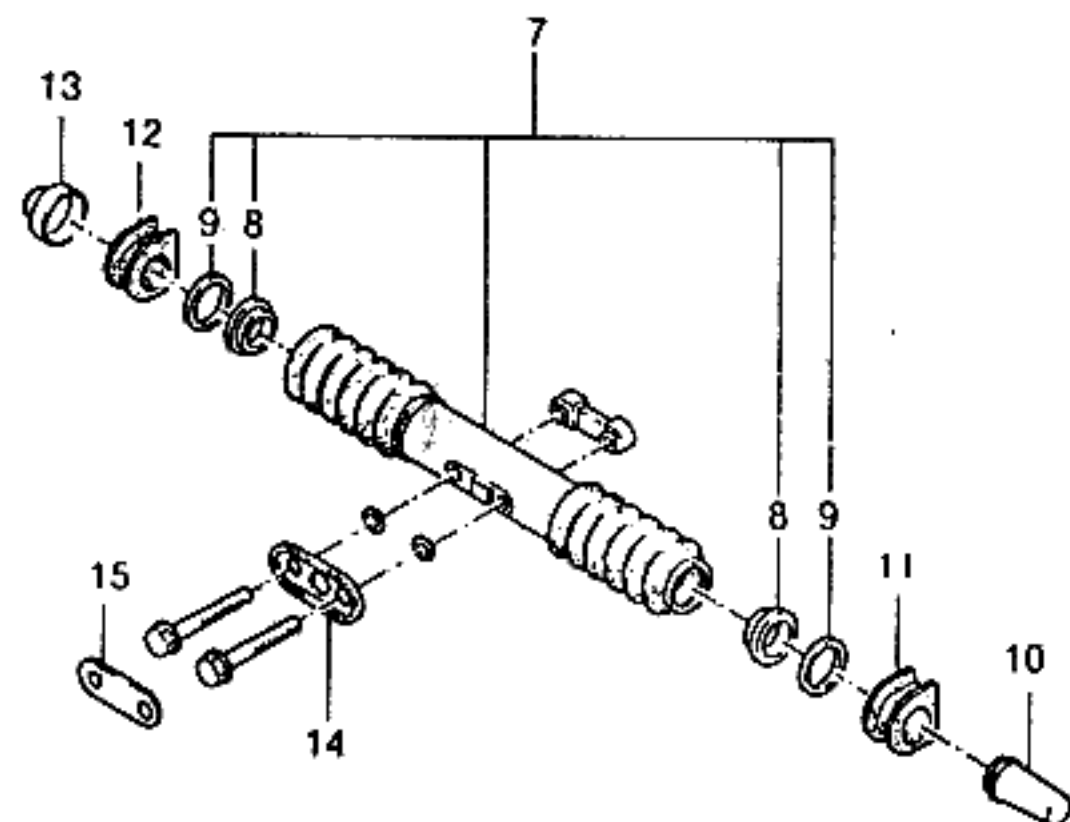




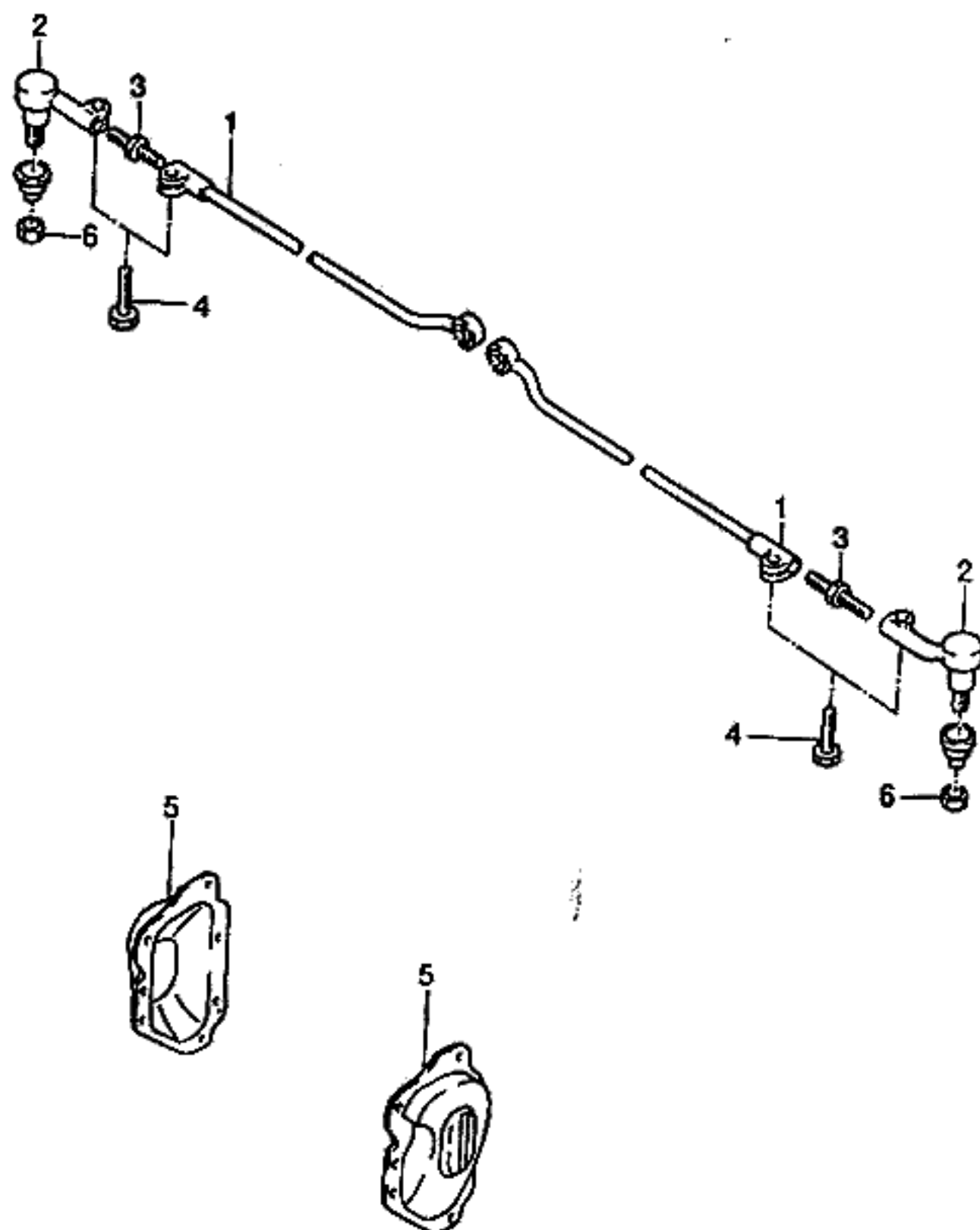


KEY NO.		PART NAME												
I T C	PART NO.	MODEL						OPTION	L / R	Q T Y	EFFECTIVE DATE		REMARKS	P / C O D E
		B D Y	T / A	LEVEL							FROM	TO		
				I	II	III	IV							
	[01]	(E)SHORT GEAR A (D)KURZ GETRIEBE												
	26023671	4 O O S S &N40								1			WO/TIE ROD	
	[02]	(E)COUPLING-FLANGE & STRG (D)KUPPLUNG,FLANSCH&LENKUN												
	07848180	4 O O S S &N40								1				
	[03]	(E)BOLT (D)SCHRAUBE												
	07846484	4 O O S S &N40								1			M8x28	
	[04]	(E)SEAL-DASH RUBBER (D)DICHTUNG												
	26013593	4 O O S S &N40								1				
	[05]	(E)LINE KIT-CYLINDER (D)AUSKLEIDUNGS,ZYLINDER												
	26020486	4 O O S S &N40								1				
	[06]	(E)O RING (D)O RING												
	26005047	4 O O S S &N40								2				
	[07]	(E)SERVICE KIT-BOOT (D)KOFFERRAUM-SATZ												
	26024585	4 O O S S &N40								1				
	[08]	(E)BUSHING-BOOT RETAINING (D)LAGERFUTTER												
	07849958	4 O O S S &N40								2				
	[09]	(E)CLAMP-SEAL RETAINING (D)KLAMMER,VERDICHTUNG												
	26021589	4 O O S S &N40								2				
	[10]	(E)COVER-HOUSING END (D)DECKEL,GEHÄUSE-ENDE												
	07849949	4 O O S S &N40								1				
	[11]	(E)GROMMET-MOUNTING (D)ÖSE,MONTAGE												
	26000626	4 O O S S &N40								L 1				

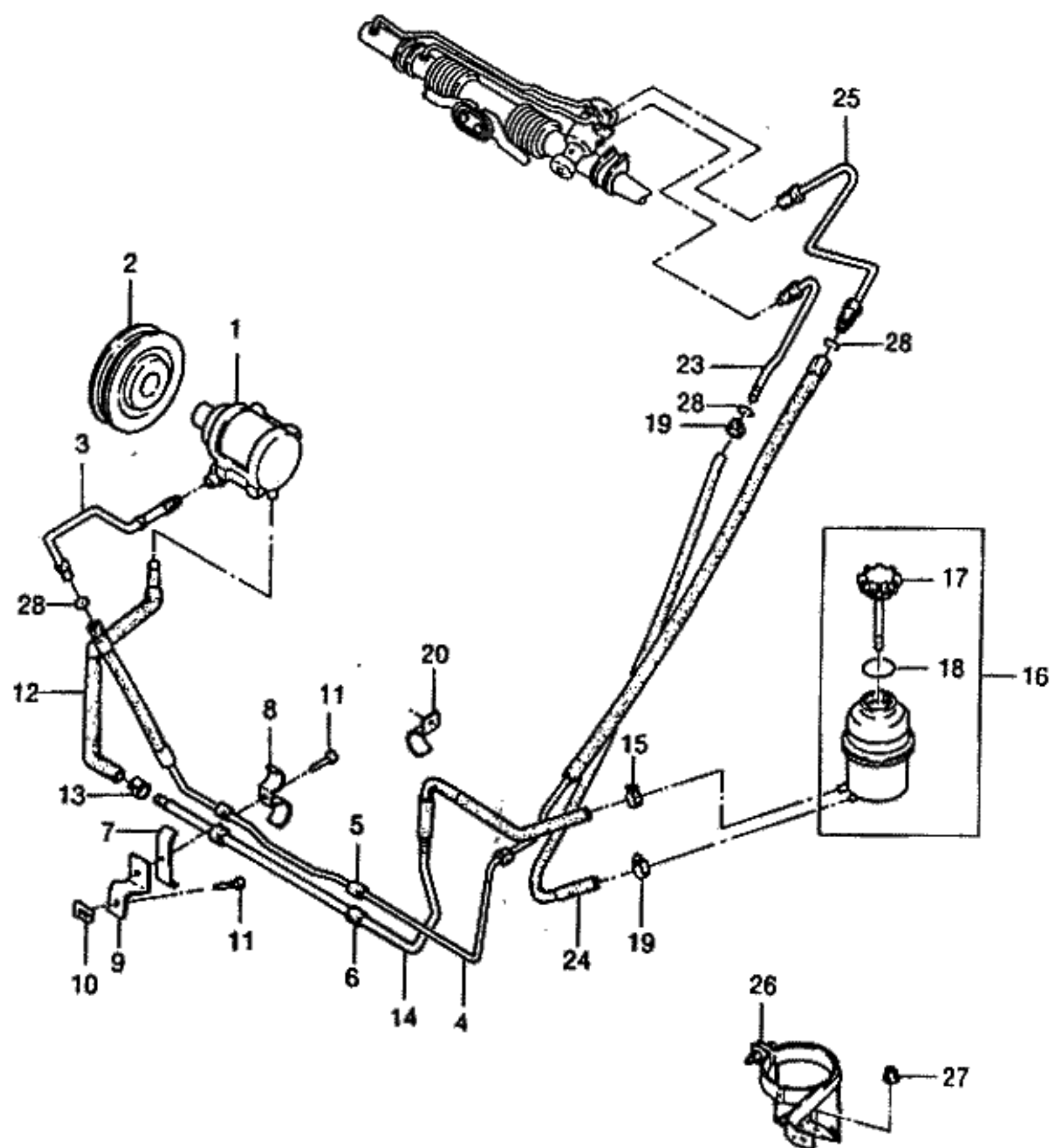
BDY(BODY)	T/A(TRANSAXLE)	LEVEL(TRIM LEVEL)
4 : 4 DOOR	M : MANUAL T/A A : AUTOMATIC T/A	I : GL II : GLX III : CD18 IV : CD20



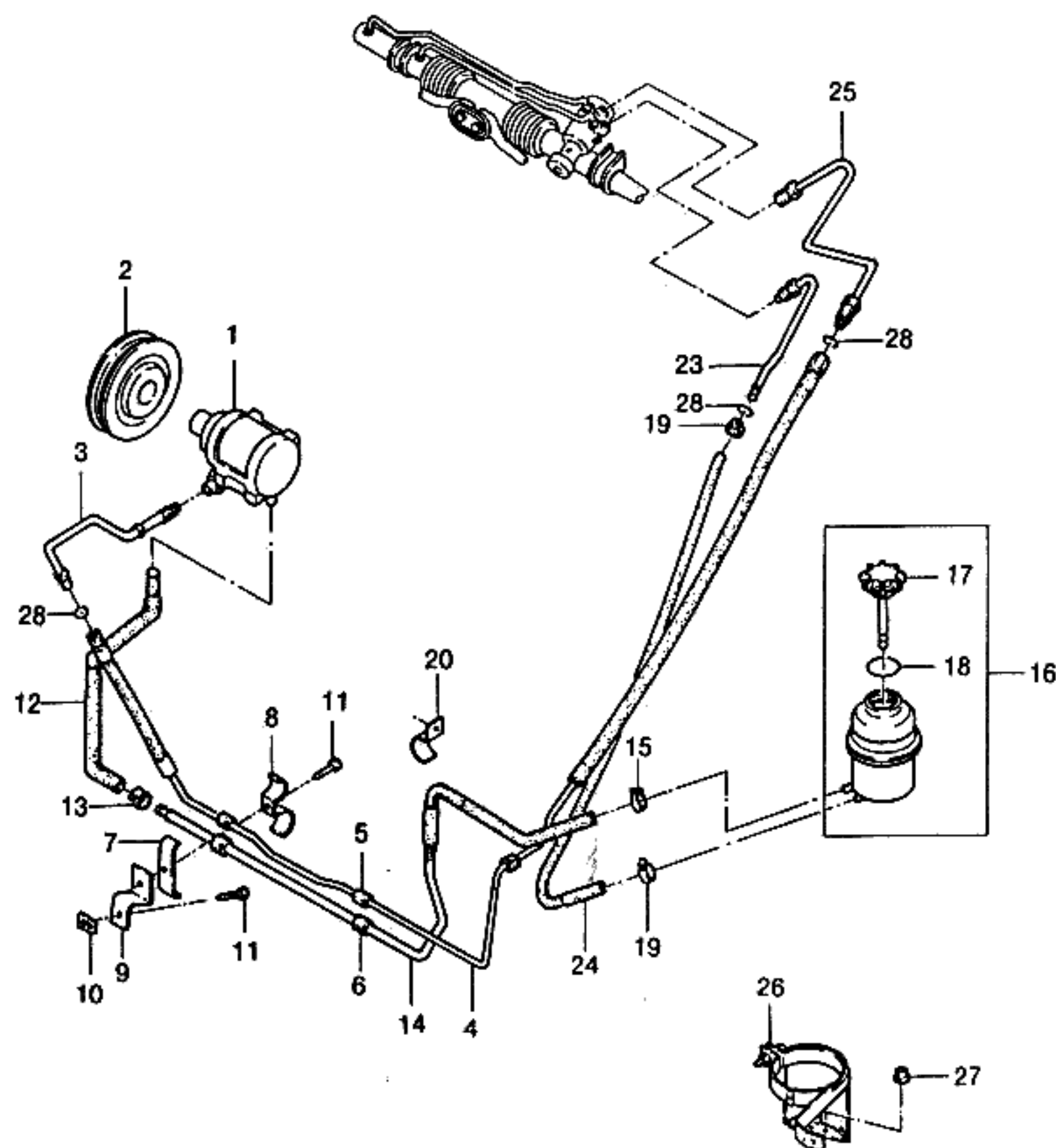
KEY NO.		PART NAME												
I T C	PART NO.	M O D E L				OPTION	L / R	Q T Y	EFFECTIVE DATE		REMARKS	P / C O D E		
		B D Y	T / A	LEVEL					FROM	TO				
				I	II								III	IV
	[12] 07848187	(E)GROMMET-MOUNTING (D)ÖSE,MONTAGE 4		O	O	S	S	&N40		(F)VIROLE-MONTAGE (S)AISLANTE-MONTAJE R 1				
	[13] 07849987	(E)COVER-HOUSING END (D)DECKEL,GEHÄUSE-ENDE 4		O	O	S	S	&N40		(F)COUVERCLE (S)CUBIERTA 1				
	[14] 26001550	(E)PLATE-BOLT SUPPORT (D)PLATTE,ABSTAND 4		O	O	S	S	&N40		(F)PLAQUE-DISTANCE (S)PLACA-DISTANCIA 1				
	[15] 26001761	(E)PLATE-LOCKING (D)PLATTE,VERRIEGELUNG 4		O	O	S	S	&N40		(F)PLAQUE-VERROUILLAGE (S)PLACA-CIERRE 1				
BDY(BODY)		T/A(TRANSAXLE)							LEVEL(TRIM LEVEL)					
4 : 4 DOOR		M : MANUAL T/A A : AUTOMATIC T/A							I : GL II : GLX III : CD18 IV : CD20					



KEY NO.		PART NAME												
I T C	PART NO.	MODEL				OPTION	L / R	Q T Y	EFFECTIVE DATE		REMARKS	P / C O D E		
		B D Y	T / A	LEVEL					FROM	TO				
				I	II								III	IV
	[01] ✓ 07848281 07848282	(E)ROD-TIE,INNER (D)VERBINDUNGSSTANGE,INNENE	4		S	S	S	S		(F)TRINGLE-BARRE (S)VARILLA-AMARRE,INTERIOR	L 1 R 1			
	✓[02] 26001807 26001806	(E)ROD-TIE,OUTER (D)VERBINDUNGSSTANGE,ÄUßER	4		S	S	S	S		(F)TRINGLE-BARRE (S)VARILLA-AMARRE,EXTERIOR	L 1 R 1			
	[03] ✓ 26020639	(E)BOLT-ADJUSTER (D)SCHRAUBE,EINSTELLUNG	4		S	S	S	S		(F)BOULON-AJUSTEUR (S)PERNO-AJUSTADOR	2			
	[04] 07846484	(E)BOLT (D)SCHRAUBE	4		S	S	S	S		(F)BOULON (S)PERNO	4	M8x28		
	[05] 96129918 96129919	(E)COVER-STEERING GEAR PASS (D)DECKEL,LENKUNGSGETRIEBE	4		S	S	S	S		(F)CARTER (S)CUBIERTA	L 1 R 1			
	[06] 09280623	(E)NUT (D)MUTTER	4		S	S	S	S		(F)ECROU (S)TUERCA	2			
BDY(BODY)		T/A(TRANSAXLE)							LEVEL(TRIM LEVEL)					
4 : 4 DOOR		M : MANUAL T/A A : AUTOMATIC T/A							I : GL II : GLX III : CD18 IV : CD20					

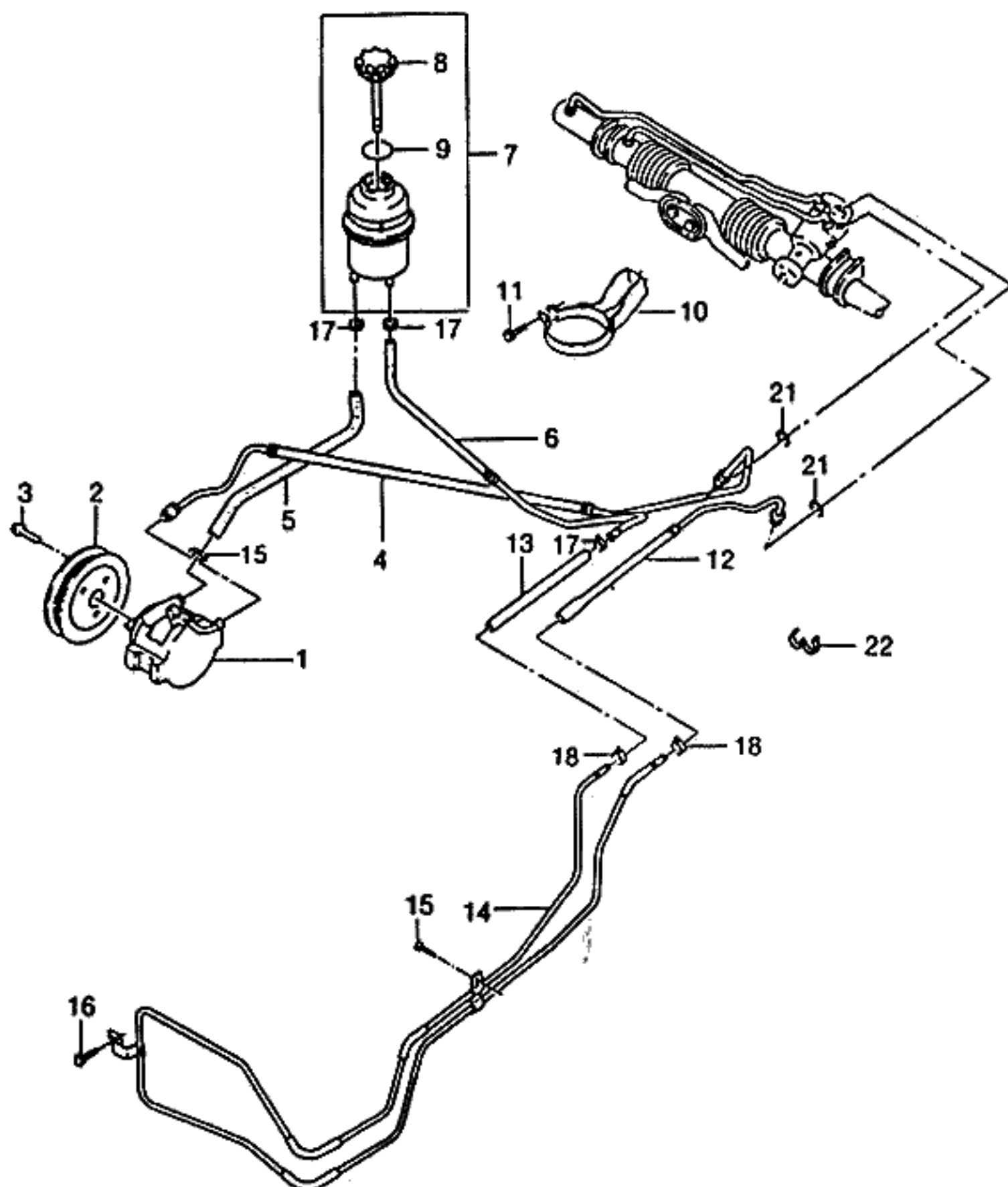


KEY NO.		PART NAME										
I T C	PART NO.	M O D E L				OPTION	L / R	Q T Y	EFFECTIVE DATE		REMARKS	P / C O D E
		B D Y	T / A	LEVEL					FROM	TO		
				I	II							
	[01]	(E)PUMP A-HYDRAULIC UNIT (D)PUMPE, HYDRAULIK EINHEIT					(F)POMPE-UNITE HYDRAULIQUE (S)BOMBA-UNIDAD HIDRAULICA					
	96129973	4		O O - -	&N40		1					
	[02]	(E)PULLEY A-HYDRAULIC UNIT (D)ROLLE, HYDRAULIK PUMPE					(F)POULIE-POMPE HYDRAULIQUE (S)POLEA-BOMBA HIDRAULICA					
	950309	4		O O - -	&N40		1					
	[03]	(E)PIPE-GEAR HIGH PRESSURE (D)ROHR, GETRIEBE HOCHDRUCK					(F)TUYAU (S)TUBERIA					
	96103226-A	4		O O - -	&N40		1					
	[04]	(E)HOSE A-ELASTIC (D)SCHLAUCH, GUMMI					(F)TUYAU-ELASTIQUE (S)MANGUERA-ELASTICO					
	96162115	4		O O - -	&N40		1					
	[05]	(E)GROMMET (D)ÖSE					(F)VIROLE (S)AISLANTE					
	90217446	4		O O - -	&N40		2					
	[06]	(E)GROMMET (D)ÖSE					(F)VIROLE (S)AISLANTE					
	90217447	4		O O - -	&N40		2					
	[07]	(E)CLAMP (D)KLAMMER					(F)PINCE (S)ABRAZADERA					
	90217448	4		O O - -	&N40		2					
	[08]	(E)CLAMP (D)KLAMMER					(F)PINCE (S)ABRAZADERA					
	90217449	4		O O - -	&N40		2					
	[09]	(E)BRACKET (D)TRÄGER					(F)SUPPORT (S)SOPORTE					
	96133379	4		O O - -	&N40		2					
	[10]	(E)NUT-CLIP (D)MÜTTER, KLEMME					(F)ECROU-BROCHE (S)TUERCA-GRAPA					
	90159976	4		O O - -	&N40		2					
	[11]	(E)SCREW (D)SCHRAUBE					(F)VIS (S)TORNILLO					
	11041842	4		O O - -	&N40		2				4.8x13	
BDY(BODY)		T/A(TRANSAXLE)						LEVEL(TRIM LEVEL)				
4 : 4 DOOR		M : MANUAL T/A A : AUTOMATIC T/A						I : GL II : GLX III : CD18 IV : CD20				



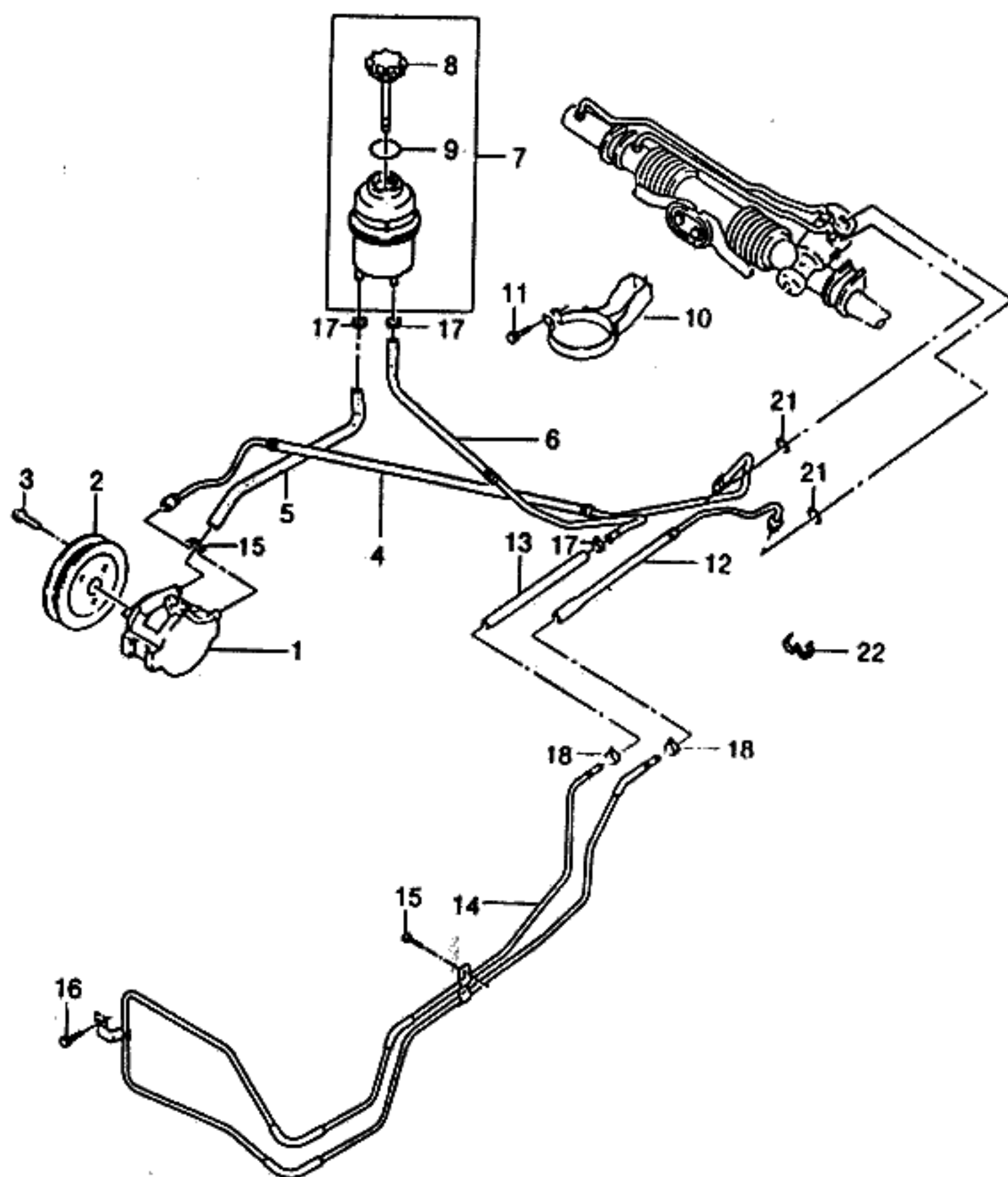
KEY NO.		PART NAME												
I T C	PART NO.	M O D E L				O P T I O N	L / R	Q T Y	E F F E C T I V E D A T E		R E M A R K S	P / C O D E		
		B D Y	T / A	L E V E L					F R O M	T O				
				I	II								III	IV
	[12]	(E)HOSE-SUCTION LINE (D)SCHLAUCH,SAUGLEITUNG						(F)TUYAU-LIGNE D'ASPIRATION (S)MANGUERA-LINEA DE SUCCION						
	96133890	4	O	O	-	-	&N40	1						
	[13]	(E)CLAMP-HOSE (D)KLAMMER,SCHLAUCH						(F)PINCE-TUYAU (S)ABRAZADERA-MANGUERA						
	96133861	4	O	O	-	-	&N40	2			21.5			
	[14]	(E)HOSE-SUCTION LINE (D)SCHLAUCH,SAUGLEITUNG						(F)TUYAU-LIGNE D'ASPIRATION (S)MANGUERA-LINEA DE SUCCION						
	96133443-C	4	O	O	-	-	&N40	1						
	[15]	(E)CLAMP-HOSE (D)KLAMMER,SCHLAUCH						(F)PINCE-TUYAU (S)ABRAZADERA-MANGUERA						
	96133861	4	O	O	-	-	&N40	1			21.5			
	[16]	(E)RESERVOIR-POWER STRG OIL (D)BEHÄLTER,ÖL						(F)RESERVOIR-HUILE (S)RESERVA-ACEITE						
	96133761	4	O	O	-	-	&N40	1						
	[17]	(E)CAP-OIL RESERVOIR (D)DECKEL,ÖL-BEHÄLTER						(F)CHAPEAU-RESERVOIR D'HUILE (S)TAPA-RESERVA DE ACEITE						
	948205	4	O	O	-	-	&N40	1						
	[18]	(E)SEAL-OIL RESERVOIR (D)DICHTUNG,ÖL-BEHÄLTER						(F)JOINT-RESERVOIR D'HUILE (S)SELLO-RESERVA DE ACEITE						
	948240	4	O	O	-	-	&N40	1						
	[19]	(E)CLAMP-HOSE (D)KLAMMER,SCHLAUCH						(F)PINCE-TUYAU (S)ABRAZADERA-MANGUERA						
	11088301	4	O	O	-	-	&N40	2			12-20			
	[20]	(E)MOUNTING CLIP (D)KLEMME						(F)ATTACHE (S)GRAPA						
	96176239	4	O	O	-	-	&N40	1						
	[23]	(E)PIPE-RETURN FLOW (D)ROHR,RÜCK-FLUß						(F)TUYAU-RETOUR ECOULEMENT (S)TUBERIA-FLUJO DE REGRESO						
	96159227	4	O	O	-	-	&N40	1						
	[24]	(E)HOSE-RETURN FLOW (D)SCHLAUCH,RÜCK-FLUß						(F)TUYAU-RETOUR ECOULEMENT (S)MANGUERA-FLUJO DE RETORNO						
	96133895	4	O	O	-	-	&N40	1						

BDY(BODY)	T/A(TRANSAXLE)	LEVEL(TRIM LEVEL)
4 : 4 DOOR	M : MANUAL T/A A : AUTOMATIC T/A	I : GL II : GLX III : CD18 IV : CD20



KEY NO.		PART NAME												
I T C	PART NO.	M O D E L				O P T I O N	L / R	Q T Y	E F F E C T I V E D A T E		R E M A R K S	P / C O D E		
		B D Y	T / A	L E V E L					F R O M	T O				
				I	II								III	IV
	[01]	(E)PUMP A-HYDRAULIC UNIT (D)PUMPE, HYDRAULIK EINHEIT									(F)POMPE-UNITE HYDRAULIQUE (S)BOMBA-UNIDAD HIDRAULICA			
	96133738	4 - - S S &N40						1	951017					
Y	96225377	4 - - S S &N40						1	951018					
	[02]	(E)PULLEY A-HYDRAULIC PUMP (D)ROLLE, HYDRAULIK PUMPE									(F)POULIE-POMPE HYDRAULIQUE (S)POLEA-BOMBA HIDRAULICA			
	96129588	4 - - S S &N40						1	951017					
N	96225379	4 - - S S &N40						1	951018					
	[03]	(E)SCREW (D)SCHRAUBE									(F)VIS (S)TORNILLO			
	11042712	4 - - S S &N40						3		MBx10				
	[04]	(E)HOSE A-ELASTIC (D)SCHLAUCH, GUMMI									(F)TUYAU-ELASTIQUE (S)MANGUERA-ELASTICO			
	96133714	4 - - S S &N40						1	951017					
N	96228820	4 - - S S &N40						1	951018					
	[05]	(E)HOSE A-SUCTION LINE (D)SCHLAUCH, SAUG-LEITUNG									(F)TUYAU (S)MANGUERA-LINEA DE SUCCION			
	96133715	4 - - S S &N40						1						
	[06]	(E)HOSE-RETURN FLOW (D)SCHLAUCH, RÜCK-FLUß									(F)TUYAU-RETOUR ECOULEMENT (S)MANGUERA-FLUJO DE RETORNO			
	96133716	4 - - S S &N40						1						
	[07]	(E)RESERVOIR A-P/STRG OIL (D)BEHÄLTER, ÖL									(F)RESERVOIR-HUILE (S)RESERVA-ACEITE			
	96133760	4 - - S S &N40						1						
	[08]	(E)CAP-OIL RESERVOIR (D)DECKEL, ÖL-BEHÄLTER									(F)CHAPEAU-RESERVOIR D'HUILE (S)TAPA-RESERVA DE ACEITE			
	948205	4 - - S S &N40						1						
	[09]	(E)SEAL-OIL RESERVOIR (D)DICHTUNG, ÖL-BEHÄLTER									(F)JOINT-RESERVOIR D'HUILE (S)SELLO-RESERVA DE ACEITE			
	948240	4 - - S S &N40						1						
	[10]	(E)BRACKET-OIL RESERVIOR (D)TRÄGER, ÖL-BEHÄLTER									(F)SUPPORT-RESERVOIR D'HUILE (S)SOPORTE-RESERVA DE ACEITE			
	96159645	4 - - S S &N40						1						

BDY(BODY)	T/A(TRANSAXLE)	LEVEL(TRIM LEVEL)
4 : 4 DOOR	M : MANUAL T/A A : AUTOMATIC T/A	I : GL II : GLX III : CD18 IV : CD20

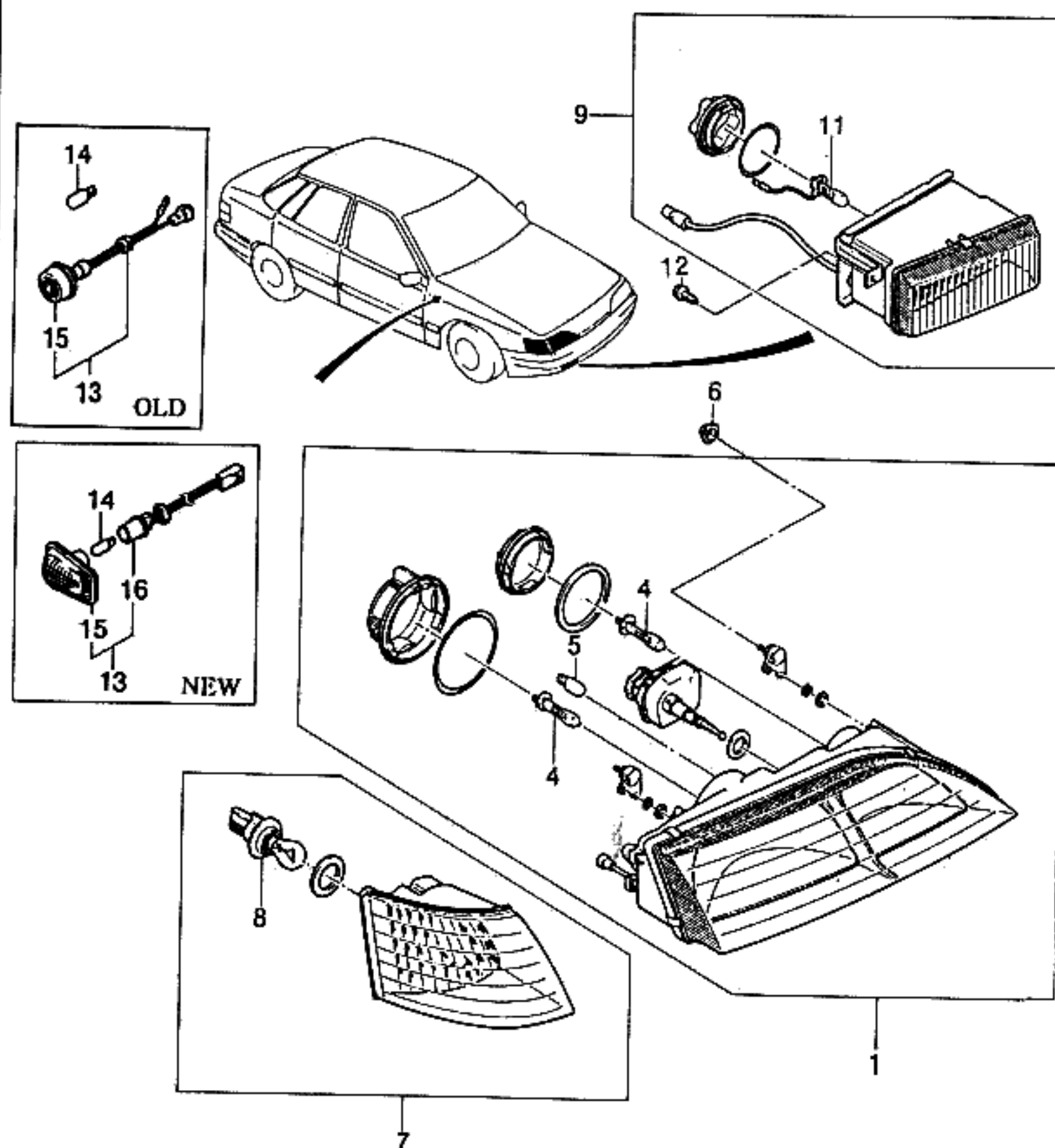


KEY NO.		PART NAME										
I T C	PART NO.	MODEL				OPTION	L / R	Q T Y	EFFECTIVE DATE		REMARKS	P / C O D E
		B D Y	T / A	LEVEL					FROM	TO		
				I	II							
	[11]	(E)NUT						(F)ECROU				
	11086942	(D)MUTTER	4	- - S S	&N40			(S)TUERCA	2		M6	
	[12]	(E)HOSE-RETURN FLOW						(F)TUYAU-RETOUR ECOULEMENT				
	96133717	(D)SCHLAUCH,RÜCK-FLUß	4	- - S S	&N40			(S)MANGUERA-FLUJO DE RETORNO	1			
	[13]	(E)HOSE-RETURN FLOW						(F)TUYAU-RETOUR ECOULEMENT				
	96133718	(D)SCHLAUCH,RÜCK-FLUß	4	- - S S	&N40			(S)MANGUERA-FLUJO DE RETORNO	1			
	[14]	(E)PIPE A-COOLING LOOP						(F)TUYAU				
	96133719	(D)ROHR,KÜHLER KREIS	4	- - S S	&N40			(S)TUBERIA	1	951114		
Y	96217822		4	- - S S	&N40				1	951115		
	[15]	(E)SCREW						(F)VIS				
	11041842	(D)SCHRAUBE	4	- - S S	&N40			(S)TORNILLO	1		4.8x13	
	[16]	(E)SCREW						(F)VIS				
	96115250	(D)SCHRAUBE	4	- - S S	&N40			(S)TORNILLO	1		5.5x16	
	[17]	(E)CLAMP-SPRING						(F)PINC-RESSORT				
	96133860	(D)KLAMMER,FEDERUNG	4	- - S S	&N40			(S)ABRAZADERA-RESORTE	4		17.2	
	[18]	(E)CLAMP-SPRING						(F)PINC-TUYAU				
	96133861	(D)KLAMMER,SCHLAUCH	4	- - S S	&N40			(S)ABRAZADERA-MANGUERA	2		21.5	
	[21]	(E)O RING						(F)JOINT TORIQUE				
	07829923	(D)O RING	4	- - S S	&N40			(S)ANILLO EN O	2			
	[22]	(E)CLIP						(F)ATTACHE				
	96157006	(D)KLEMME	4	- - S S	&N40			(S)GRAPA	1			

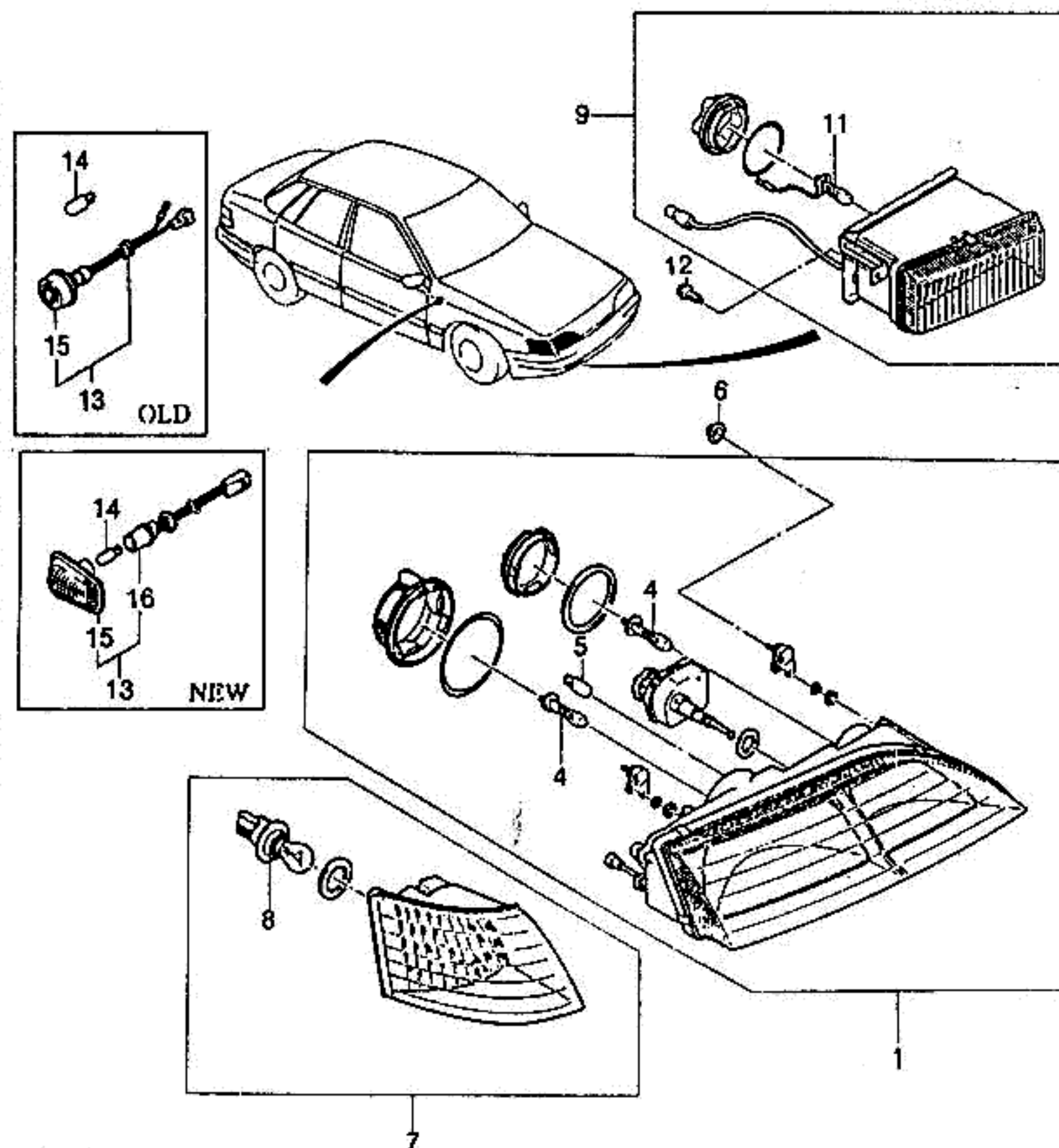
BDY(BODY)	T/A(TRANSAXLE)	LEVEL(TRIM LEVEL)
4 : 4 DOOR	M : MANUAL T/A A : AUTOMATIC T/A	I : GL II : GLX III : CD18 IV : CD20

5**ELECTRICAL EQUIPMENTS**

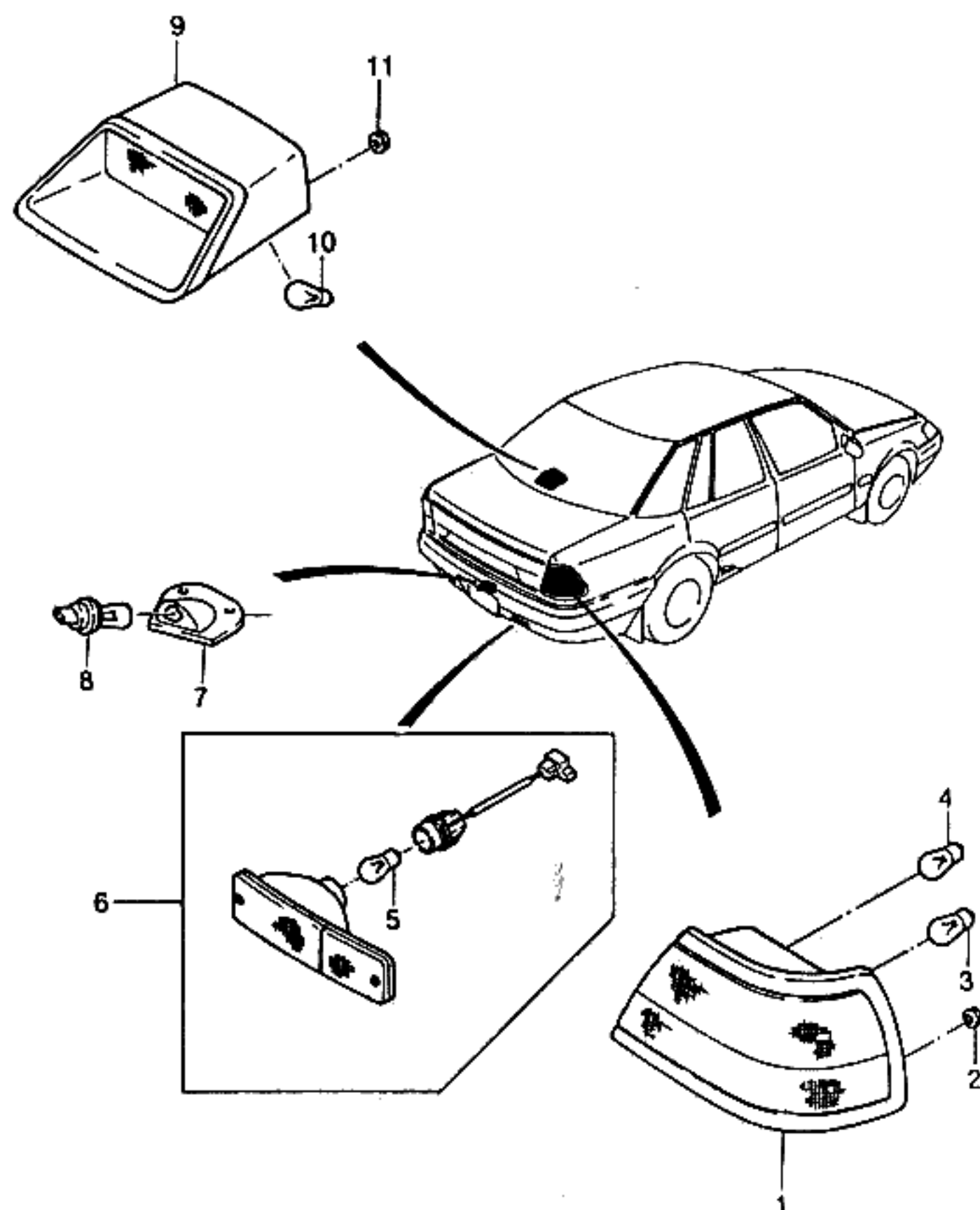
- 5110 FRONT LAMP
- 5140 REAR LAMP
- 5150 REAR APPLIQUE
- 5220 INSTRUMENT PARTS
- 5310 WINDSHIELD WIPER
- 5330 WINDSHIELD WASHER
- 5410 ELECTRICAL PARTS
- 5420 ANTENNA
- 5510 AIR BAG SYSTEM
- 5610 BATTERY
- 5620 FUSE & RELAY
- 5710 WIRING HARNESS



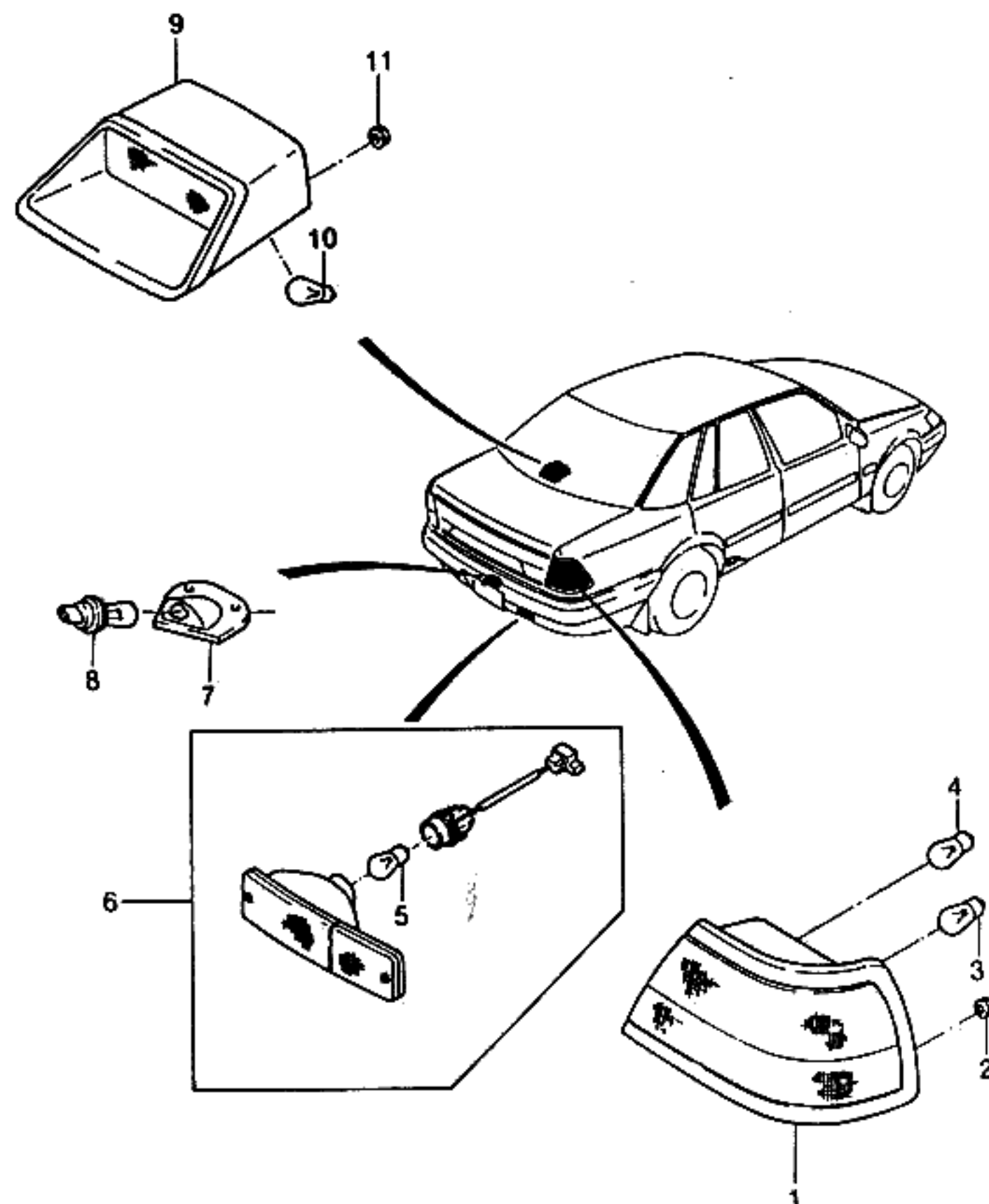
KEY NO.		PART NAME												
I T C	PART NO.	M O D E L				OPTION	L / R	Q T Y	EFFECTIVE DATE		REMARKS	P / C O D E		
		B D Y	T / A	LEVEL					FROM	TO				
				I	II								III	IV
	[01]	(E)LAMP A-HEAD (D)LAMPE,SCHEINWERFER						(F)LAMPE-PHARE (S)LAMPARA-CABECERA						
	96179916	4		S	S	S	S	&TT6-HL4	L	1		HV		
	96179917	4		S	S	S	S	&TT6-HL4	R	1		HV		
	96179918	4		A	A	A	A	&HL4&TT6	L	1		HW		
	96179919	4		A	A	A	A	&HL4&TT6	R	1		HW		
	[04]	(E)BULB (D)BIRNE						(F)AMPOULE (S)BOMBILLA						
	11063919	4		S	S	S	S	&TT6		4	12V-55W			
	[05]	(E)BULB (D)BIRNE						(F)AMPOULE (S)BOMBILLA						
	11079451	4		S	S	S	S	&TT6		2	12V-5W			
	[06]	(E)NUT (D)MUTTER						(F)ECROU (S)TUERCA						
	11063471	4		S	S	S	S			12	M6x18			
	[07]	(E)LAMP-TURN SIGNAL (D)LAMPE,BLINK-SIGNAL						(F)LAMPE (S)LAMPARA-VOLTEAR						
	96186484	4		S	S	S	S		L	1				
	96186485	4		S	S	S	S		R	1				
	[08]	(E)BULB-TURN SIGNAL LAMP (D)BIRNE						(F)AMPOULE (S)BOMBILLA-LAMPARA						
	96121368	4		S	S	S	S			2	12V-21/5W			
	11062779	4		A	A	A	A			2	12V-21W			
	[09]	(E)LAMP-FOG (D)LAMPE,NEBEL						(F)LAMPE (S)LAMPARA-NEBLINA						
	96186479	4		-	S	S	S	&T96	L	1				
	96186480	4		-	S	S	S	&T96	R	1				
	[11]	(E)BULB-FOG LAMP (D)BIRNE						(F)AMPOULE (S)BOMBILLA						
	11063979	4		-	S	S	S	&T96		2	12V-55W			
	11513798	4		-	A	A	A	&T96		2	12V-55W			
	[12]	(E)SCREW (D)SCHRAUBE						(F)VIS (S)TORNILLO						
BDY(BODY)		T/A(TRANSAXLE)						LEVEL(TRIM LEVEL)						
4 : 4 DOOR		M : MANUAL T/A A : AUTOMATIC T/A						I : GL II : GLX III : CD18 IV : CD20						



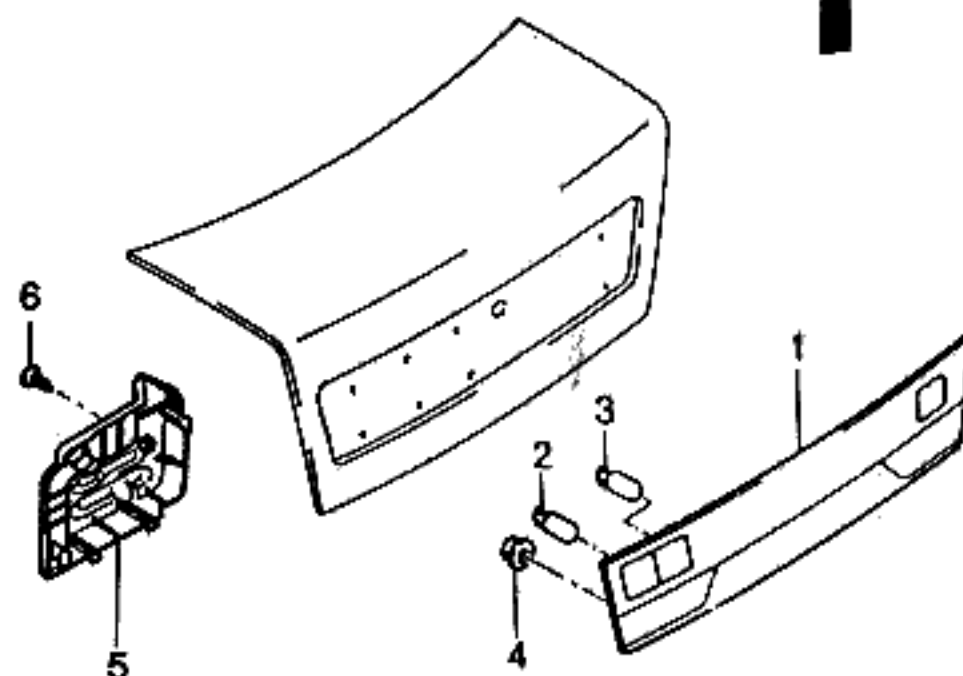

KEY NO.		PART NAME												
I T C	PART NO.	M O D E L				O P T I O N	L / R	Q T Y	EFFECTIVE DATE		R E M A R K S	P / C O D E		
		B D Y	T / A	L E V E L					F R O M	T O				
				I	II								III	IV
	90051622 [13]	4	-	S	S	S	&T96	4						
				(E)LAMP-ADDITIONAL TURN SIGN				(F)LAMPE						
				(D)LAMPE,BLINK-SIGNAL,ZUSATZ				(S)LAMPARA-VOLTEAR,ADICIONAL						
	96186481	4	-	S	S	S	&TS3	2	960103					
	N 96208831	4	-	S	S	S	&TS3	2	960103					
	[14]			(E)BULB				(F)AMPOULE						
				(D)BIRNE				(S)BOMBILLA						
	11079451	4	S	S	S	S	&TS3	2		12V-5W				
	[15]			(E)COVER-ADDITIONAL T/SIGNAL				(F)COUVERCLE						
				(D)DECKLE				(S)CUBIERTA						
	S5110001	4	S	S	S	S	&TS3	2	960103					
	N S5110005	4	S	S	S	S	&TS3	2	960103					
	[16]			(E)HOLDER-BULB				(F)MONTURE						
				(D)BEHÄLTER				(S)RETNEDOR						
	S5110006	4	S	S	S	S		2	960103					
BDY(BODY)		T/A(TRANSAXLE)						LEVEL(TRIM LEVEL)						
4 : 4 DOOR		M : MANUAL T/A A : AUTOMATIC T/A						I : GL II : GLX III : CD18 IV : CD20						



KEY NO.		PART NAME												
I T C	PART NO.	M O D E L						O P T I O N	L / R	Q T Y	EFFECTIVE DATE		REMARKS	P / C O D E
		B D Y	T / A	L E V E L							F R O M	T O		
				I	II	III	IV							
	[01]	(E)LAMP-REAR COMBINATION (D)LAMPE,KOMBINATION,HINTEN									(F)LAMPE-COMBINAISON ARRIERE (S)LAMPARA			
	96136527	4		S	S	S	S	-EEC/XAT/XRA		L	1			
	96136528	4		S	S	S	S	-EEC/XAT/XRA		R	1			
	96185165	4		A	A	A	A	&EEC/XAT/XRA		L	1			CE
	96185166	4		A	A	A	A	&EEC/XAT/XRA		R	1			CE
	[02]	(E)NUT-FLANGE (D)MUTTER,GEFLANSCHT									(F)ECROU-A FLASQUES (S)TUERCA-PESTAÑA			
	5094400030	4		S	S	S	S				8		M5x0.8	
	[03]	(E)BULB (D)BIRNE									(F)AMPOULE (S)BOMBILLA			
	11062779	4		S	S	S	S				2		12V-21W	
	[04]	(E)BULB (D)BIRNE									(F)AMPOULE (S)BOMBILLA			
	11062789	4		S	S	S	S				2		12V-21/5W	
	[05]	(E)BULB (D)BIRNE									(F)AMPOULE (S)BOMBILLA			
	11062779	4		S	S	S	S				2			
	[06]	(E)LAMP-BACK UP (D)LAMPE,RÜCKWÄRTSGANG									(F)LAMPE-PHARE DE RECUL (S)LAMPARA-REVERSA			
	96137176	4		S	S	S	S	-EEC/XAT/XRA		L	1			
	96137177	4		S	S	S	S	-EEC/XAT/XRA		R	1			
	96108557	4		A	A	A	A	&EEC/XAT/XRA		L	1			
	96108558	4		A	A	A	A	&EEC/XAT/XRA		R	1			
	[07]	(E)LAMP A-LICENSE PLATE (D)LAMPE,NUMMERSCHILD									(F)LAMPE (S)LAMPARA-PLACA DE LICENCIA			
	00912116	4		S	S	S	S				1			
	[08]	(E)BULB (D)BIRNE									(F)AMPOULE (S)BOMBILLA			
	09421330	4		S	S	S	S				2			
	[09]	(E)LAMP-HIGH MOUNT STOP (D)LAMPE,BREMSE,HOCHMONTIER									(F)LAMPE (S)LAMPARA			
	96082577	4		A	A	A	A	&T93			1			
BDY(BODY)		T/A(TRANSAXLE)							LEVEL(TRIM LEVEL)					
4 : 4 DOOR		M : MANUAL T/A A : AUTOMATIC T/A							I : GL II : GLX III : CD18 IV : CD20					



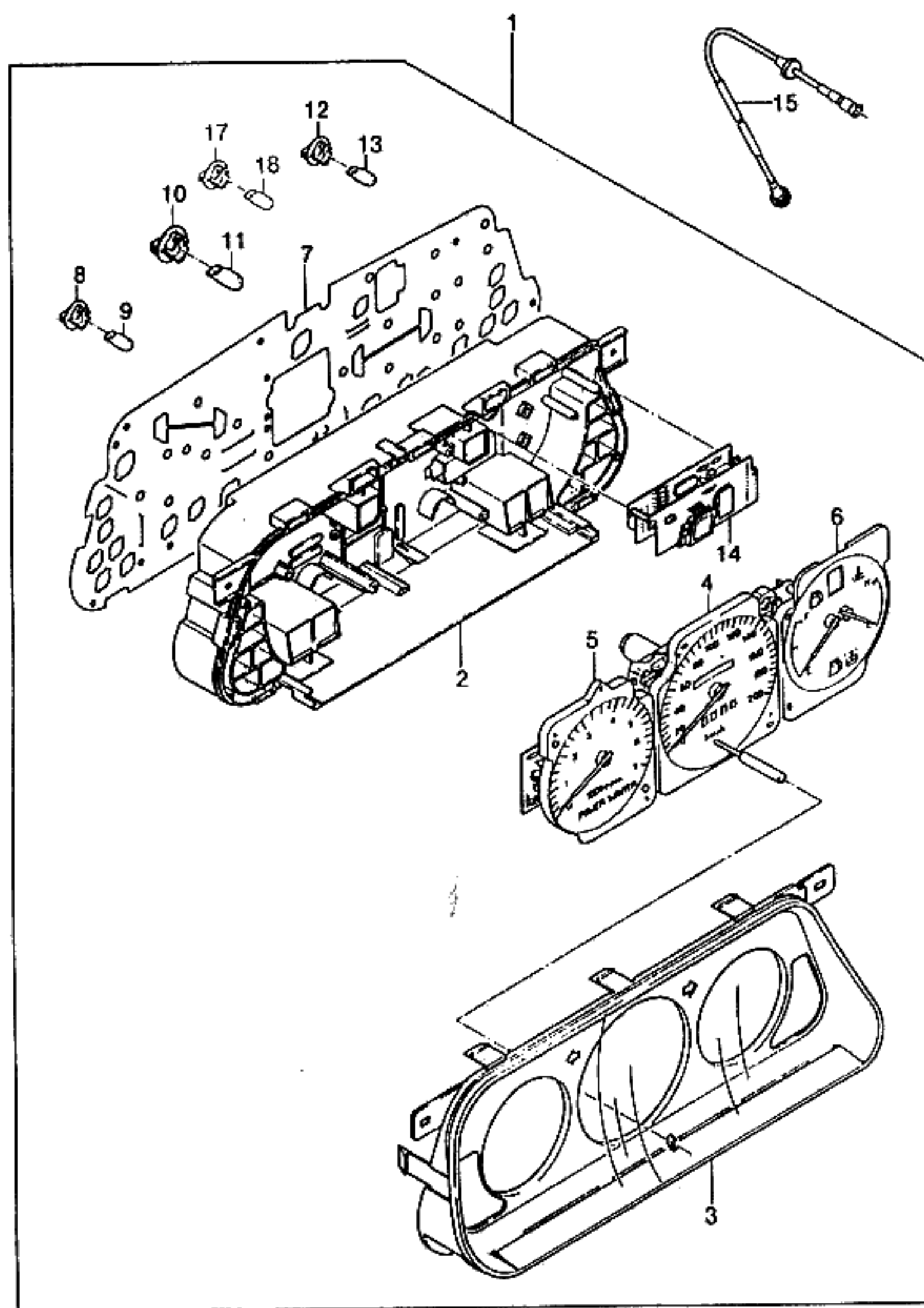
KEY NO.			PART NAME											
I T C	PART NO.	M O D E L				OPTION	L / R	Q T Y	EFFECTIVE DATE		REMARKS	P / C O D E		
		B D Y	T / A	LEVEL					FROM	TO				
				I	II								III	IV
	[10] 09417866	(E)BULB (D)BIRNE 4	A	A	A	A	&T93		(F)AMPOULE (S)BOMBILLA 1		12V-27W			
	[11] 5094400030	(E)NUT-FLANGE (D)MUTTER,GEFLANSCHT 4	A	A	A	A	&T93		(F)ECROU-A FLASQUES (S)TUERCA-PESTANA 2		M5x0.8			
BDY(BODY)		T/A(TRANSAXLE)						LEVEL(TRIM LEVEL)						
4 : 4 DOOR		M : MANUAL T/A A : AUTOMATIC T/A						I : GL II : GLX III : CD18 IV : CD20						



NEW APPLIQUE(P/N.96208791) IS USED ONLY FOR NEW T/LID
(P/N.K96208565) AND OLD APPLIQUE(P/N.96208324) IS USED
ONLY FOR OLD T/LID(P/N.96207861)

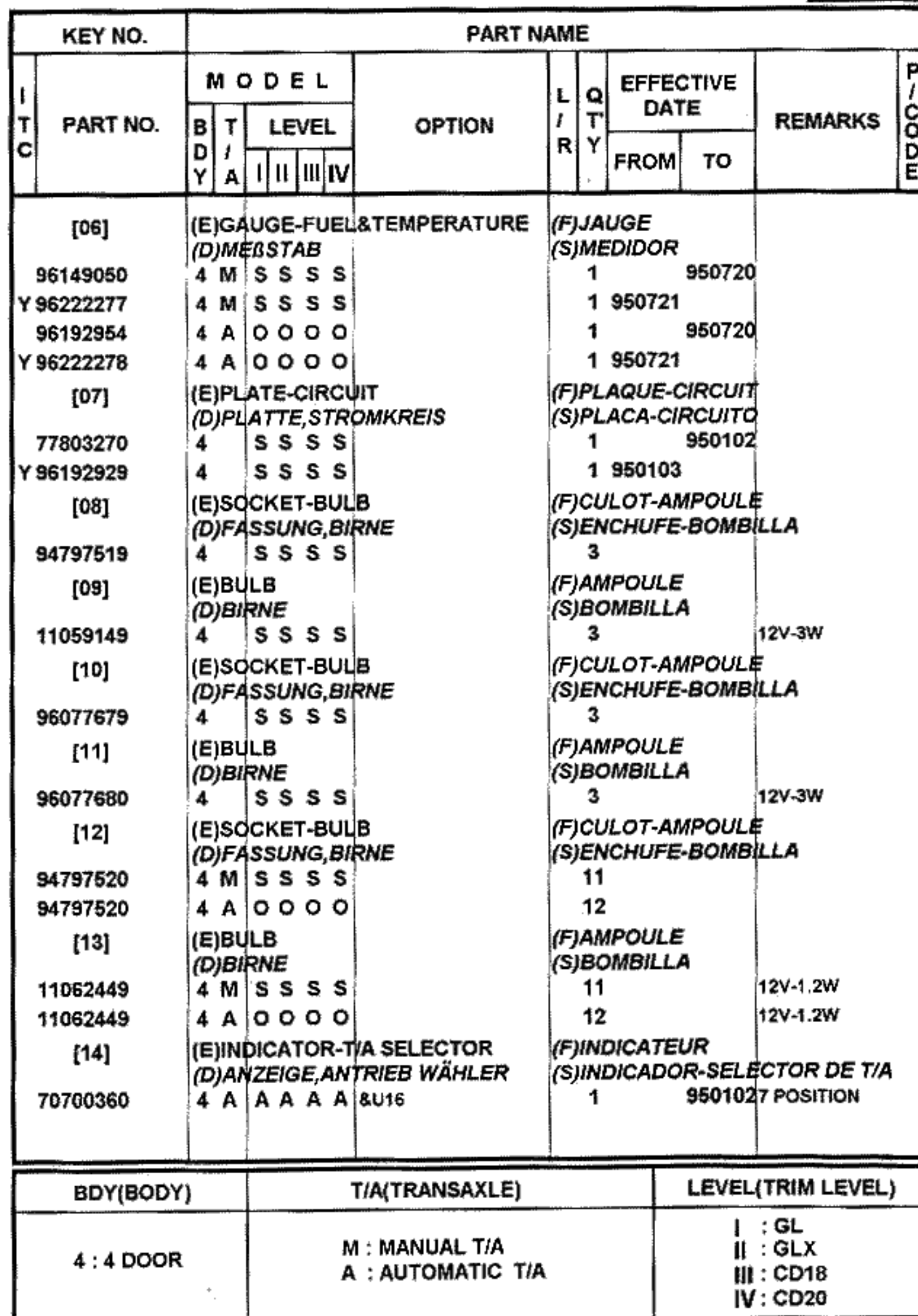
KEY NO.		PART NAME										
I T C	PART NO.	M O D E L				O P T I O N	L / R	Q T Y	E F F E C T I V E D A T E		R E M A R K S	P / C O D E
		B D Y	T / A	L E V E L					F R O M	T O		
				II	III							
	[01] ✓ 96136529-B N 96208792 Y 96222341 96208324 N 96208791 Y 96222340	(E)APPLIQUE-REAR EXTEND LAMP (D)HINTEN-REICHENDE LAMPE	4	S	S	S	-E43	(F)APPLIQUE-LAMPE EXTENSION (S)APLICADO-LAMPARA TRASERA	1	950412	WO/REAR FOG	
			4	S	S	S	&E43		1	950412 951026	WO/REAR FOG	
			4	S	S	S	&E43		1	951027	WO/REAR FOG	
			4	A	A	A	-E43		1	950412	W/REAR FOG	
			4	A	A	A	&E43		1	950412 951026	W/REAR FOG	
			4	A	A	A	&E43		1	951027	W/REAR FOG	
	[02] 11062789	(E)BULB (D)BIRNE	4	S	S	S		(F)AMPOULE (S)BOMBILLA	2		12V-21/5W	
	[03] 11062779	(E)BULB (D)BIRNE	4	S	S	S		(F)AMPOULE (S)BOMBILLA	4		12V-21W	
	[04] 5094400040 N 96222332	(E)NUT-FLANGE (D)MUTTER,GEFLANSCHT	4	S	S	S		(F)ECROU-A FLASQUES (S)TUERCA-PESTANA	11	951114	M6x0.8	
			4	S	S	S			11	951115	M6x0.8	
	[05] 96224032 96224033	(E)COVER-LAMP HOUSING T/LID (D)DECKEL	4	S	S	S		(F)COUVERCLE (S)CUBIERTA	L 1 R 1			
	[06] 90185409	(E)SCREW-BUTTON HEAD (D)SCHRAUBE	4	S	S	S		(F)VIS (S)TORNILLO	2			

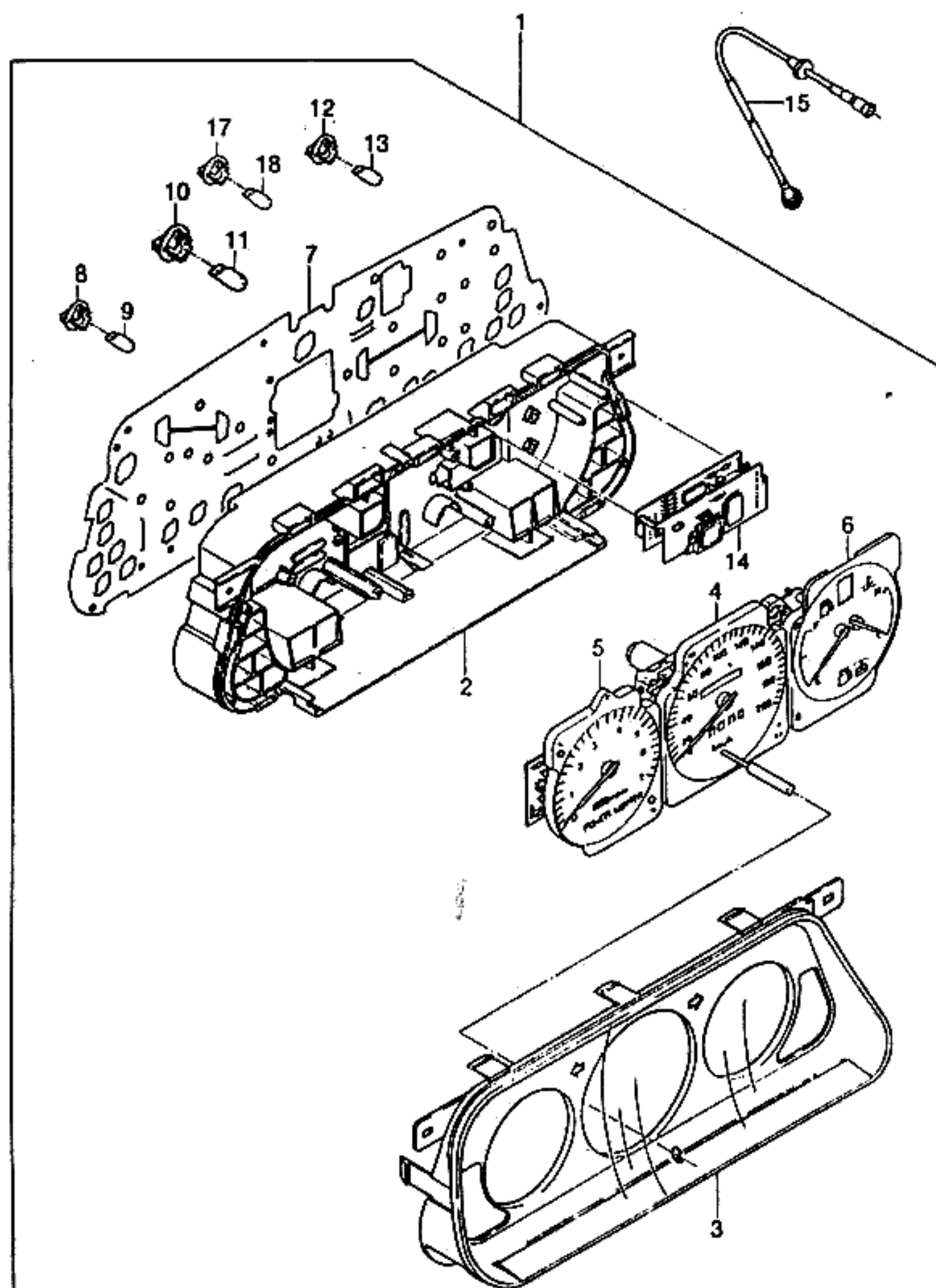
BDY(BODY)	T/A(TRANSAXLE)	LEVEL(TRIM LEVEL)
4 : 4 DOOR	M : MANUAL T/A A : AUTOMATIC T/A	II : GLX III : CD18 IV : CD20



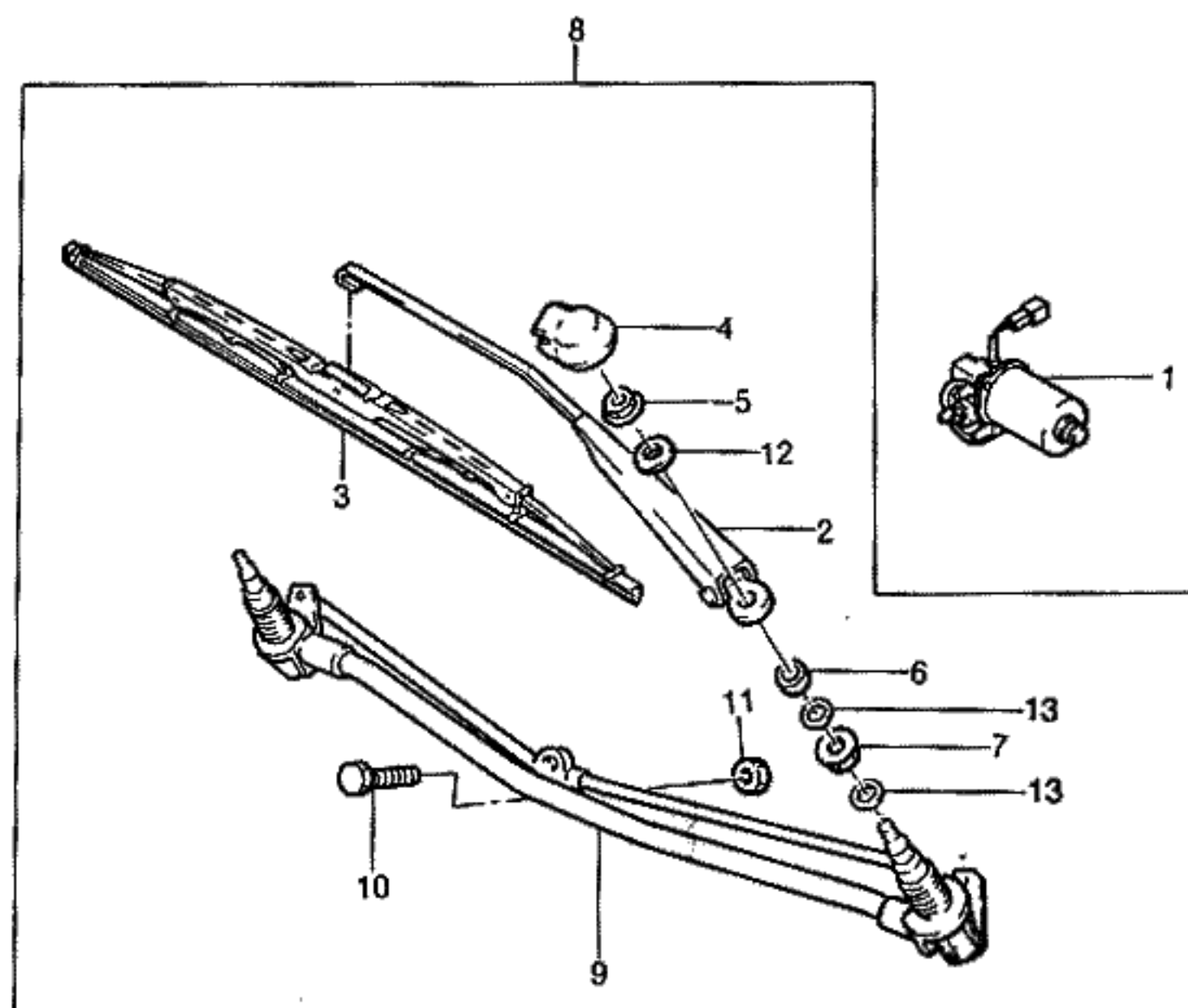
KEY NO.		PART NAME												
I T C	PART NO.	M O D E L				O P T I O N	L / R	Q T Y	EFFECTIVE DATE		R E M A R K S	P / C O D E		
		B D Y	T / A	L E V E L					F R O M	T O				
				I	II								III	IV
	[01]	(E)CLUSTER-INSTRUMENT A (D)INSTRUMENT					(F)TABLEAU DE BORD (S)INSTRUMENTO							
	96192930	4	M	S	S	S	S	-VB4	1	950720		EA		
N	96222279	4	M	S	S	S	S	-VB4	1	950721		DA		
	96192951	4	A	O	O	O	O	&SH6-VB4	1	950720	6 POSITION	EK		
N	96222285	4	A	O	O	O	O	&SH6-VB4	1	950721	6 POSITION	DG		
	96192931	4	A	A	A	A	A	&SH7-VB4	1	950720	7 POSITION	EB		
N	96222280	4	A	A	A	A	A	&SH7-VB4	1	950721	7 POSITION	DB		
	96192933	4	M	A	A	A	A	&VB4	1	950720		ED		
N	96222282	4	M	A	A	A	A	&VB4	1	950721		DD		
	96192952	4	A	A	A	A	A	&SH6&VB4	1	950720	6 POSITION	EL		
N	96222286	4	A	A	A	A	A	&SH6&VB4	1	950721	6 POSITION	DH		
	96192934	4	A	A	A	A	A	&SH7&VB4	1	950720	7 POSITION	EE		
N	96222283	4	A	A	A	A	A	&SH7&VB4	1	950721	7 POSITION	DE		
	[02]	(E)HOUSING-INST PANEL CLUSTE (D)GEHÄUSE					(F)LOGEMENT (S)CARCASA							
	96192928	4		S	S	S	S		1					
	[03]	(E)COVER-INSTRUMENT (D)DECKEL					(F)COUVERCLE (S)CUBIERTA							
	96192926	4		S	S	S	S		1					
	[04]	(E)SPEEDOMETER A (D)GESCHWINDIGKEITSMESSER					(F)COMPTEUR DE VITESSE (S)VELOCIMETRO							
	96149047	4		S	S	S	S	-VB4	1	940526	OPEL TYPE(Km)			
N	96221294	4		S	S	S	S	-VB4	1	940527 950720	STD TYPE(Km)			
O	96222267	4		S	S	S	S	-VB4	1	950721	STD TYPE(Km)			
	96149048	4		A	A	A	A	&VB4	1	940526	OPEL TYPE(Km)			
N	96221295	4		A	A	A	A	&VB4	1	940527 950720	STD TYPE(Km)			
O	96222268	4		A	A	A	A	&VB4	1	950721	STD TYPE(Km)			
	[05]	(E)TACHOMETER A (D)TACHOMETER					(F)TACHYMETRE (S)TACOMETRO							
	96149175	4	M	S	S	S	S		1					
	96192962	4	A	O	O	O	O		1					

BDY(BODY)	T/A(TRANSAXLE)	LEVEL(TRIM LEVEL)
4 : 4 DOOR	M : MANUAL T/A A : AUTOMATIC T/A	I : GL II : GLX III : CD18 IV : CD20



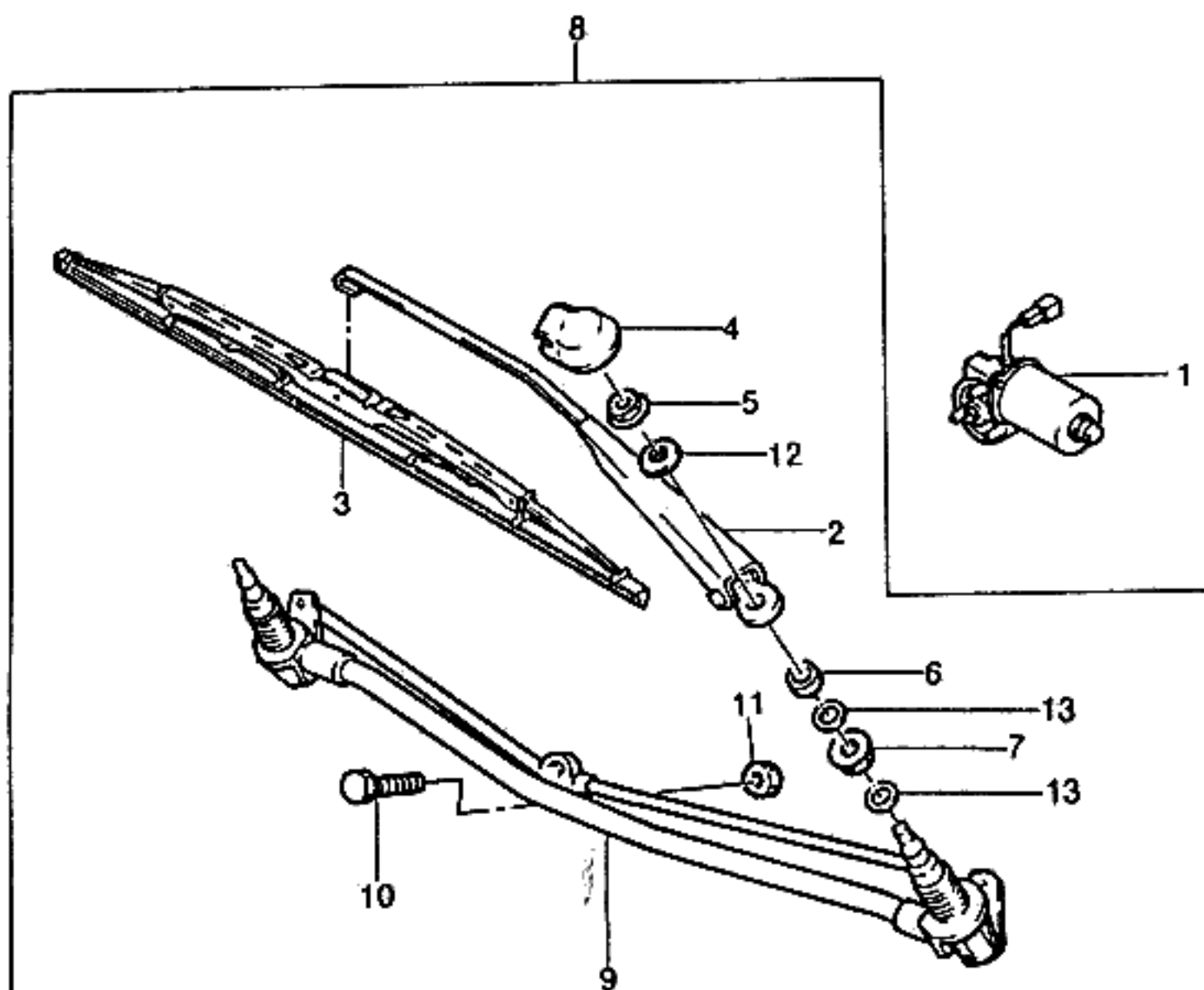


KEY NO.		PART NAME												
I T C	PART NO.	M O D E L						OPTION	L / R	Q T Y	EFFECTIVE DATE		REMARKS	P / C O D E
		B D Y	T / A	LEVEL							FROM	TO		
				I	II	III	IV							
Y	96192927	4	A	A	A	A	A	&U15		1	950103		7 POSITION	
	96192955	4	A	O	O	O	O	&U15		1			6 POSITION	
	[15]	(E)SHAFT-SPEEDOMETER DRIVE							(F)ARBRE					
		(D)SPINDEL							(S)EJE					
	96182122	4	M	S	S	S	S	&U16		1				JA
	96182123	4	A	O	O	O	O	&U16		1				JB
	[17]	(E)SOCKET-BULB							(F)CULOT-AMPOULE					
		(D)FASSUNG,BIRNE							(S)ENCHUFE-BOMBILLA					
	96077679	4		S	S	S	S			1				
	[18]	(E)BULB							(F)AMPOULE					
		(D)BIRNE							(S)BOMBILLA					
	96077680	4		S	S	S	S			1				
BDY(BODY)		T/A(TRANSAXLE)							LEVEL(TRIM LEVEL)					
4 : 4 DOOR		M : MANUAL T/A A : AUTOMATIC T/A							I : GL II : GLX III : CD18 IV : CD20					

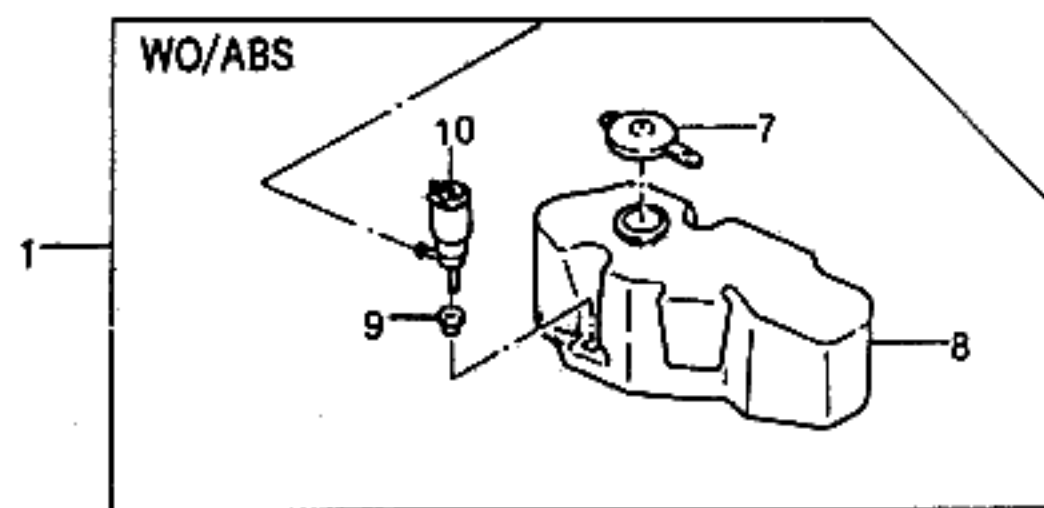
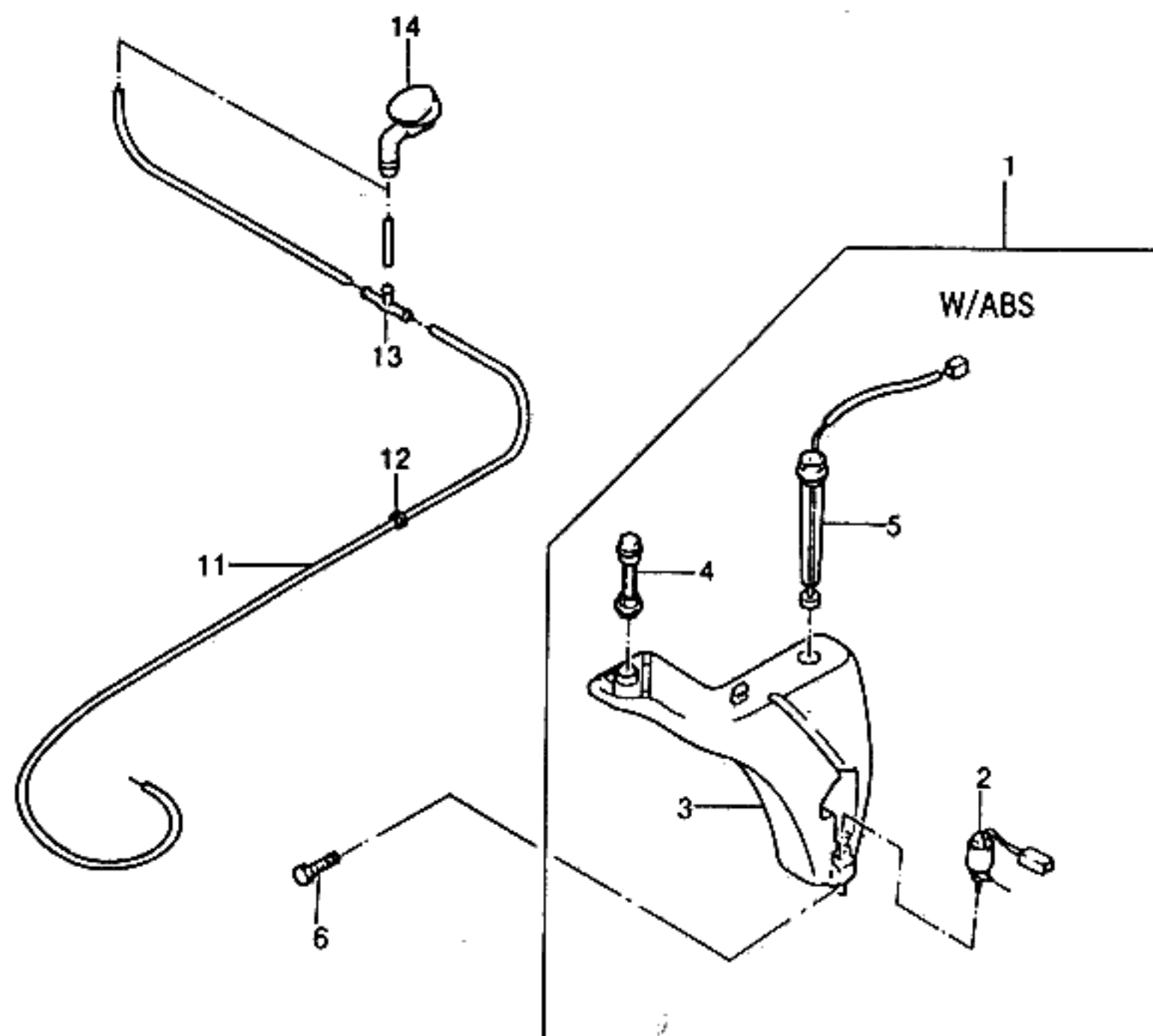


KEY NO.			PART NAME											
I T C	PART NO.	M O D E L						O P T I O N	L / R	Q T Y	E F F E C T I V E D A T E		R E M A R K S	P / C O D E
		B D Y	T / A	L E V E L							F R O M	T O		
				I	II	III	IV							
	[01]	(E)MOTOR-WIPER (D)MOTOR,SCHEIBENWISCHER							(F)MOTEUR (S)MOTOR-LIMPIAPARABRISAS					
	96100626	4 S S S S							1			12V-3W		
	[02]	(E)ARM-WIPER (D)ARM,SCHEIBENWISCHER							(F)BRAS-ESSUIE-GLACE (S)BRAZO-LIMPIAPARABRISAS					
	96185615	4 S S S S							L 1					
	96185616	4 S S S S							R 1					
	[03]	(E)BLADE-WIPER (D)SCHEIBENWISCHERGUMMI							(F)BALAI D'ESSUIE-GLACE (S)(S)ESCOBILLA					
	96132997	4 S S S S							2					
	[04]	(E)CAP-WIPER ARM (D)DECKEL,SCHEIBENWISCHER							(F)CHAPEAU (S)TAPA-LIMPIAPARABRISAS					
	96185619	4 S S S S							2					
	[05]	(E)NUT (D)MUTTER							(F)ECROU (S)TUERCA					
	11042153	4 S S S S							2			M8		
	[06]	(E)NUT (D)MUTTER							(F)ECROU (S)TUERCA					
	03446768	4 S S S S							2		950123	M18x1		
Y	96186921	4 S S S S							2	950124		M18x1		
	[07]	(E)GROMMET-WIPER UNIT (D)ÖSE,SCHEIBENWISCHER							(F)VIROLE (S)AISLANTE-LIMPIAPARABRISAS					
	96139908	4 S S S S							2					
	[08]	(E)WIPER UNIT A (D)SCHEIBENWISCHER ANLAGE							(F)UNITE ESSUIE-GLACE (S)UNIDAD DE LAVADOR					
	96114266-A	4 S S S S							1		950601	W/MOTOR		
Y	96114266	4 S S S S							1	950602		W/MOTOR		
	[09]	(E)WIPER UNIT (D)VERBINDUNG							(F)ACOUPLEMENT (S)ENLACE					
	96121432	4 S S S S							1			WO/MOTOR		
	[10]	(E)SCREW (D)SCHRAUBE							(F)VIS (S)TORNILLO					
	11043851	4 S S S S							1					

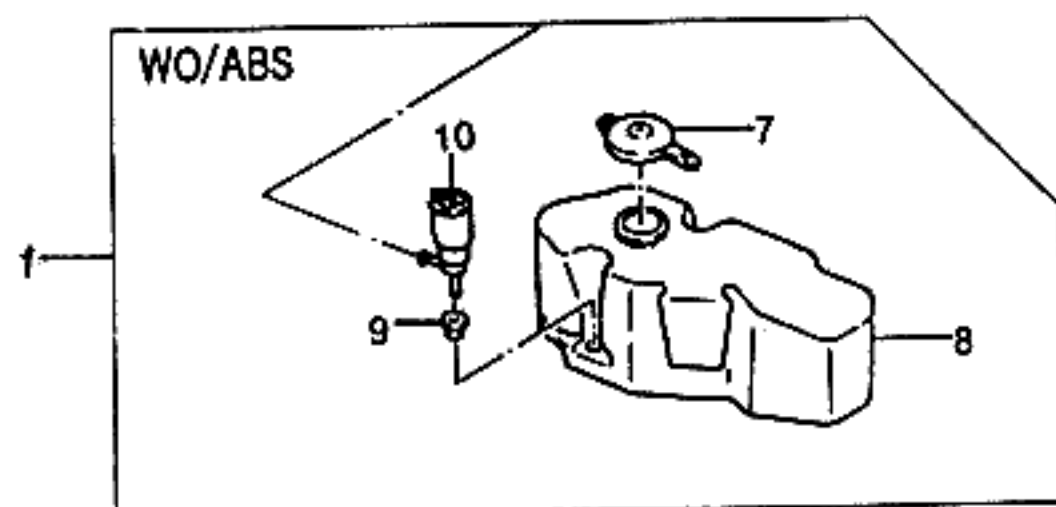
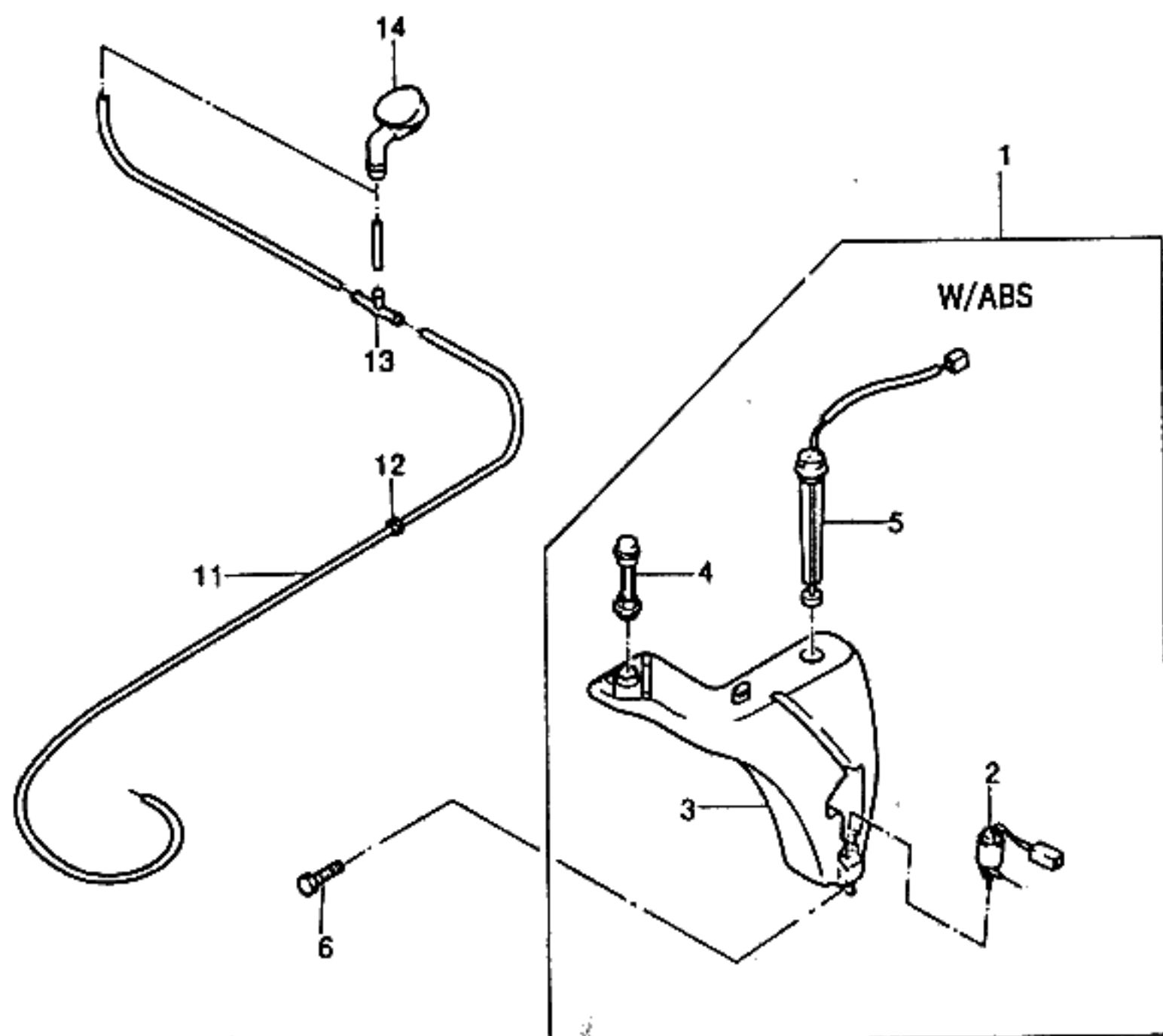
BDY(BODY)	T/A(TRANSAXLE)	LEVEL(TRIM LEVEL)
4 : 4 DOOR	M : MANUAL T/A A : AUTOMATIC T/A	I : GL II : GLX III : CD18 IV : CD20



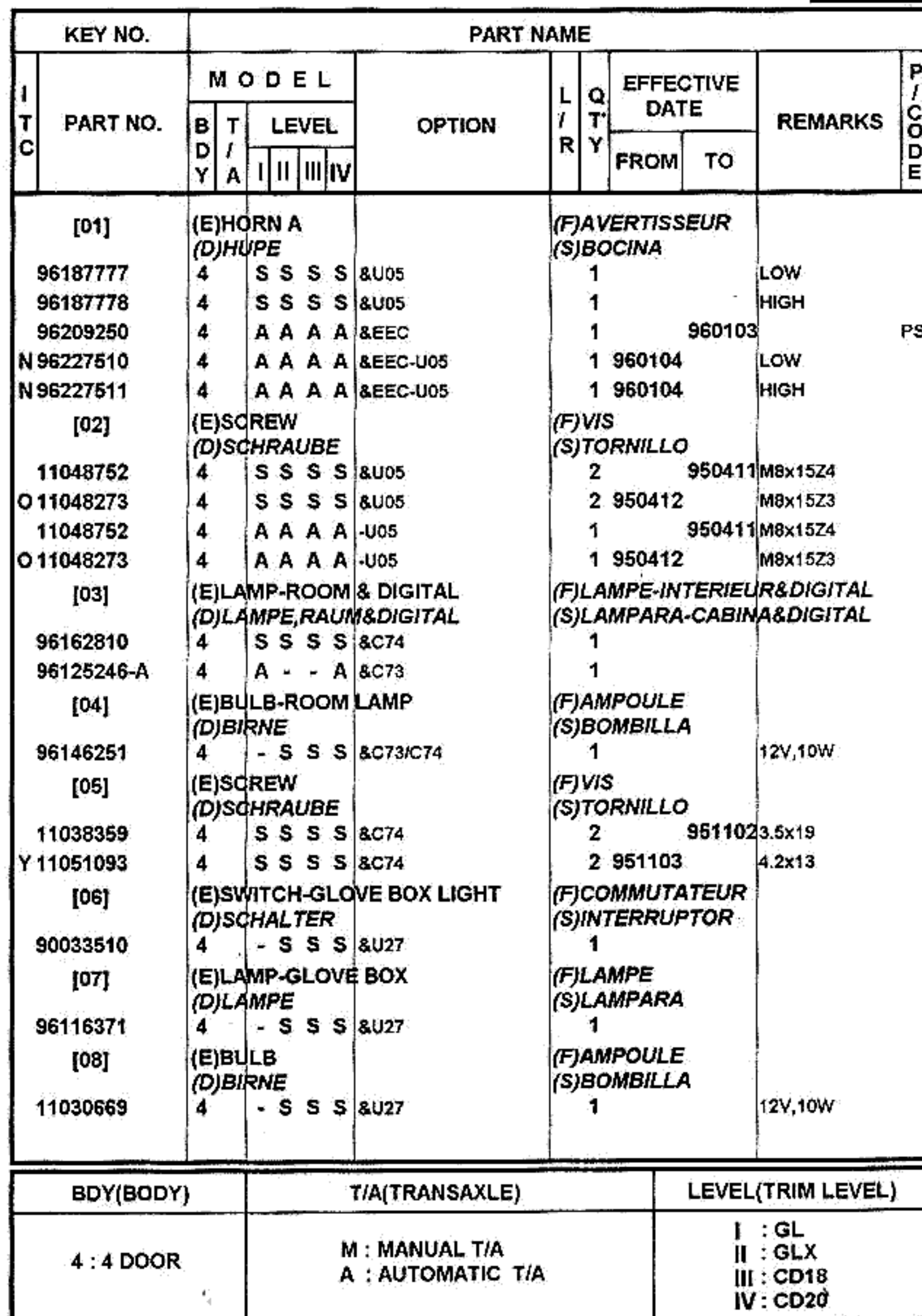
KEY NO.		PART NAME												
I T C	PART NO.	M O D E L				O P T I O N	L / R	Q T Y	E F F E C T I V E D A T E		R E M A R K S	P / C O D E		
		B D Y	T / A	L E V E L					F R O M	T O				
				I	II								III	IV
	[11]	(E)NUT						(F)ECROU						
	03446768	(D)MUTTER	4		S	S	S	S	1	950123				
	Y 96186921		4		S	S	S	S	1	950124				
	[12]	(E)WASHER-TENSION						(F)RONDELLE-TENSION						
	03468056	(D)DICHTUNGSRING, SPANNUNG	4		S	S	S	S	2					
	[13]	(E)DISK						(F)DISQUE						
	90051781	(D)SCHEIBE	4		S	S	S	S	3	950714				
	Y 96215415		4		S	S	S	S	3	950715				
BDY(BODY)		T/A(TRANSAXLE)							LEVEL(TRIM LEVEL)					
4 : 4 DOOR		M : MANUAL T/A A : AUTOMATIC T/A							I : GL II : GLX III : CD18 IV : CD20					

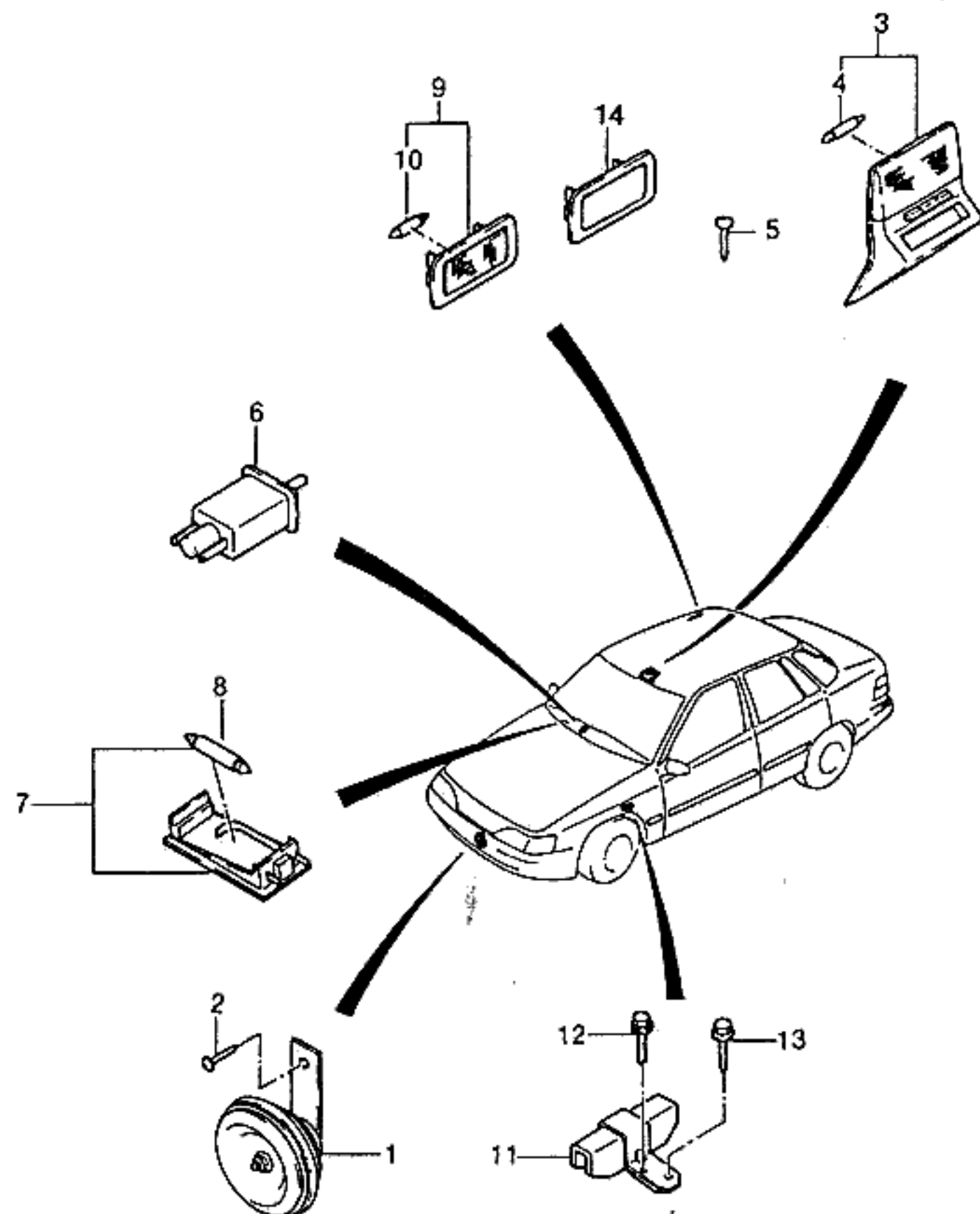


KEY NO.		PART NAME												
I T C	PART NO.	M O D E L				OPTION	L / R	Q T Y	EFFECTIVE DATE		REMARKS	P / C O D E		
		B D Y	T / A	LEVEL					FROM	TO				
				I	II								III	IV
	[01]	(E)RESERVOIR A (D)BEHÄLTER						(F)RESERVOIR (S)RESERVA						
	90244910	4		S	S	S	S	-JL9	1			W/PUMP		
	96161778	4		-	O	O	O	&JL9	1	950608		W/PUMP(YEL)		
Y	96161778-A	4		-	O	O	O	&JL9	1	950609		W/PUMP(BLACK)		
	[02]	(E)PUMP-ELECTRIC WASHER (D)PUMPE,ELEKTRISCHE						(F)POMPE-LAVEUR ELECTRIQUE (S)BOMBA -LIMPIADOR						
	96121163	4		-	O	O	O	&JL9	1					
	[03]	(E)RESERVOIR A (D)BEHÄLTER						(F)RESERVOIR (S)RESERVA						
	96161835	4		-	O	O	O	&JL9	1			WO/PUMP		
	[04]	(E)FUNNEL-RESERVOIR (D)TRICHTER,BEHÄLTER						(F)ENTONNOIR-RESERVOIR (S)RESERVA DE COMBUSTIBLE						
	90191662	4		-	O	O	O	&JL9	1					
	[05]	(E)SENSOR-ELECTRIC WASHER (D)SENSOR,ELEKTRISCHE						(F)DETECTEUR (S)SENSOR-LIMPIADOR						
	96149405	4		-	O	O	O	&JL9	1					
	[06]	(E)SCREW (D)SCHRAUBE						(F)VIS (S)TORNILLO						
	11072641	4		-	O	O	O	&JL9	1			M6.3x16Z2		
	[07]	(E)CAP-RESERVOIR (D)DECKEL,BEHÄLTER						(F)CHAPEAU-RESERVOIR (S)TAPA-RESERVA						
	90244914	4		S	S	S	S	-JL9	1					
	[08]	(E)RESERVOIR (D)BEHÄLTER						(F)RESERVOIR (S)RESERVA						
	90244911	4		S	S	S	S	-JL9	1			WO/PUMP		
	[09]	(E)SEAL (D)DICHTUNG						(F)JOINT D'ETANCHEITE (S)SELLO						
	90045821	4		S	S	S	S	-JL9	1					
	[10]	(E)PUMP-ELECTRIC WASHER (D)PUMPE,ELEKTRISCHE						(F)POMPE-LAVEUR ELECTRIQUE (S)BOMBA -LIMPIADOR						
	94837719	4		S	S	S	S	-JL9	1					
	[11]	(E)HOSE SET-W/SHIELD WASHER (D)SCHLAUCH-SATZ						(F)JEU TUYAUTERIE-LAVE-GLACE (S)MANGUERA-JUEGO						
BDY(BODY)		T/A(TRANSAXLE)							LEVEL(TRIM LEVEL)					
4 : 4 DOOR		M : MANUAL T/A A : AUTOMATIC T/A							I : GL II : GLX III : CD18 IV : CD20					

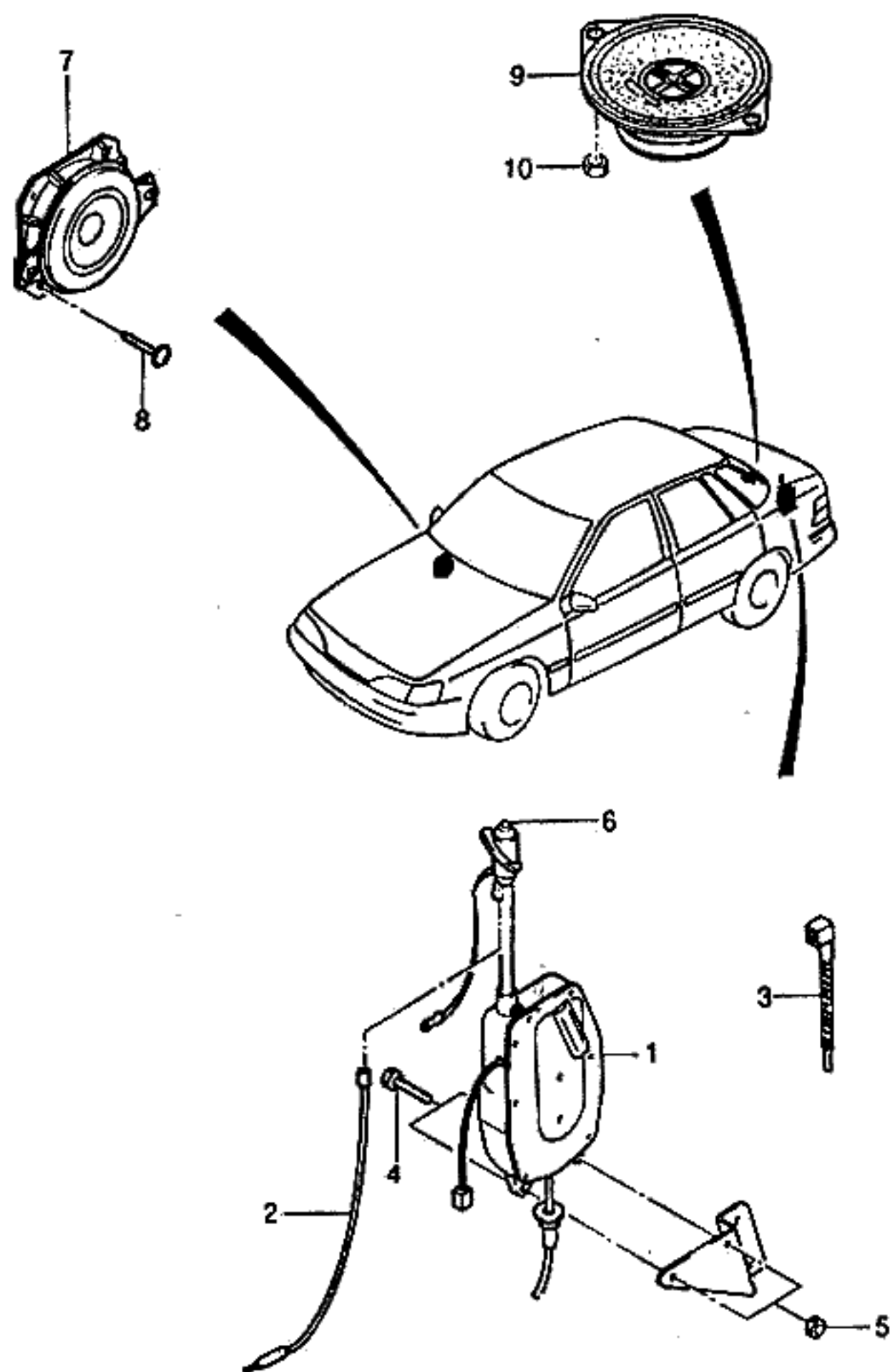


KEY NO.		PART NAME												
I T C	PART NO.	M O D E L				OPTION	L / R	Q T Y	EFFECTIVE DATE		REMARKS	P / C O D E		
		B D Y	T / A	LEVEL					FROM	TO				
				I	II								III	IV
	96124108	4		S	S	S	S	JL9		1				
	96158628	4		-	O	O	O	&JL9		1				
	[12]			(E)GROMMET						(F)VIROLE				
				(D)ÖSE						(S)AISLANTE				
	11052099	4		S	S	S	S			1	8X12X1.6			
	[13]			(E)JUNCTION BLOCK						(F)CONNECTEUR-TUYAU				
				(D)VERBINDUNG,SCHLAUCH						(S)CONECTOR-MANGUERA				
	96121195	4		S	S	S	S			1				
	[14]			(E)NOZZLE-WINDSHIELD WASHER						(F)BEC-LAVE				
				(D)MÜNDUNG,WINDSCHUTZSCHEI						(S)BOQUILLA-LIMPIAPARABRISAS				
	96124789	4		S	S	S	S			2	951213			
	N96115804	4		S	S	S	S			2	951214			
BDY(BODY)		T/A(TRANSAXLE)							LEVEL(TRIM LEVEL)					
4 : 4 DOOR		M : MANUAL T/A A : AUTOMATIC T/A							I : GL II : GLX III : CD18 IV : CD20					

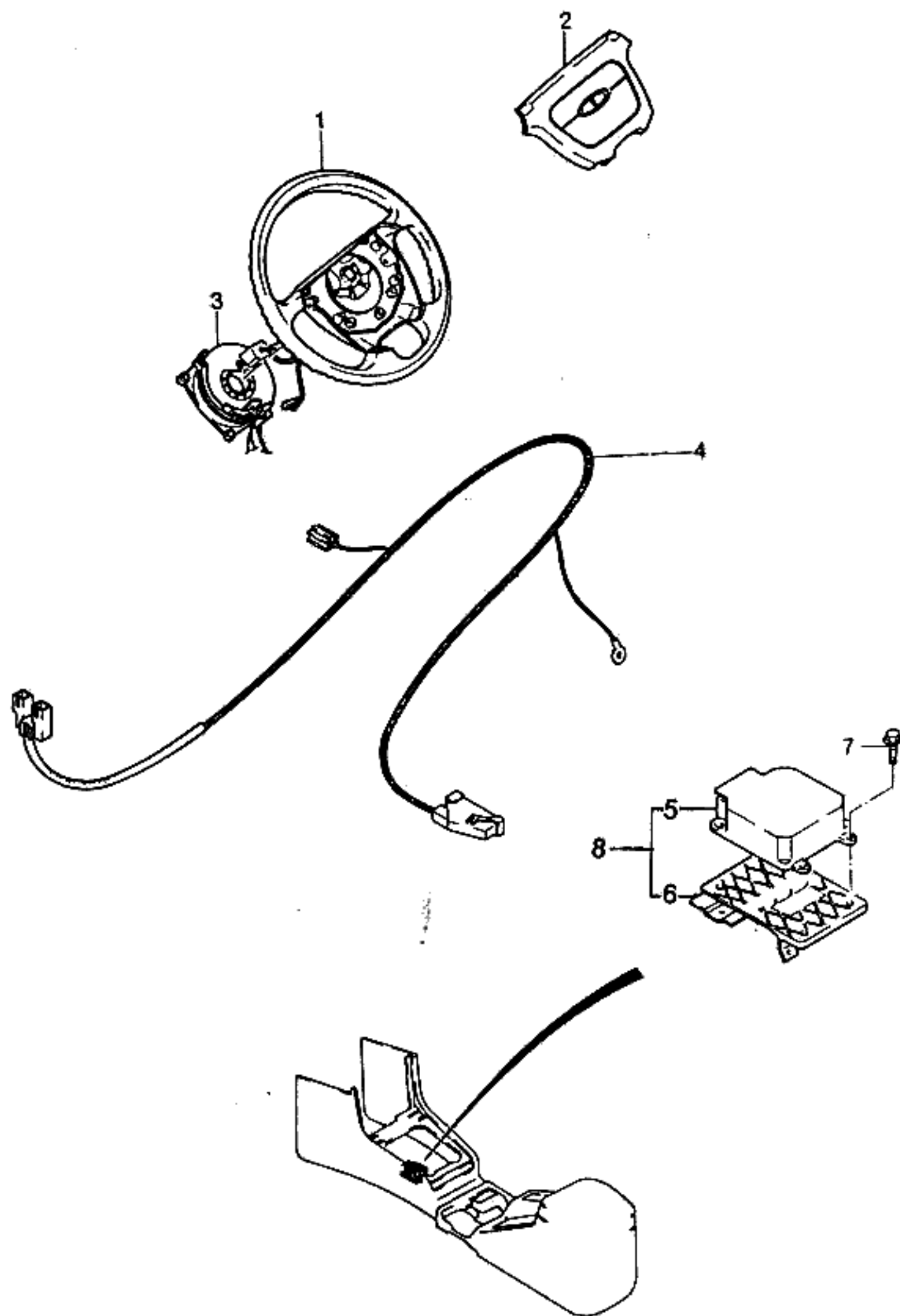




KEY NO.		PART NAME												
I T C	PART NO.	M O D E L				O P T I O N	L / R	Q T Y	E F F E C T I V E D A T E		R E M A R K S	P / C O D E		
		B D Y	T / A	L E V E L					F R O M	T O				
				I	II								III	IV
	[09] 96163621	(E)LAMP-READING,REAR (D)LAMPE,LESE-,HINTEN 4	-	S	S	S	&C87	(F)LAMPE-LECTURE ARRIERE (S)LAMPARA-TRASERA DE LEER 1						
	[10] 96146189	(E)BULB (D)BIRNE 4	-	S	S	S	&C87	(F)AMPOULE (S)BOMBILLA 2			12V,10W FESTOON			
	[11] 90337070	(E)RESISTOR (D)WIDERSTAND 4		O	O	O	O	&C60&REF	(F)RESISTANCE (S)RESISTOR 2					
	[12] 11040761	(E)BOLT (D)SCHRAUBE 4		O	O	O	O	&C60	(F)BOULON (S)PERNO 1		M4x5			
	[13] 11069391	(E)SCREW (D)SCHRAUBE 4		O	O	O	O	&C60	(F)VIS (S)TORNILLO 2		4.2x13Z1			
	[14] 96168894	(E)COVER-READING LAMP BLANK (D)DECKEL 4	S	-	-	-	-C87	(F)COUVERCLE (S)CUBIERTA 2						
BDY(BODY)		T/A(TRANSAXLE)						LEVEL(TRIM LEVEL)						
4 : 4 DOOR		M : MANUAL T/A A : AUTOMATIC T/A						I : GL II : GLX III : CD18 IV : CD20						

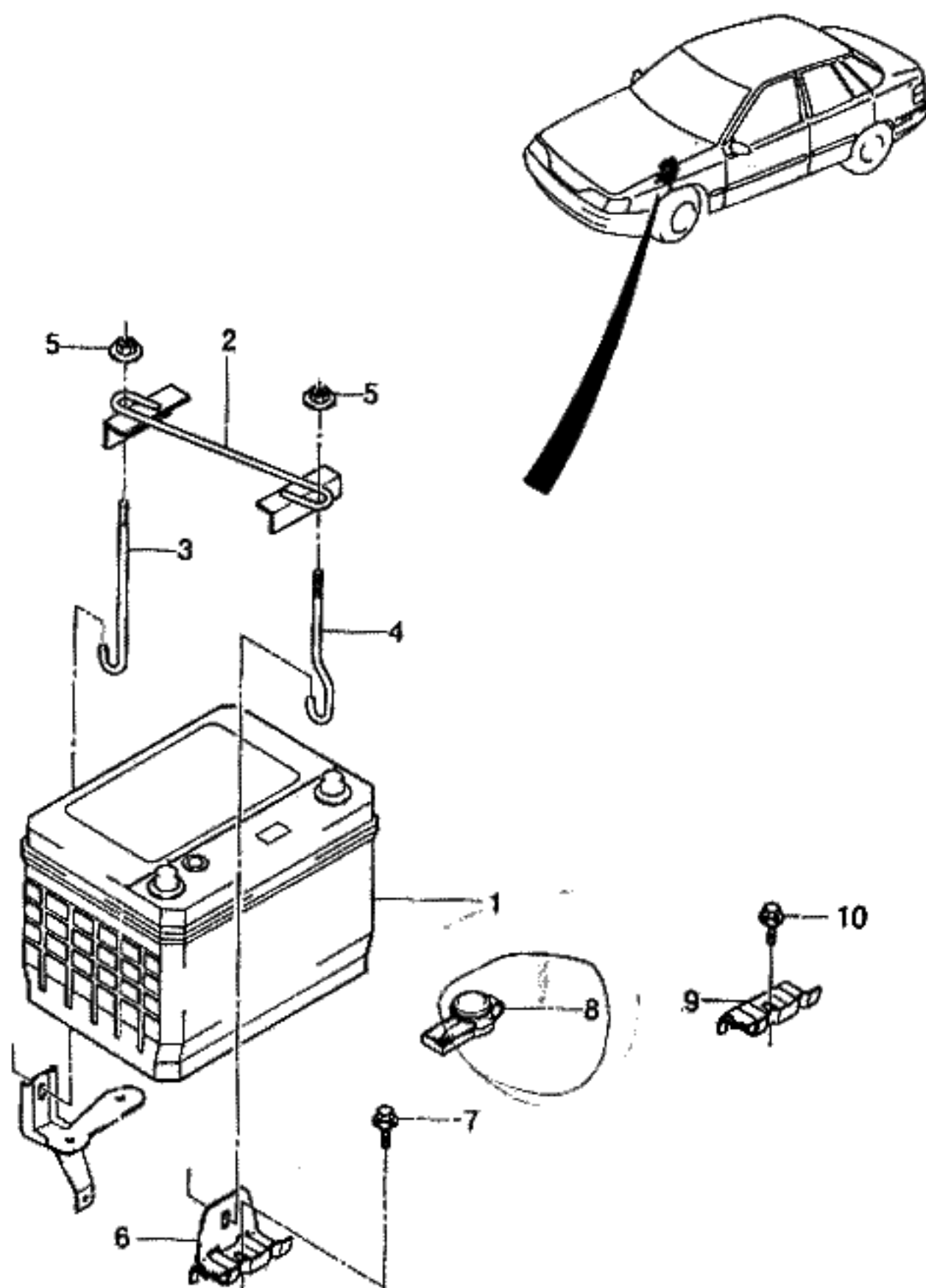


KEY NO.		PART NAME												
I T C	PART NO.	MODEL				OPTION	L / R	Q T Y	EFFECTIVE DATE		REMARKS	P / C O D E		
		B D Y	T / A	LEVEL					FROM	TO				
				I	II								III	IV
	[01]	(E)ANTENNA A,REAR (D)ANTENNE,HINTEN							(F)ANTENNE-ARRIERE (S)ANTENA-TRASERA					
	96179852	4		S	S	S	S	&U75	1	950625		JB		
Y	96223386	4		S	S	S	S	&U75	1	950626		JE		
	96208807	4		-	A	A	A	&U73	1					
	[02]	(E)CABLE-ANTENNA,REAR (D)KABEL,ANTENNE,HINTEN							(F)CABLE-ANTENNE,ARRIERE (S)CABLE-ANTENA,TRASERA					
	96162156	4		S	S	S	S	&U75/U73	1					
	[03]	(E)STRAP-MOUNTING (D)BAND,MONTAGE							(F)BRETELLE-MONTAGE (S)BRIDA-MONTAJE					
	09286974	4		S	S	S	S	&U75 /U73	1					
	[04]	(E)SCREW (D)SCHRAUBE							(F)VIS (S)TORNILLO					
	11041733	4		S	S	S	S	&U75/U73	1		4.2x9.5			
	[05]	(E)NUT (D)MUTTER							(F)ECROU (S)TUERCA					
	11063471	4		S	S	S	S	&U75	2		M6x18			
	[07]	(E)SPEAKER A-FRONT DOOR (D)LAUTSPRECHER,VORDERTÜR							(F)HAUT-PARLEUR-PORTE AVANT (S)ALTAVOZ					
	96210351	4		S	S	S	S		L 1					
	96210352	4		S	S	S	S		R 1					
	[08]	(E)SCREW (D)SCHRAUBE							(F)VIS (S)TORNILLO					
	90185409	4		S	S	S	S		8					
	[09]	(E)SPEAKER A-2WAY,REAR (D)LAUTSPRECHER,2-WEG,HINTEN							(F)HAUT-PARLEUR-2 DIRECTIONS (S)ALTAVOZ					
	96210353	4		S	S	S	S	&U91	2					
	[10]	(E)NUT (D)MUTTER							(F)ECROU (S)TUERCA					
	11076991	4		S	S	S	S	&U91/U92	4		M5x15			
BDY(BODY)		T/A(TRANSAXLE)							LEVEL(TRIM LEVEL)					
4 : 4 DOOR		M : MANUAL T/A A : AUTOMATIC T/A							I : GL II : GLX III : CD18 IV : CD20					




KEY NO.		PART NAME												
I T C	PART NO.	M O D E L				O P T I O N	L / R	Q T Y	E F F E C T I V E D A T E		R E M A R K S	P / C O D E		
		B D Y	T / A	L E V E L					F R O M	T O				
				I	II								III	IV
	[01]	(E)WHEEL-STEERING (D)RAD,LENK							(F)VOLANT DE DIRECTION (S)RUEDA-VOLANTE					
	96205976	4 - O O O &AJ3&N46							1					
	[02]	(E)MODULE-AIR BAG,DRIVER (D)MODUL,AIR BAG,TRIEB							(F)MODULE (S)MODULO-AIR BAG					
	96187126	4 - O O O &AJ3							1					
	[03]	(E)COIL A-CONTACT (D)WICKLUNG,KONTAKT							(F)BOBINE-CONTACT (S)BOBINA-CONTACTO					
	96208076	4 - O O O &AJ3							1					
	[04]	(E)WIRING-AIR BAG (D)VERDRAHTUNG,AIR BAG							(F)CABLAGE (S)INSTALACION ELECTRICA					
	96193432	4 - O O O &AJ3							1					
	[05]	(E)MODULE-SENSOR & DIAGNOSTI (D)MODUL,SENSOR&DIAGNOSTIK							(F)MODULE (S)MODULO					
	96187127	4 - O O O &AJ3							1					
	[06]	(E)BRACKET-AIR BAG MODULE (D)TRÄGER,AIR BAG MODUL							(F)SUPPORT (S)SOPORTE					
	96187129	4 - O O O &AJ3							1	950929				
N	96211555	4 - O O O &AJ3							1	950930				
	[07]	(E)BOLT-TORX (D)SCHRAUBE,TORX							(F)BOULON-TORX (S)PERNO-TORX					
	96187130	4 - O O O &AJ3							7					
	[08]	(E)MODULE A-SENSOR & DIAGNOS (D)MODUL,SENSOR&DIAGNOSTIK							(F)MODULE (S)MODULO					
	96216482	4 - O O O &AJ3							1	950930				

BDY(BODY)	T/A(TRANSAXLE)	LEVEL(TRIM LEVEL)
4 : 4 DOOR	M : MANUAL T/A A : AUTOMATIC T/A	I : GL II : GLX III : CD18 IV : CD20

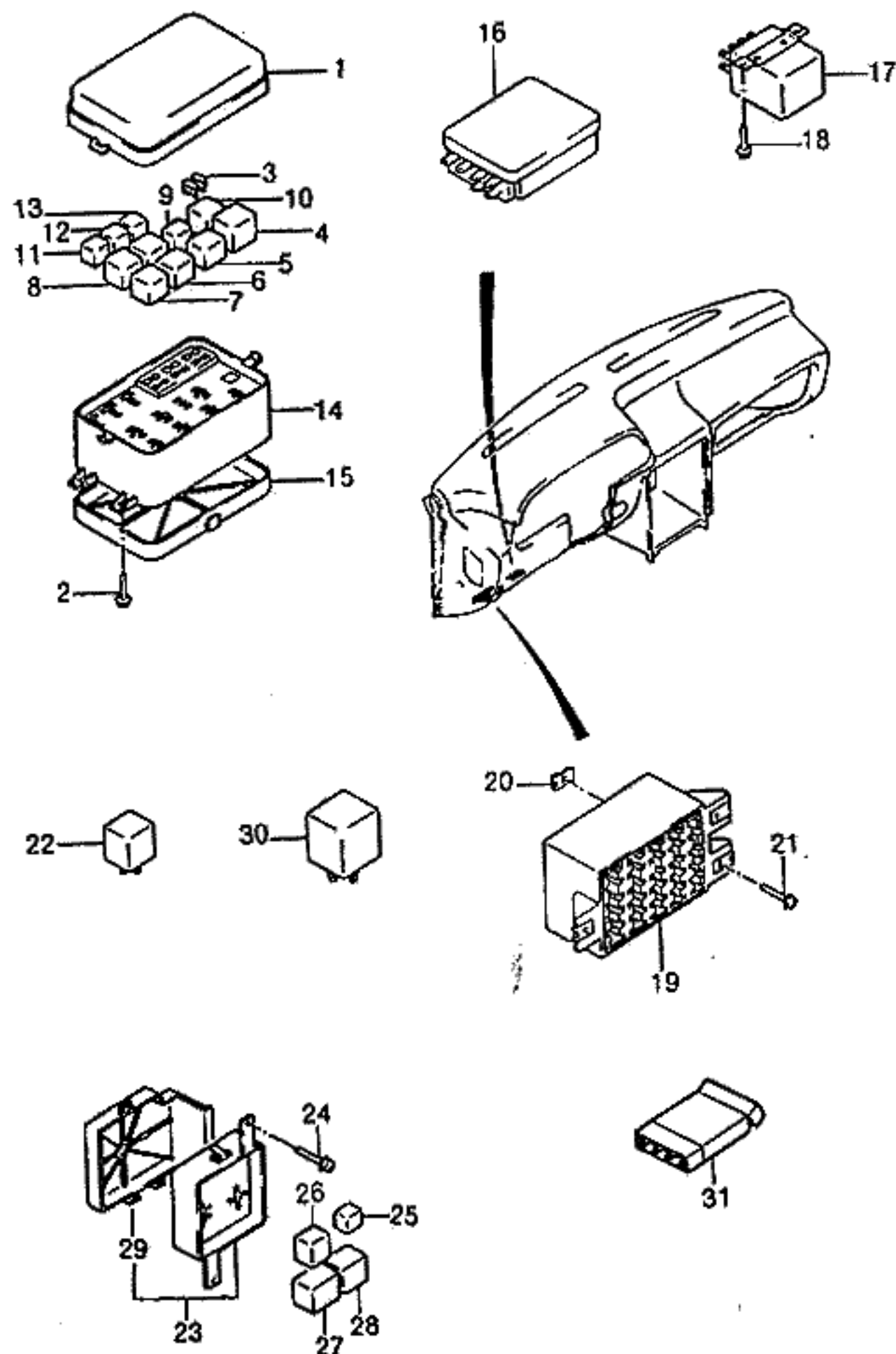


KEY NO.		PART NAME												
I T C	PART NO.	MODEL				OPTION	L / R	Q T Y	EFFECTIVE DATE		REMARKS	P / C O D E		
		B D Y	T / A	LEVEL					FROM	TO				
				I	II								III	IV
	[01]	(E)BATTERY (D)BATTERIE						(F)BATTERIE (S)BATERIA						
	01982037	4	S S S S		&TN6-XPB		1			55AH,550CCA	BC			
	01982289	4	- A - -		&TN6&XPB		1			12V,55AH	BJ			
	[02]	(E)CLAMP A-BAR (D)KLAMMER,STANGE						(F)PINCE-BARRE (S)ABRAZADERA-BARRA						
	96167446	4	A A A A		&EEC		1		950410					
N	96186873	4	A A A A		&XCP/XRU		1		950411					
	[03]	(E)ROD-BATTERY FIX (D)STAB,BATTERIE						(F)TRINGLE-BATTERIE (S)VARILLA-BATERIA						
	96168704	4	A A A A		&EEC		L 1		950410					
	[04]	(E)ROD-BATTERY FIX (D)STAB,BATTERIE						(F)TRINGLE-BATTERIE (S)VARILLA-BATERIA						
	96167448	4	A A A A		&EEC		R 1		950410					
Y	96167448	4	A A A A		&XCP/XRU		R 1		950411					
	[05]	(E)NUT (D)MUTTER						(F)ECROU (S)TUERCA						
	11077801	4	A A A A		&XCP/XRU		2			OPT CR FROM'&EEC'				
	[06]	(E)BRACKET A-BATTERY (D)TRÄGER,BATTERIE						(F)SUPPORT-BATTERIE (S)SOPORTE-BATERIA						
	96167449	4	A A A A		&EEC		1		950410	EXCEPT #4				
N	96220552	4	A A A A		&XCP/XRU		1		950411	INCLUDE #4				
	[07]	(E)SCREW (D)SCHRAUBE						(F)VIS (S)TORNILLO						
	11088361	4	A A A A				1			M8x16				
	[08]	(E)COVER-BATTERY TERMINAL (D)DECKEL,BATTERIE-PFOSTEN						(F)CHAPEAU-POLE DE BATTERIE (S)CUBIERTA						
	96187088	4	S S S S				1			NEGATIVE				
	96187087	4	S S S S				1			POSITIVE				
	[09]	(E)HOLDER-BATTERY (D)BEHÄLTER						(F)MONTURE (S)RETENEDOR						
	90087100	4	S S S S		-XCP/XRU		1							

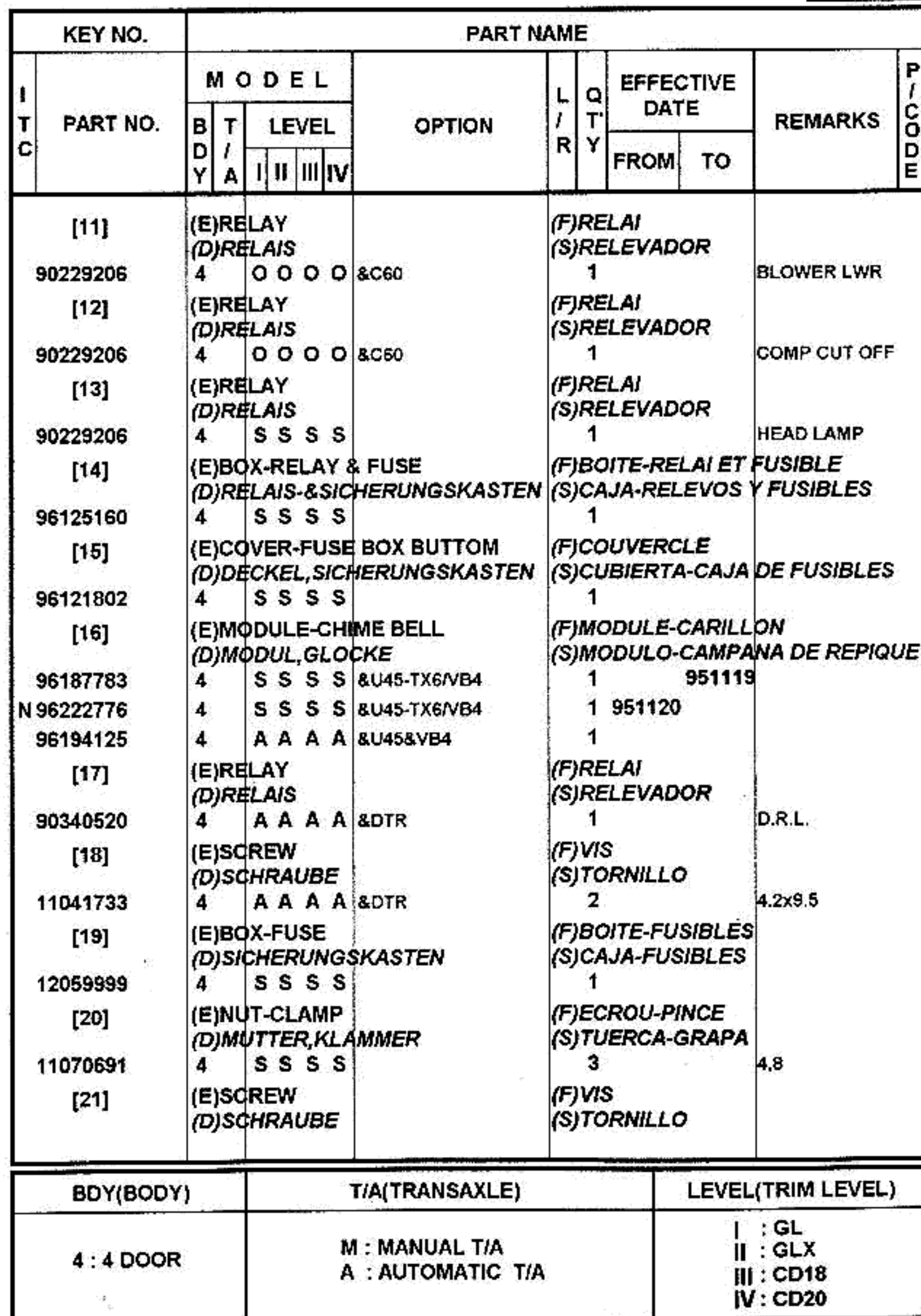
BDY(BODY)	T/A(TRANSAXLE)	LEVEL(TRIM LEVEL)
4 : 4 DOOR	M : MANUAL T/A A : AUTOMATIC T/A	I : GL II : GLX III : CD18 IV : CD20

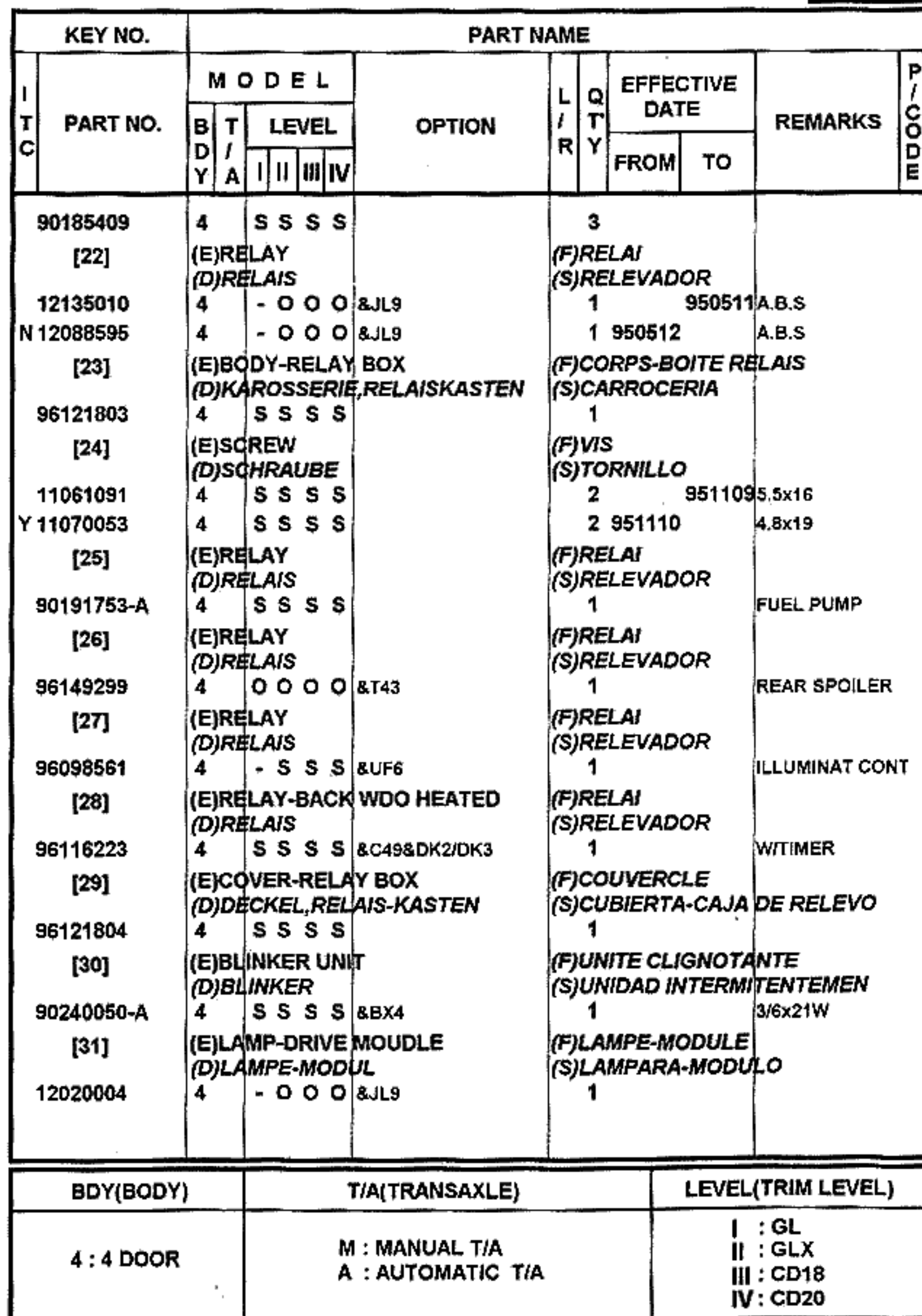


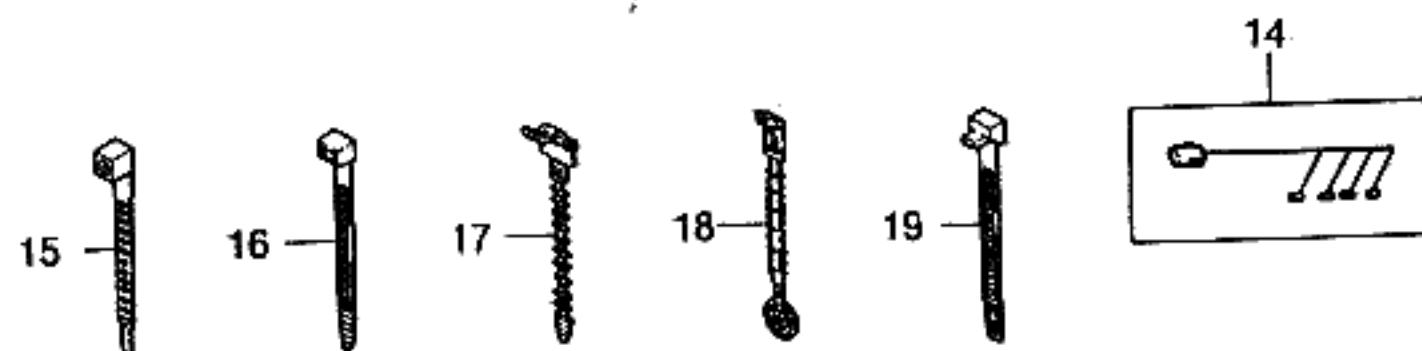
KEY NO.			PART NAME											
I T C	PART NO.	M O D E L				O P T I O N	L / R	Q T Y	E F F E C T I V E D A T E		R E M A R K S	P / C O D E		
		B D Y	T / A	L E V E L					F R O M	T O				
				I	II								III	IV
	[10]	(E)SCREW-HEX HEAD						(F)VIS						
	11059302	(D)SCHRAUBE						(S)TORNILLO						
	N 96222291	4		S	S	S	S	1	950831		M8X22 Z4			
		4		S	S	S	S	1	950901		M8X22 Z4			



KEY NO.		PART NAME												
I T C	PART NO.	MODEL						OPTION	L / R	Q T Y	EFFECTIVE DATE		REMARKS	P / C O D E
		B D Y	T / A	LEVEL							FROM	TO		
				I	II	III	IV							
	[01]	(E)COVER-RELAY & FUSE BOX (D)DECKEL,RELAIS&SICHERUNGS								(F)COUVERCLE (S)CUBIERTA				
	96192731	4		S	S	S	S			1	950221			
	N96215566	4		S	S	S	S			1	950222			
	[02]	(E)SCREW (D)SCHRAUBE								(F)VIS (S)TORNILLO				
	11068521	4		S	S	S	S			3		4.8x19		
	[03]	(E)FUSE (D)SICHERUNG								(F)FUSIBLE (S)FUSIBLE				
	90042031	4		S	S	S	S			A		30A		
	90042033	4		S	S	S	S			A		20A		
	90042035	4		S	S	S	S			A		10A		
	[04]	(E)RELAY (D)RELAIS								(F)RELA (S)RELEVADOR				
	94788146	4		-	S	S	S	&C20		1		WIPER INTERMIT		
	[05]	(E)RELAY (D)RELAIS								(F)RELA (S)RELEVADOR				
	90244312-A	4	A	O	O	O	O			1		PARK & NEUTRAL		
	[06]	(E)RELAY (D)RELAIS								(F)RELA (S)RELEVADOR				
	90244312-A	4		O	O	O	O			1		BLOWER HIGH		
	[07]	(E)RELAY (D)RELAIS								(F)RELA (S)RELEVADOR				
	90057745	4		-	S	S	S	&T96/T98		1	950612	FOG LAMP		
	N90244312-A	4		-	S	S	S	&T96/T98		1	950613	FOG LAMP		
	[08]	(E)RELAY (D)RELAIS								(F)RELA (S)RELEVADOR				
	90244312-A	4		O	O	O	O	&C60		1		AIR CON		
	[09]	(E)RELAY (D)RELAIS								(F)RELA (S)RELEVADOR				
	90229206	4		S	S	S	S			1		HEAD LAMP LOW		
	[10]	(E)RELAY (D)RELAIS								(F)RELA (S)RELEVADOR				
	90244312-A	4		S	S	S	S			1		BLOWER MOTOR		
BDY(BODY)		T/A(TRANSAXLE)							LEVEL(TRIM LEVEL)					
4 : 4 DOOR		M : MANUAL T/A A : AUTOMATIC T/A							I : GL II : GLX III : CD18 IV : CD20					

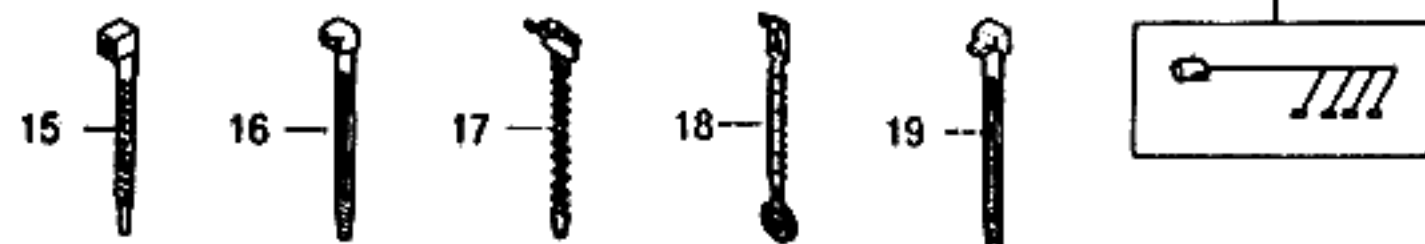
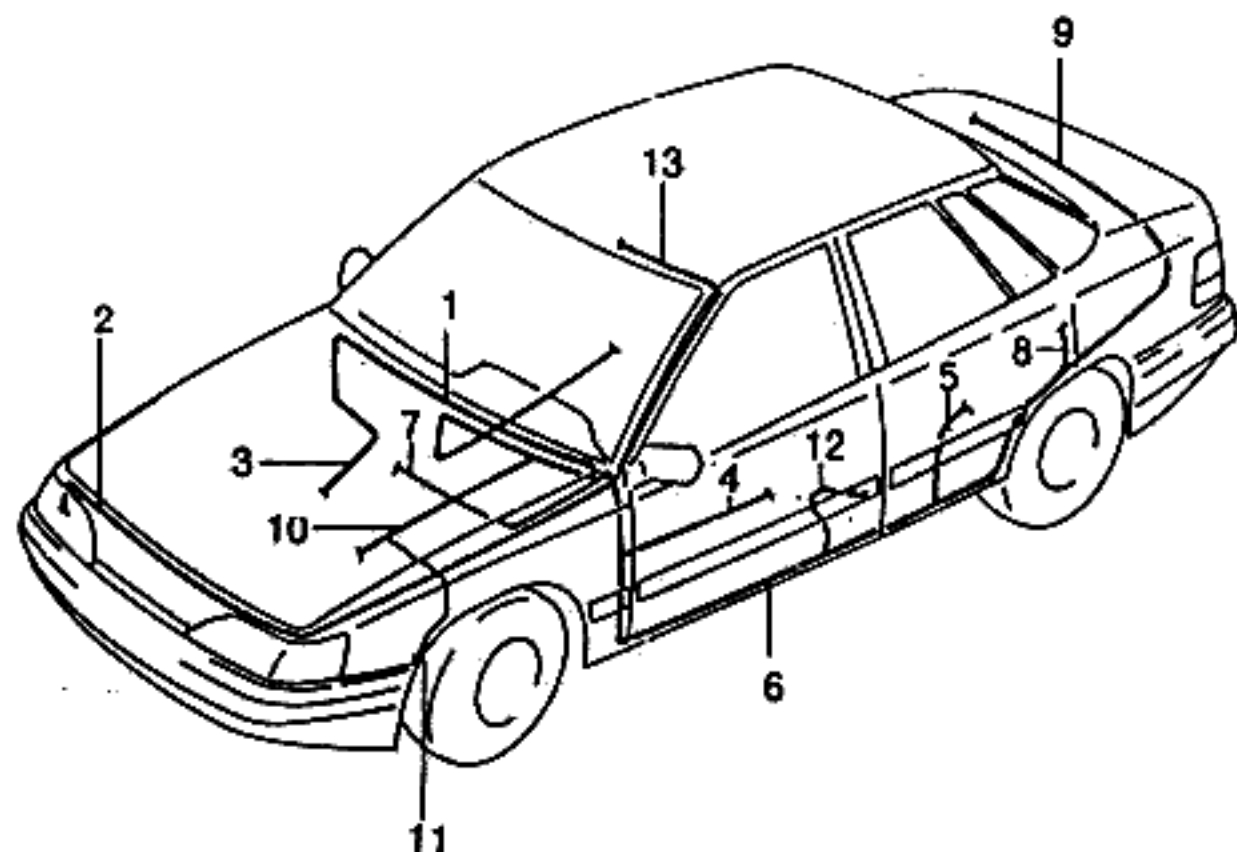






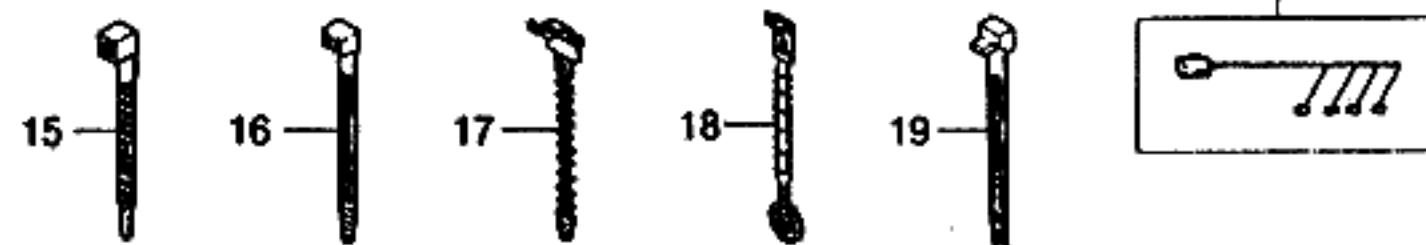
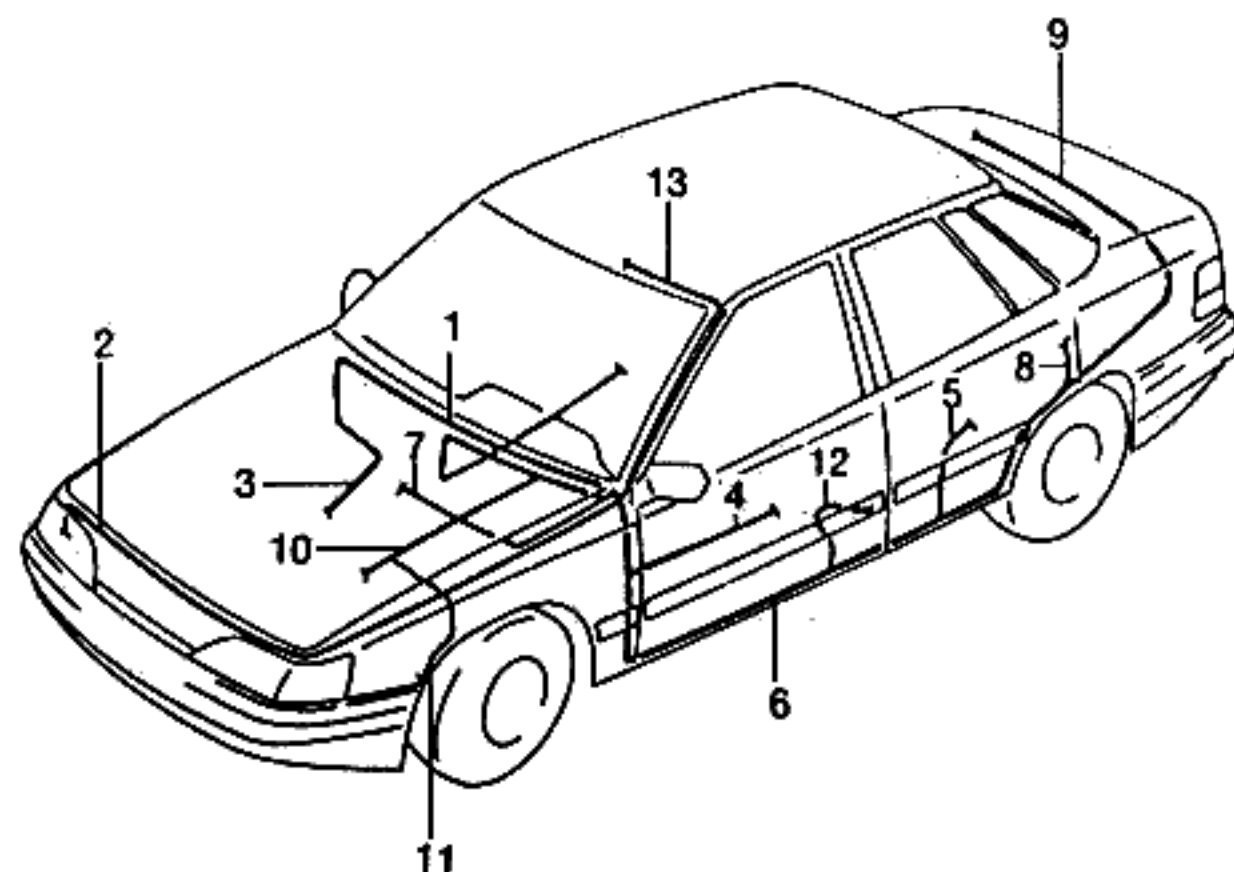
KEY NO.		PART NAME												
I T C	PART NO.	M O D E L				O P T I O N	L / R	Q T Y	E F F E C T I V E D A T E		R E M A R K S	P / C O D E		
		B D Y	T / A	L E V E L					F R O M	T O				
				I	II								III	IV
	[01]	(E)WIRING-INST PANEL						(F)CABLAGE-TABLEAU DE BORD						
		(D)VERDRAHTUNG, INSTRUMENTE						(S)INSTALACION ELECTRICA						
	96209953	4	M	S	-	-	-	&C23&UF8-T98	1	950724		DB		
	96209958	4	M	-	S	S	S	-HL4/T98/UM1/AJ3	1	950219		DH		
	96209962	4	M	-	O	O	O	-HL4/T98/UM1&AJ3	1	950219		DM		
N	96215722	4	M	-	S	S	S	-HL4/T98/UM1	1	950220		FC		
	96215744	4	M	-	-	-	A	&KL9	1	950220		F5		
	96209959	4	M	-	A	A	A	&EFS-AJ3	1	950219	CHILE ONLY	DJ		
	96209963	4	M	-	A	A	A	&EFS&AJ3	1	950219	CHILE ONLY	DP		
N	96215723	4	M	-	A	A	A	&EFS	1	950220	CHILE ONLY	FD		
	96209966	4	M	-	A	A	A	-HL4/UM1/AJ3&T98	1	950219		DS		
	96209967	4	M	-	A	A	A	-HL4/UM1&AJ3&T98	1	950219		DT		
N	96215758	4	M	-	A	A	A	-HL4/UM1&T98	1	950220		GB		
	96211932	4	M	-	-	-	A	&TX6	1	950219		DU		
N	96215565	4	M	-	-	-	A	&TX6	1	950220		GM		
	96209971	4	M	-	A	A	A	&HL4&T98-AJ3/UM1	1	950219		DY		
	96209975	4	M	-	A	A	A	&HL4&T98&AJ3-UM1	1	950219		EC		
N	96215760	4	M	-	A	A	A	&HL4&T98-UM1	1	950220		GD		
	96209978	4	M	-	A	A	A	&HL4&T98&UM1-AJ3	1	950219		EG		
	96209979	4	M	-	A	A	A	&HL4&T98&AJ3&UM1	1	950219		EH		
N	96215560	4	M	-	A	A	A	&HL4&T98&UM1	1	950220		GG		
	96209952	4	A	O	-	-	-	&C23&UF8-T98	1	950724		DA		
	96209956	4	A	-	O	O	O	-HL4/T98/UM1/AJ3	1	950219		DE		
	96209960	4	A	-	O	O	O	-HL4/T98/UM1&AJ3	1	950219		DK		
N	96215720	4	A	-	O	O	O	-HL4/T98/UM1	1	950220		FA		
	96215743	4	A	-	A	A	A	&KL9	1	950220		F3		
N	96209957	4	A	-	A	A	A	&EFS-AJ3	1	950219	CHILE ONLY	DG		
	96209961	4	A	-	A	A	A	&EFS&AJ3	1	950219	CHILE ONLY	DL		
N	96215721	4	A	-	A	A	A	&EFS	1	950220	CHILE ONLY	FB		
	96209964	4	A	-	A	A	A	&T98-AJ3/HL4/UM1	1	950219		DQ		
	96209965	4	A	-	A	A	A	&AJ3&T98-HL4/UM1	1	950219		DR		
N	96215757	4	A	-	A	A	A	&T98-HL4/UM1	1	950220		GA		

BDY(BODY)	T/A(TRANSAXLE)	LEVEL(TRIM LEVEL)
4 : 4 DOOR	M : MANUAL T/A A : AUTOMATIC T/A	I : GL II : GLX III : CD18 IV : CD20

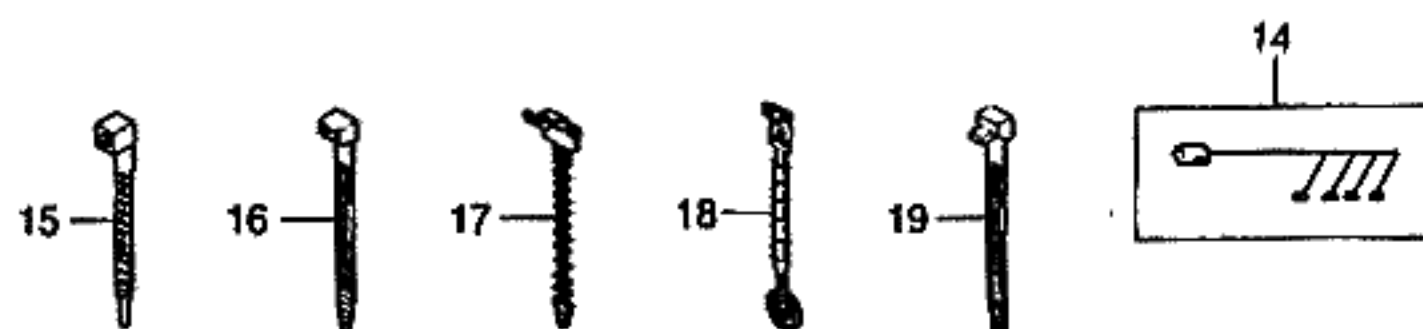


KEY NO.		PART NAME												
I T C	PART NO.	M O D E L				O P T I O N	L / R	Q T Y	E F F E C T I V E D A T E		R E M A R K S	P / C O D E		
		B D Y	T / A	L E V E L					F R O M	T O				
				I	II								III	IV
	96209969	4	A	-	A	A	A	&HL4&T98-AJ3/UM1	1	950219		DW		
	96209973	4	A	-	A	A	A	&HL4&T98&AJ3-UM1	1	950219		EA		
N	96215759	4	A	-	A	A	A	&HL4&T98-UM1	1	950220		GC		
	96209976	4	A	-	A	A	A	&HL4&T98&UM1-AJ3	1	950219		ED		
	96209977	4	A	-	A	A	A	&HL4&T98&AJ3&UM1	1	950219		EE		
N	96215559	4	A	-	A	A	A	&HL4&T98&UM1	1	950220		GE		
	[02]	(E)WIRING-FRONT (D)VERDRAHTUNG,VORNE						(F)CABLAGE-AVANT (S)INSTALACION ELECTRICA						
	96210811	4		S	S	S	S	&U05-AC/HL4	1	950208		ER		
N	96215747	4		S	S	S	S	&U05-AC/HL4	1	950209		E4		
	96209928	4		-	-	-	A	&KL9&AC	1			ED		
	96210810	4		-	-	-	A	&KL9-AC	1			EQ		
	96209932	4		-	A	A	A	&AC&WAC	1			EJ		
	96209929	4		O	O	O	O	&AC&U05-HL4	1	950219		EE		
N	96215745	4		O	O	O	O	&AC&U05-HL4	1	950220		E2		
	96209934	4		A	A	A	A	&AC&HL4-U05	1	950219		EL		
N	96215746	4		A	A	A	A	&AC&HL4-U05	1	950220		E3		
-	96210813	4		A	A	A	A	&HL4-AC/U05	1	950219		ET		
N	96215748	4		A	A	A	A	&HL4-AC/U05	1	950220		E5		
	96210818	4		A	A	A	A	&AC-HL4/U05	1	950219		EW		
N	96215749	4		A	A	A	A	&AC-HL4/U05	1	950220		E6		
	96210820	4		A	A	A	A	-AC-HL4/U05	1	950219		EY		
N	96215760	4		A	A	A	A	-AC-HL4/U05	1	950220		E7		
	96209928	4		A	A	A	A	&AC&EFS	1		CHILE	ED		
	[03]	(E)WIRING-ENGINE (D)VERDRAHTUNG						(F)CABLAGE (S)INSTALACION ELECTRICA						
	96211873	4	M	S	S	-	-		1			FR		
	96193450	4	M	-	-	S	S		1			FD		
	96211872	4	A	O	O	-	-		1			FQ		
	96211874	4	A	-	-	O	O		1			FL		
	96213970	4	A	-	-	-	A	&SH7	1			AA		

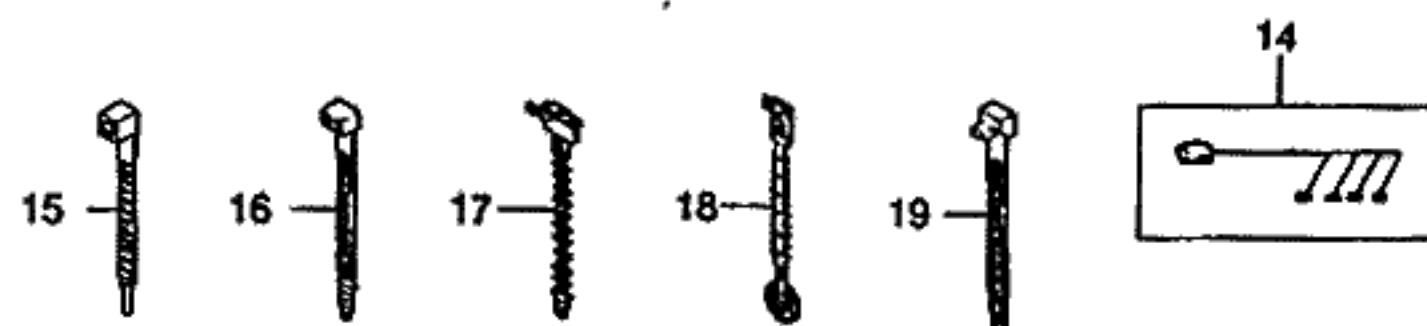
BDY(BODY)	T/A(TRANSAXLE)	LEVEL(TRIM LEVEL)
4 : 4 DOOR	M : MANUAL T/A A : AUTOMATIC T/A	I : GL II : GLX III : CD18 IV : CD20



KEY NO.		PART NAME												
I T C	PART NO.	M O D E L				O P T I O N	L / R	Q T Y	EFFECTIVE DATE		R E M A R K S	P / C O D E		
		B D Y	T / A	L E V E L					F R O M	T O				
				I	II								III	IV
	[04]	(E)WIRING-FRONT DOOR (D)VERDRAHTUNG,VORDERTÜR							(F)CABLAGE-PORTE AVANT (S)INSTALACION ELECTRICA					
	96192093	4	S	-	-	A	&D33/D39	L 1				J7		
	96192092	4	-	S	-	-	&D33/D39	L 1				J6		
	96211863	4	-	-	S	S	&DK2/DK3	L 1	950719			F5		
N	96215762	4	-	-	S	S	&DK2/DK3	L 1	950720			GA		
N	96215763	4	-	S	S	S	&D46/D47	L 1	950720			GB		
	96192095	4	S	-	-	A	&D33/D39	R 1	950705			J1		
N	96215764	4	S	-	-	A	&D33/D39	R 1	950706			GH		
	96192096	4	-	S	-	-	&D33/D39	R 1	950705			J2		
N	96215765	4	-	S	-	-	&D33/D39	R 1	950706			GJ		
	96192097	4	-	-	S	S	&DK2/DK3	R 1	950719			J3		
N	96215768	4	-	-	S	S	&DK2/DK3	R 1	950720			GM		
N	96215766	4	-	S	S	S	&D46/D47	R 1	950720			GK		
	[05]	(E)WIRING-REAR DOOR (D)VERDRAHTUNG,HINTERTÜR							(F)CABLAGE-PORTE ARRIERE (S)INSTALACION ELECTRICA					
	96192725	4	-	S	S	S	&AU3&A31/A33	2				JA		
	[06]	(E)WIRING-REAR BODY (D)VERDRAHTUNG							(F)CABLAGE (S)INSTALACION ELECTRICA					
	96176051	4	S	-	-	-	-C87/T98	1	950724			FW		
	96169550	4	-	S	S	S	&C87-T98	1				FR		
	96193435	4	A	A	A	A	&C87&T98	1				FS		
	96193436	4	A	A	A	A	&T98-C87	1				FT		
	96212715	4	-	-	-	A	&TX6	1				FU		
	[07]	(E)WIRING-INJECTION (D)VERDRAHTUNG							(F)CABLAGE (S)INSTALACION ELECTRICA					
	96210008	4	M	S	S	-	-&NM7	1				AJ		
	96211898	4	A	S	S	-	-&NM7	1				AS		
	96211888	4	M	-	-	S	S&NM7	1	951003			BS		
N	96211891	4	M	-	-	S	S&NM7	1	951004			BW		
	96211890	4	A	-	-	O	-&NM7	1				BU		
	96211893	4	A	-	-	-	O&NM7&SH6	1				BY		
BDY(BODY)		T/A(TRANSAXLE)						LEVEL(TRIM LEVEL)						
4 : 4 DOOR		M : MANUAL T/A A : AUTOMATIC T/A						I : GL II : GLX III : CD18 IV : CD20						



KEY NO.		PART NAME										
I T C	PART NO.	M O D E L				O P T I O N	L / R	Q T Y	EFFECTIVE DATE		R E M A R K S	P / C O D E
		B D Y	T / A	L E V E L					F R O M	T O		
				I	II							
	96210011	4	M	A	A	-	-	&NN6	1			AM
	96211900	4	A	A	A	-	-	&NN6	1			AU
	96210004	4	M	A	A	-	-	&EFS	1			AD
	96211894	4	M	-	-	A	A	&NN6	1			BZ
	96211896	4	A	-	-	A	A	&NN6	1			B3
	96211891	4	M	-	-	-	A	&TX6	1			BW
	96213971	4	A	-	-	-	A	&NM7&SH7	1			CA
	96211894	4	M	-	-	-	A	&KL9	1			BZ
	96211896	4	A	-	-	-	A	&KL9	1			B3
	96211875	4	M	-	-	-	A	&EFS	1			BQ
	96211887	4	A	-	-	-	A	&EFS	1			BR
	[08]	(E)WIRING-TRUNK LID (D)VERDRAHTUNG,KOFFERRAUM							(F)CABLAGE-COFFRE (S)INSTALACION ELECTRICA			
	96138152	4		-	S	S	S	&BX4	1			TA
	96212738	4		-	-	-	A	&TX6	1			TB
	[09]	(E)WIRING-REAR END PANEL (D)VERDRAHTUNG,VERKLEIDUNG							(F)CABLAGE (S)INSTALACION ELECTRICA			
	96115175	4		-	S	S	S		1			
	[10]	(E)WIRING-ABS (D)VERDRAHTUNG,ABS							(F)CABLAGE-ABS (S)INSTALACION ELECTRICA-ABS			
	96186152	4		-	O	O	O	&JL9	1	950510		JA
Y	96185730	4		-	O	O	O	&JL9	1	950511		JR
	[11]	(E)WIRING-SPEED SENSOR,REAR (D)VERDRAHTUNG							(F)CABLAGE (S)INSTALACION ELECTRICA			
	96147022	4		-	O	O	O		2			
	[12]	(E)WIRING-SPEED SENSOR,REAR (D)VERDRAHTUNG							(F)CABLAGE (S)INSTALACION ELECTRICA			
	96160452	4		-	O	O	O	&JL9	L 1			
	96160453	4		-	O	O	O	&JL9	R 1			
	[13]	(E)WIRING-FRONT BODY (D)VERDRAHTUNG							(F)CABLAGE-CARROSSERIE AVANT (S)INSTALACION ELECTRICA			
	96210402	4		S	-	-	-	&A32&U75	1	950724		HB
	96210401	4		-	S	S	S	&A31/A33&U75	1	951109		HA
BDY(BODY)		T/A(TRANSAXLE)							LEVEL(TRIM LEVEL)			
4 : 4 DOOR		M : MANUAL T/A A : AUTOMATIC T/A							I : GL II : GLX III : CD18 IV : CD20			



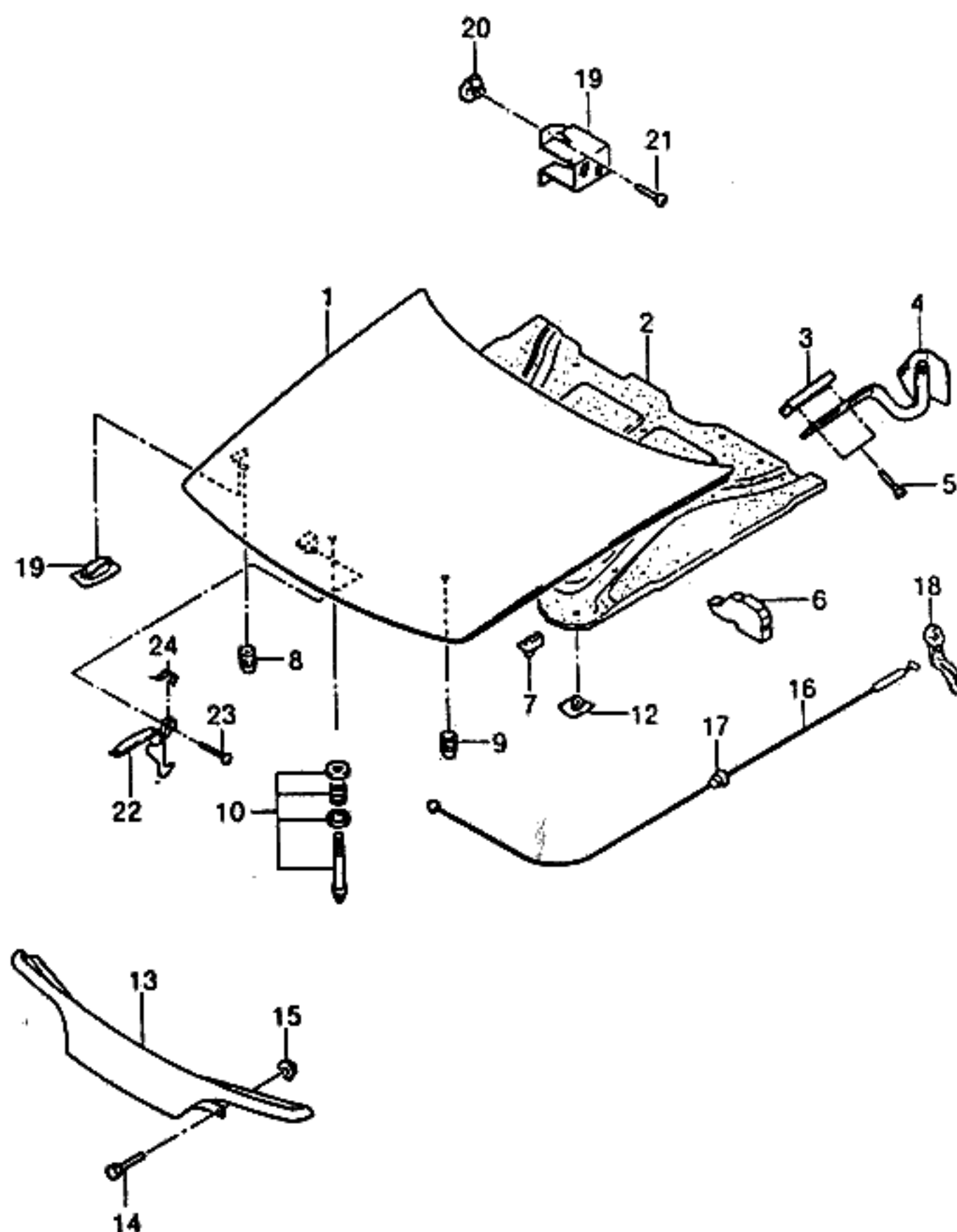
KEY NO.		PART NAME												
I T C	PART NO.	M O D E L				O P T I O N	L / R	Q T Y	E F F E C T I V E D A T E		R E M A R K S	P / C O D E		
		B D Y	T / A	L E V E L					F R O M	T O				
				I	II								III	IV
	N 96223993	4	-	S	S	S	&A31/A33&U75	1	951110					
	96212737	4	-	-	-	A	&TX6	1				HJ HE		
	[14]		(E)WIRING-FUEL INJECTION,DOH (D)VERDRAHTUNG,EINSPRITZ					(F)CABLAGE-INJECTION (S)INSTALACION ELECTRICA						
	96187299	4	S	S	-	-		1						
	[15]		(E)STRAP-MOUNTING (D)BAND,MONTAGE					(F)BRETELLE-MONTAGE (S)BRIDA-MONTAJE						
	90061222	4	S	S	S	S		A						
	[16]		(E)STRAP-MOUNTING (D)BAND,MONTAGE					(F)BRETELLE-MONTAGE (S)BRIDA-MONTAJE						
	90138193	4	S	S	S	S		A						
	[17]		(E)STRAP-MOUNTING (D)BAND,MONTAGE					(F)BRETELLE-MONTAGE (S)BRIDA-MONTAJE						
	09279238	4	S	S	S	S		A						
	[18]		(E)STRAP-MOUNTING (D)BAND,MONTAGE					(F)BRETELLE-MONTAGE (S)BRIDA-MONTAJE						
	09275821	4	S	S	S	S		A						
	[19]		(E)STRAP-MOUNTING (D)BAND,MONTAGE					(F)BRETELLE-MONTAGE (S)BRIDA-MONTAJE						
	90039907	4	S	S	S	S		A						

BDY(BODY)	T/A(TRANSAXLE)	LEVEL(TRIM LEVEL)
4 : 4 DOOR	M : MANUAL T/A A : AUTOMATIC T/A	I : GL II : GLX III : CD18 IV : CD20

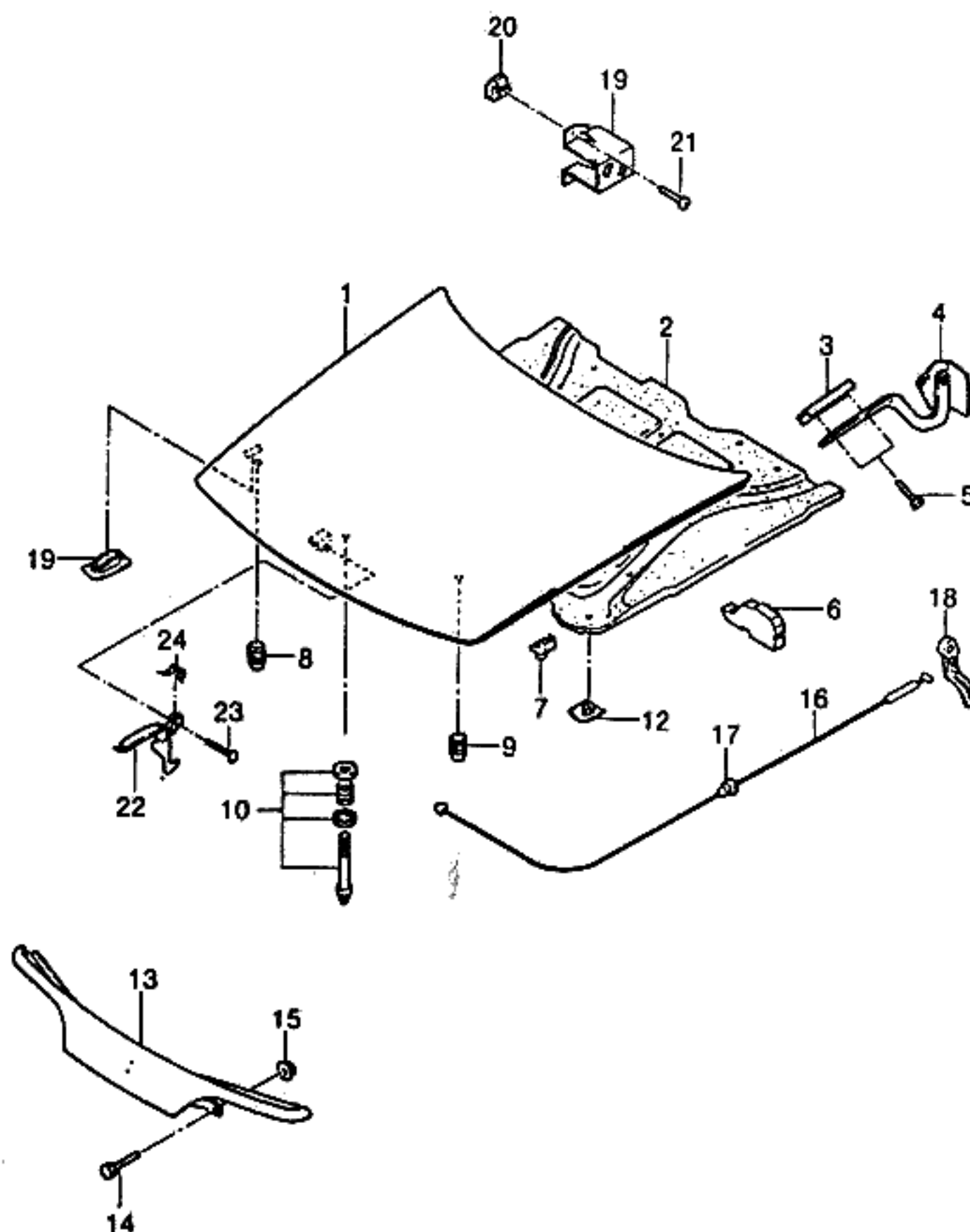
6**BODY & EXTERIOR**

6110 HOOD PANEL
6130 FRONT PANEL
6140 FENDER PANEL
6150 DASH PANEL & COWL
6210 DOOR PANEL
6220 FRONT DOOR LOCK
6230 FRONT WINDOW LIFTER
6320 REAR DOOR LOCK
6330 REAR WINDOW LIFTER
6350 ELECTRIC DOOR LOCK
6410 SIDE BODY PANEL
6420 FUEL FILLER LOCKING
6430 ROOF PANEL
6440 TRUNK LID PANEL
6450 TRUNK LID LOCK
6460 CAR LOCK SET
6510 FLOOR PANEL
6520 BODY FRAME
6610 SIDE BODY MOLDING
6630 OUTSIDE MIRROR

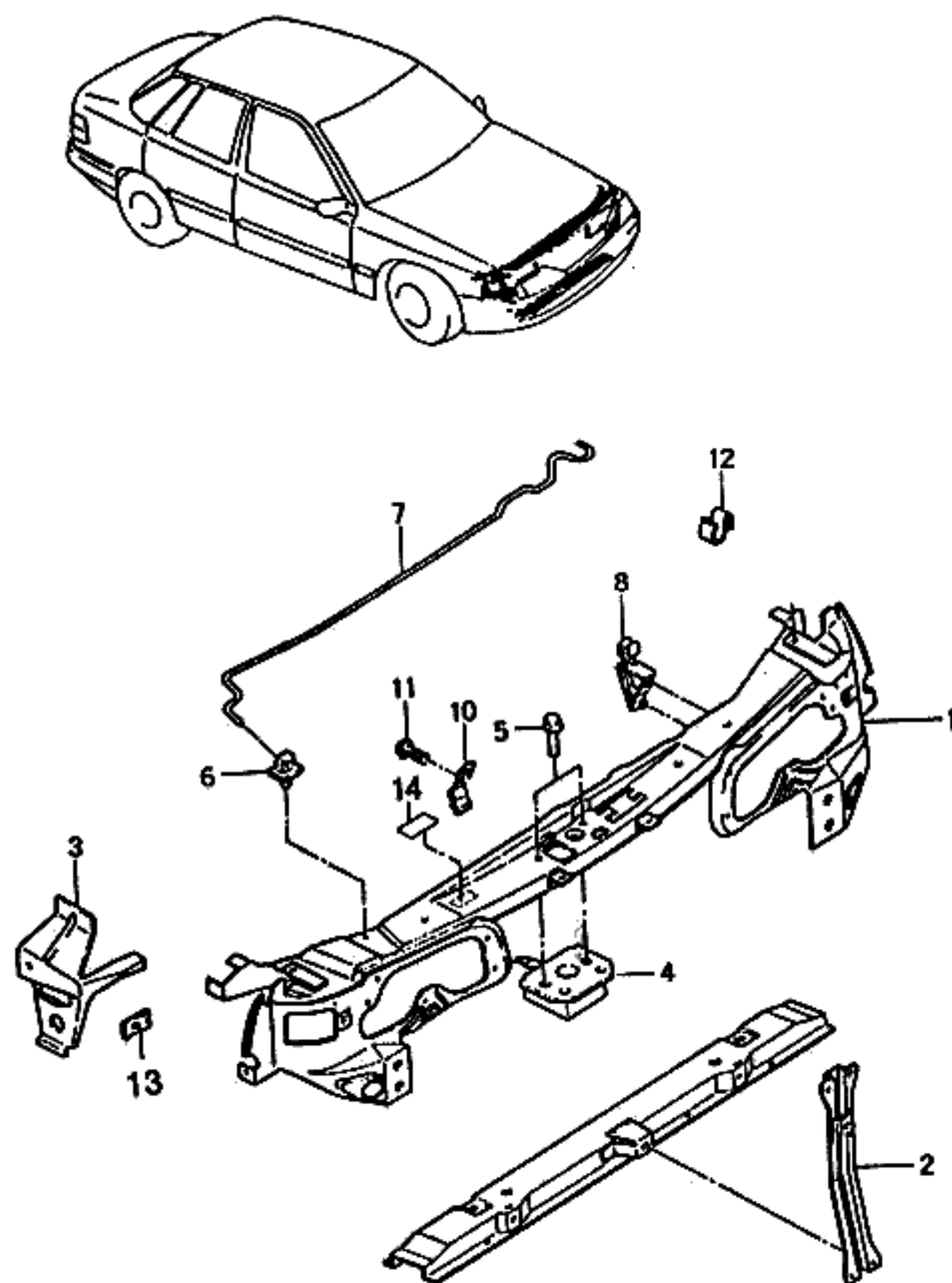
6640 GLASS
6660 EMBLEM & LETTERING
6670 WHEEL & WHEEL COVER
6720 FRONT BUMPER
6730 REAR BUMPER
6750 MUD GUARD



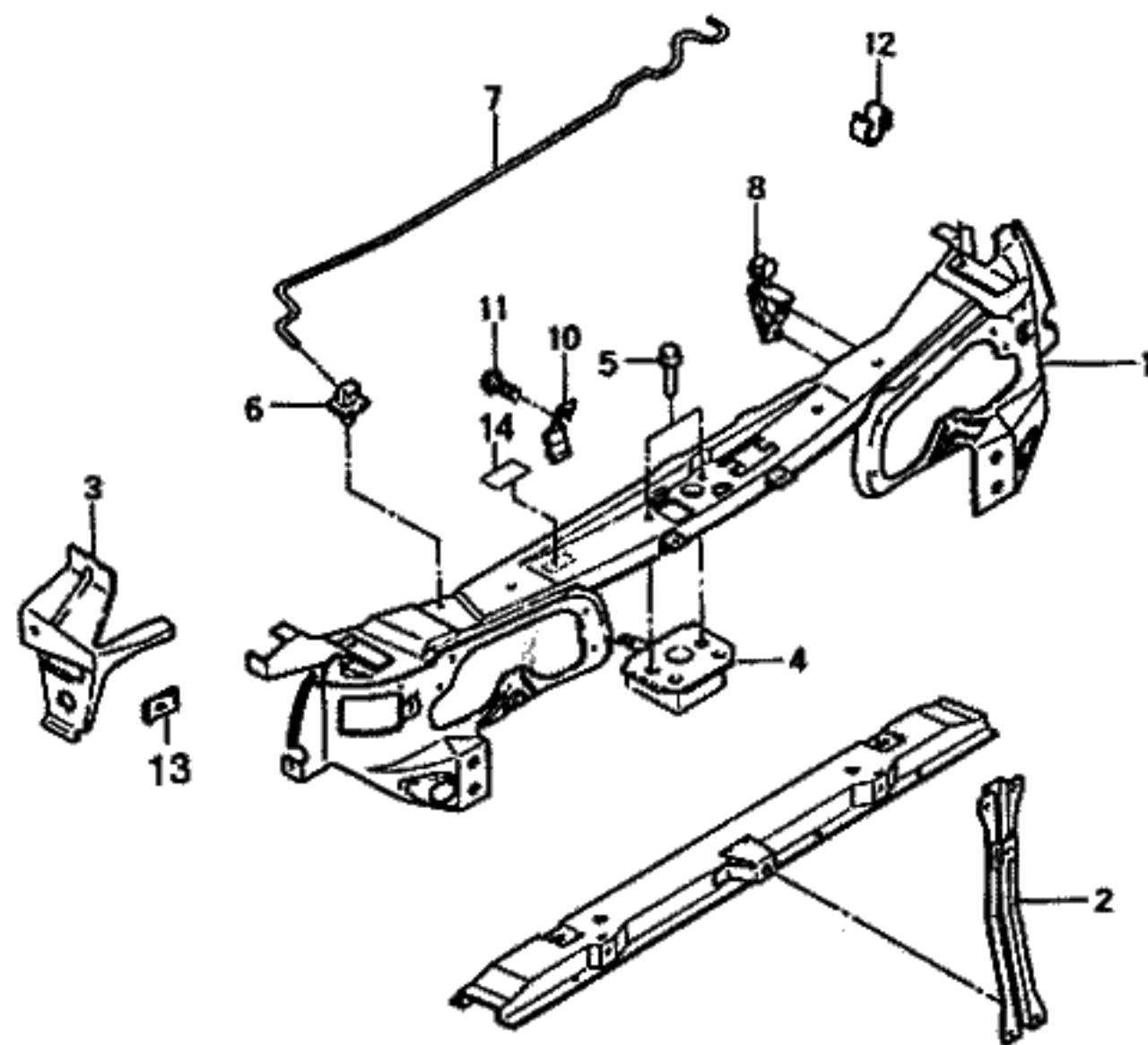

KEY NO.		PART NAME												
I T C	PART NO.	M O D E L						O P T I O N	L / R	Q T Y	EFFECTIVE DATE		R E M A R K S	P / C O D E
		B D Y	T / A	L E V E L							F R O M	T O		
				I	II	III	IV							
	[01]	(E)PANEL A-ENGINE HOOD (D)VERKLEIDUNG,MOTOR-HAUBE							(F)PANNEAU-CAPOT MOTEUR (S)PANEL-CAPO DEL MOTOR					
	K96208077	4		S	S	S	S	-XCP	1					
	K96208078	4		A	A	A	A	&XCP	1					
	[02]	(E)INSULATION-ENGINE HOOD (D)ISOLIERUNG,MOTORHAUBE							(F)ISOLATION-CAPOT MOTEUR (S)AISLAMIENTO					
	96119037-D	4		-	-	S	S		1					AA
	[03]	(E)REINFORCEMENT-HOOD HINGE (D)VERSTÄRKUNG							(F)RENFORCEMENT (S)REFUERZO-BISAGRA DEL CAPO					
	90149674	4		S	S	S	S		2					
	[04]	(E)HINGE-HOOD (D)BESCHLAG,HAUBE							(F)CHARNIERE-CAPOT (S)BISAGRA					
	96119717	4		S	S	S	S		L 1	950620				
Y	96165574	4		S	S	S	S		L 1	950621				
	96119718	4		S	S	S	S		R 1	950620				
Y	96165575	4		S	S	S	S		R 1	950621				
	[05]	(E)SCREW (D)SCHRAUBE							(F)VIS (S)TORNILLO					
	11079441	4		S	S	S	S		4		M6x20Z2			
	[06]	(E)SEAL-HOOD (D)DICHTUNG,HAUBE							(F)JOINT-CAPOT (S)SELLO-CAPO					
	96119013-B	4		S	S	S	S		2					
	[07]	(E)BUMPER-HOOD,SIDE (D)STÖßSTANGE,HAUBE,SEITE							(F)PARE-CHOC-CAPOT,COTE (S)TOPE-CAPO,LADO					
	96136369-B	4		S	S	S	S		2					
	[08]	(E)BUMPER-HOOD,FRONT (D)STÖßSTANGE,HAUBE,VORNE							(F)PARE-CHOC-CAPOT,AVANT (S)TOPE-CAPO,FRENTE					
	90054143	4		S	S	S	S		2					
	[09]	(E)SEAT-HOOD HOLD OPEN ROD (D)SITZ,ÖFFNUNGS-STANGE							(F)SIEGE (S)ASIENTO					
	90149859-A	4		S	S	S	S		1					
	[10]	(E)PILOT-HOOD LOCK (D)NIETE,RUND-KOPF							(F)RIVET-TETE RONDE (S)ROBLON-CABEZA REDONDA					
	96208081	4		S	S	S	S		1					
BDY(BODY)		T/A(TRANSAXLE)							LEVEL(TRIM LEVEL)					
4 : 4 DOOR		M : MANUAL T/A A : AUTOMATIC T/A							I : GL II : GLX III : CD18 IV : CD20					



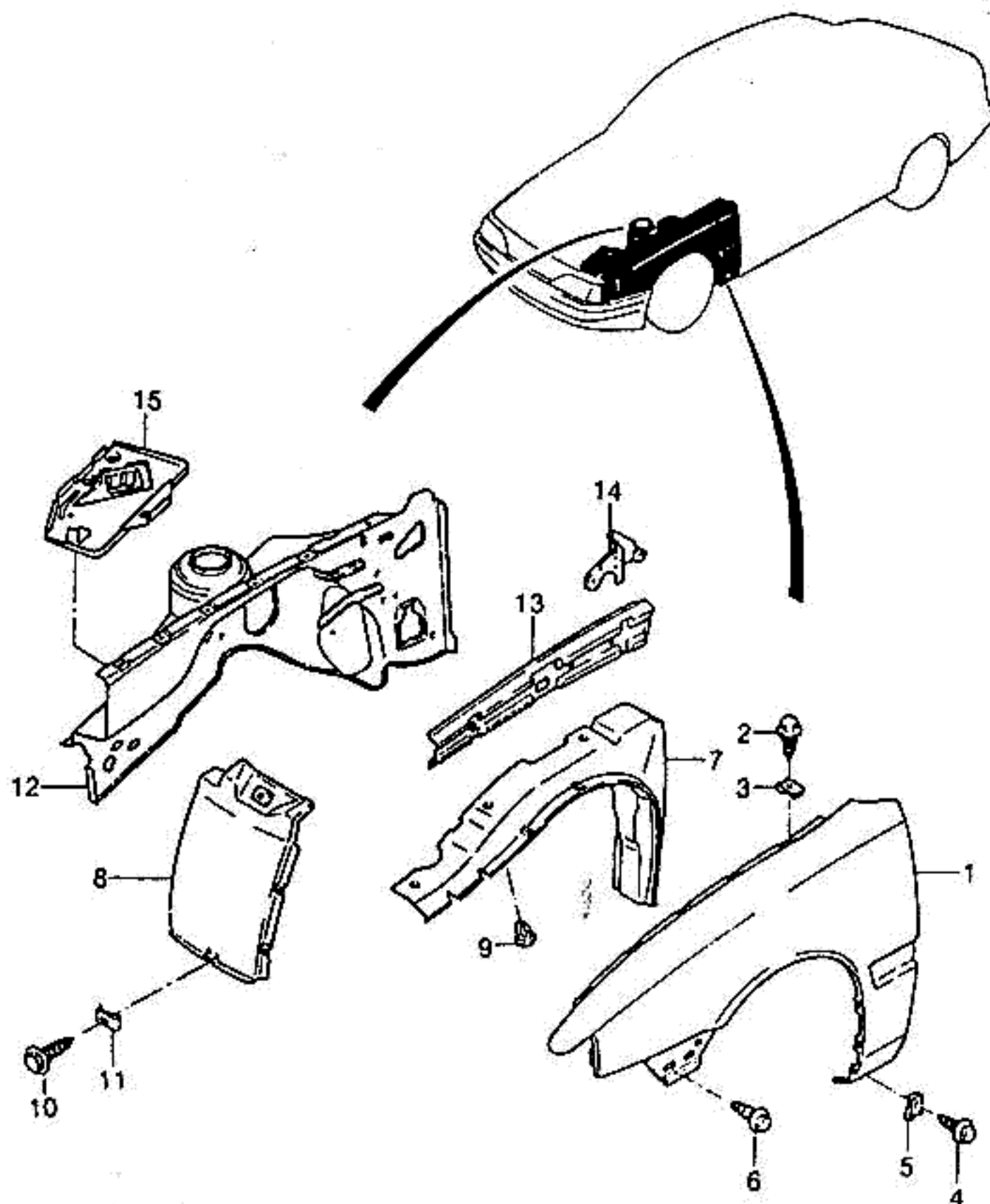
KEY NO.		PART NAME											P / CODE	
I T C	PART NO.	M O D E L				OPTION	L / R	Q T Y	EFFECTIVE DATE		REMARKS			
		B D Y	T / A	LEVEL					FROM	TO				
				I	II							III		IV
	[12] 90192502	(E)BUTTON-HOOD INSULATION (D)KNOFF,HAUBE-ISOLIERUNG	4	-	-	S	S	(F)BOUTON-ISOLATION CAPOT (S)BOTON	21					
	[13] K96207307 K96207305	(E)PANEL-FRONT END (D)VERKLEIDUNG,VORDERENDE	4	S	S	S	S	-XCP	1	(F)PANNEAU-EXTREMITE AVANT (S)PANEL-EXTREMO DELANTERO				
	[14] 96168165	(E)SCREW (D)SCHRAUBE	4	S	S	S	S		1	(F)VIS (S)TORNILLO				
	[15] 11063471	(E)NUT (D)MUTTER	4	S	S	S	S	&XCP	2	(F)ECROU (S)TUERCA				
	[16] 96208084	(E)CABLE-HOOD BOWDEN (D)KABEL,HAUBE BOGEN	4	S	S	S	S		1	(F)CABLE-BOWDEN DE CAPOT (S)CABLE-CAPO BOWDEN				
	[17] 09287008	(E)GROMMET (D)ÖSE	4	S	S	S	S		1	(F)VIROLE (S)AISLANTE				
	[18] 90191287	(E)LEVER-HOOD BOWDEN CABLE (D)HEBEL,HAUBE KABEL	4	S	S	S	S		1	(F)LEVIER (S)PALANCA				
	[22] 96212332	(E)CATCH-HOOD LOCK (D)HAUBE-VERSCHLUB	4	S	S	S	S		1	(F)LOQUET-VERROU DE CAPOT (S)CERRADURA-CIERRE DE CAPO				
	[23] 11079311	(E)RIVET-ROUND HEAD TUBE (D)NIETE	4	S	S	S	S		1	(F)RIVET (S)ROBLON (REMACHE)				
	[24] 90052801	(E)SPRING-HOOD CATCH (D)FEDERUNG,HAUBE-VERSCHLU	4	S	S	S	S		1	(F)RESSORT-TENON DE CAPOT (S)RESORTE-CERRADURA DE CAPO				
BDY(BODY)		T/A(TRANSAXLE)						LEVEL(TRIM LEVEL)						
4 : 4 DOOR		M : MANUAL T/A A : AUTOMATIC T/A						I : GL II : GLX III : CD18 IV : CD20						



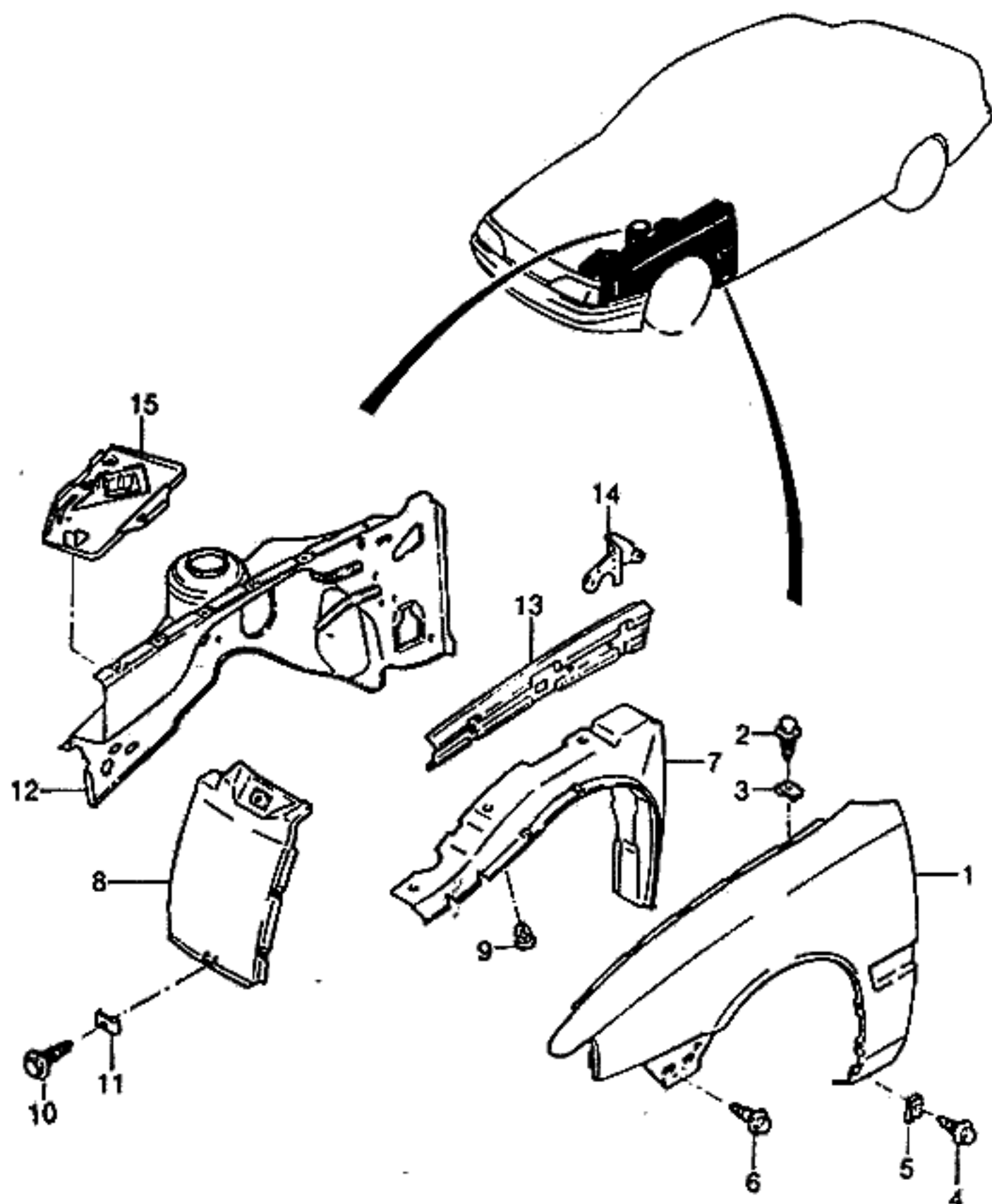
KEY NO.		PART NAME												
I T C	PART NO.	M O D E L				O P T I O N	L / R	Q T Y	E F F E C T I V E D A T E		R E M A R K S	P / C D E		
		B D Y	T / A	L E V E L					F R O M	T O				
				I	II								III	IV
	[01]	(E)PANEL A-FRONT (D)VERKLEIDUNG,VORNE							(F)PANNEAU-AVANT (S)PANEL-FRENTE					
	96187689	4		S	S	S	S		1					
	[02]	(E)SUPPORT-FRONT PANEL (D)TRÄGER							(F)SUPPORT (S)SOPORTE					
	96175488	4		S	S	S	S		1					
	[03]	(E)BRACKET-SIDE PNL FR END (D)TRÄGER							(F)SUPPORT (S)SOPORTE					
	96119257	4		S	S	S	S		L 1					
	96119258	4		S	S	S	S		R 1					
	[04]	(E)LATCH-HOOD LOCK (D)VERSCHLUß,HAUBE-VERSCHLUß							(F)LOQUET-VERROU DE CAPOT (S)PESTILLO					
	96177324	4		S	S	S	S		1					
	[05]	(E)SCREW (D)SCHRAUBE							(F)VIS (S)TORNILLO					
	96186920	4		S	S	S	S		2		M6x20			
	[06]	(E)PIVOT-SUPPORT ROD (D)DREHTREIL, TRÄGERWELLE							(F)PIVOT-TRINGLE DE SUPPORT (S)PIVOTE-VARA DE APOYO					
	09285234	4		S	S	S	S		1					
	[07]	(E)ROD-HOOD HOLD OPEN (D)STAB,HAUBE ÖFFNUNGS							(F)TRINGLE (S)VARILLA					
	96159411	4		S	S	S	S		1					
	[08]	(E)BRACKET-HOLD OPEN ROD (D)TRÄGER,ÖFFNUNGSSTANGE							(F)SUPPORT (S)SOPORTE-VARA					
	96135565-A	4		S	S	S	S		1					
	[10]	(E)CLAMP-HOOD LOCK CABLE (D)KLAMMER							(F)PINCE (S)ABRAZADERA					
	96114251	4		S	S	S	S		1					
	[11]	(E)SCREW (D)SCHRAUBE							(F)VIS (S)TORNILLO					
	11065751	4		S	S	S	S		1	951101	4.8x13			
Y	11041849	4		S	S	S	S		1	951102	4.8x13			
	[12]	(E)FASTENER-SPRING (D)BEFESTIGUNG							(F)ATTACHE-CABLE BOWDEN (S)GRAPA					
BDY(BODY)		T/A(TRANSAXLE)						LEVEL(TRIM LEVEL)						
4 : 4 DOOR		M : MANUAL T/A A : AUTOMATIC T/A						I : GL II : GLX III : CD18 IV : CD20						



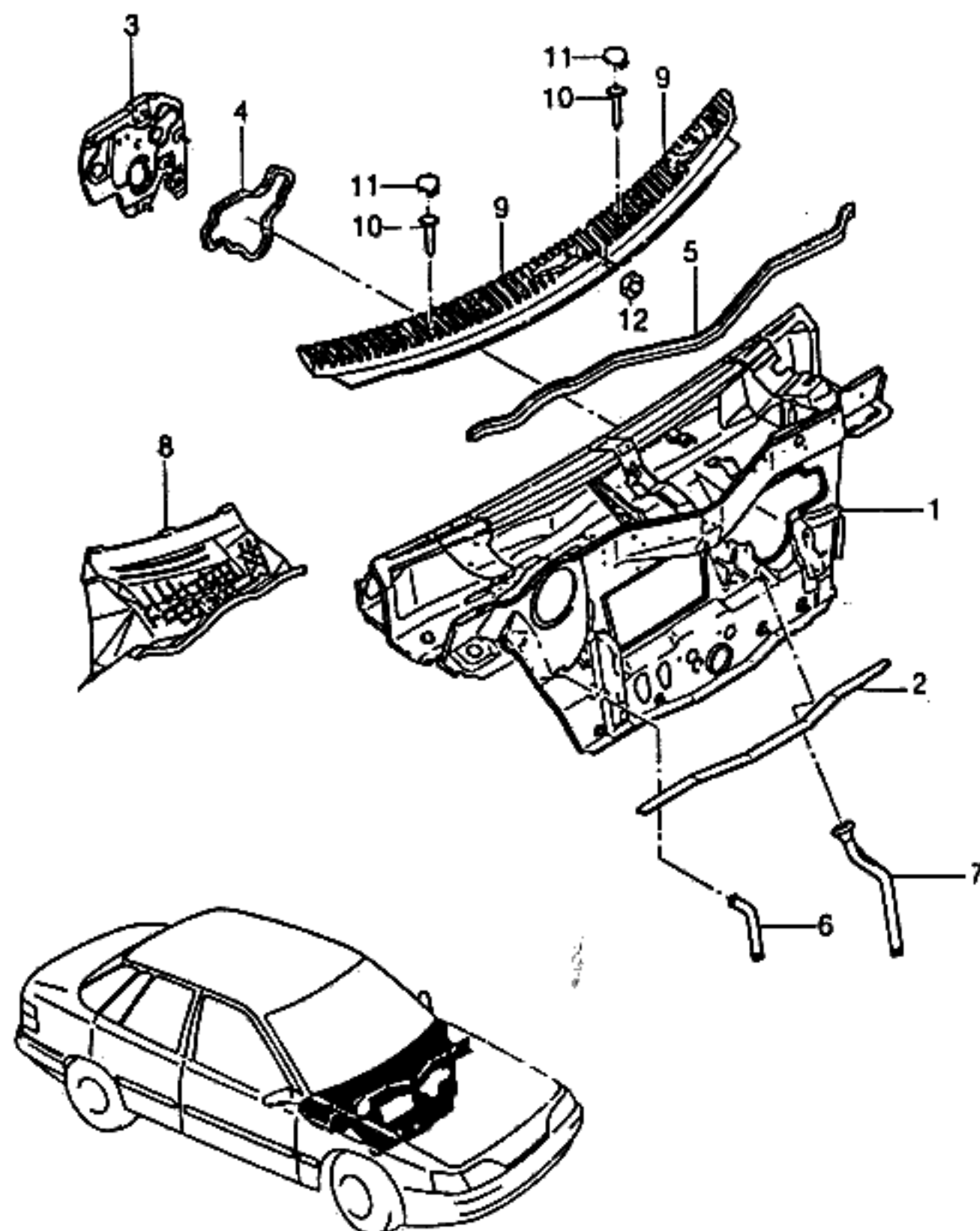
KEY NO.		PART NAME												
I T C	PART NO.	M O D E L						OPTION	L / R	Q T Y	EFFECTIVE DATE		REMARKS	P / C O D E
		B D Y	T / A	LEVEL							FROM	TO		
				I	II	III	IV							
	06684575 [13]	4		S	S	S	S			1				
	11073701 [14]	4		S	S	S	S			2			6.3	
	96208818	4		A	A	A	A	&HL4		1				
BDY(BODY)		T/A(TRANSAXLE)						LEVEL(TRIM LEVEL)						
4 : 4 DOOR		M : MANUAL T/A A : AUTOMATIC T/A						I : GL II : GLX III : CD18 IV : CD20						



KEY NO.		PART NAME												
I T C	PART NO.	MODEL						OPTION	L / R	Q / T Y	EFFECTIVE DATE		REMARKS	P / C O D E
		B D Y	T / A	LEVEL							FROM	TO		
				I	II	III	IV							
	[01]	(E)PANEL A-FENDER (D)VERKLEIDUNG,KOTFLÜGEL									(F)PANNEAU-GARDE-BOUE (S)PANEL-ALETA DEL.			
	K96209496	4		S	S	S	S	-XCP			L 1			
	K96186913	4		A	A	A	A	&XCP			L 1			
	K96209497	4		S	S	S	S	-XCP			R 1			
	K96186914	4		A	A	A	A	&XCP			R 1			
	[02]	(E)SCREW (D)SCHRAUBE									(F)VIS (S)TORNILLO			
	11072641	4		S	S	S	S				8		M6.3x16Z2	
	[03]	(E)NUT-CLAMP (D)MUTTER,KLAMMER									(F)ECROU-PINCE (S)TUERCA-GRAPA			
	11072461	4		S	S	S	S				8			
	[04]	(E)SCREW (D)SCHRAUBE									(F)VIS (S)TORNILLO			
	11072641	4		S	S	S	S				2		M6.3x16Z2	
	[05]	(E)NUT-CLAMP (D)MUTTER,KLAMMER									(F)ECROU-PINCE (S)TUERCA-GRAPA			
	11072461	4		S	S	S	S				2		6.3	
	[06]	(E)SCREW (D)SCHRAUBE									(F)VIS (S)TORNILLO			
	11072641	4		S	S	S	S				4		M6.3x16Z2	
	[07]	(E)LINER-FENDER (D)AUSKLEIDUNG,KOTFLÜGEL									(F)GARNITURE-GARDE-BOUE (S)REVESTIMIENTO-GUARDAFANGO			
	96114320-B	4		S	S	S	S				L 1			
	96119425-A	4		S	S	S	S				R 1			
	[08]	(E)EXTENTION-FENDER LINER (D)VERLÄNGERUNG									(F)RALLONGE (S)EXTENSION			
	96147943	4		S	S	S	S				L 1			
	96147944	4		S	S	S	S				R 1			
	[09]	(E)RIVET-EXPANSION (D)NIETE,EXPANSIONS									(F)RIVET-EXPANSION (S)ROBLON-EXPANSION			
	90138810	4		S	S	S	S				8			
	[10]	(E)SCREW (D)SCHRAUBE									(F)VIS (S)TORNILLO			
BDY(BODY)			T/A(TRANSAXLE)							LEVEL(TRIM LEVEL)				
4 : 4 DOOR			M : MANUAL T/A A : AUTOMATIC T/A							I : GL II : GLX III : CD18 IV : CD20				

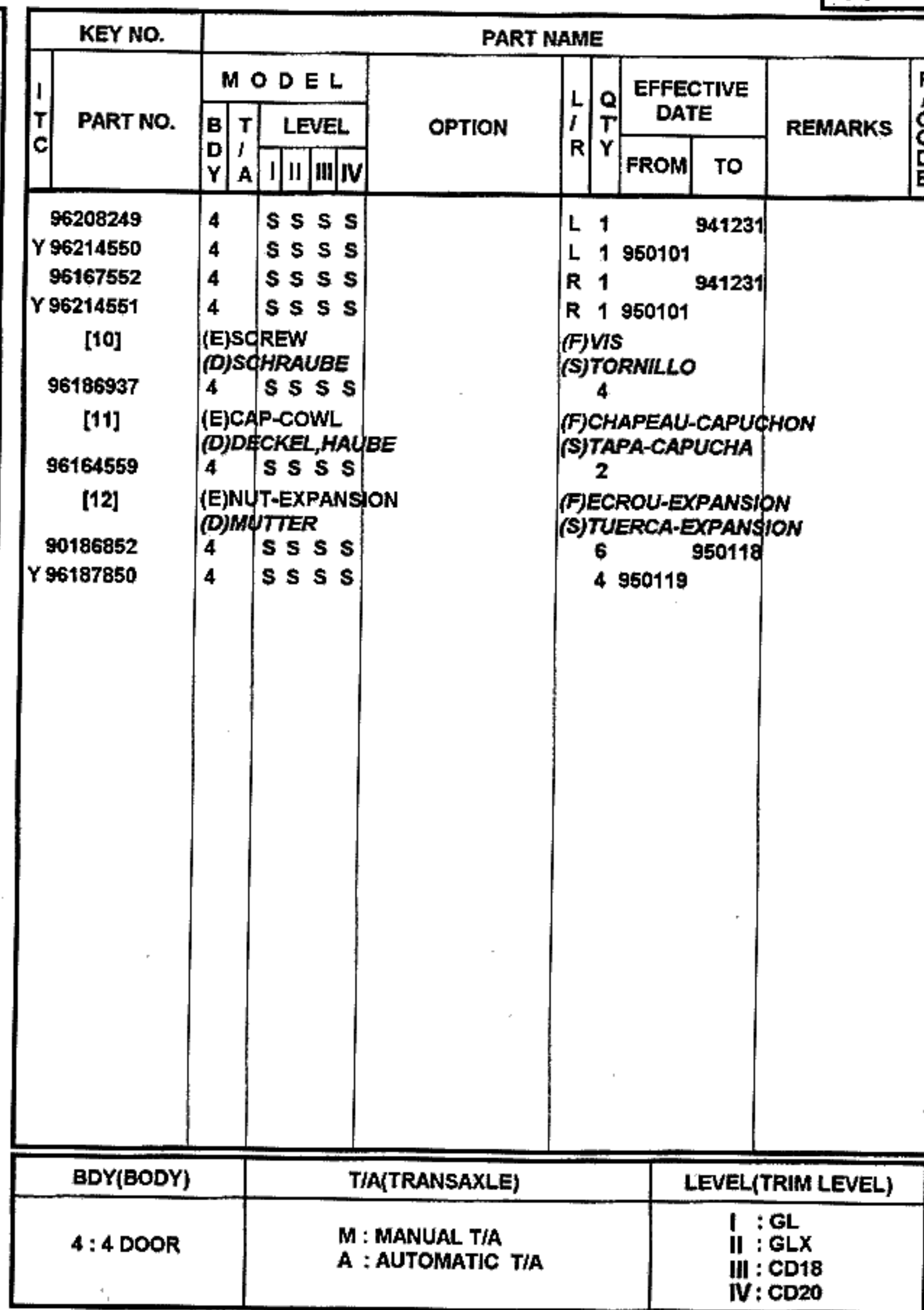


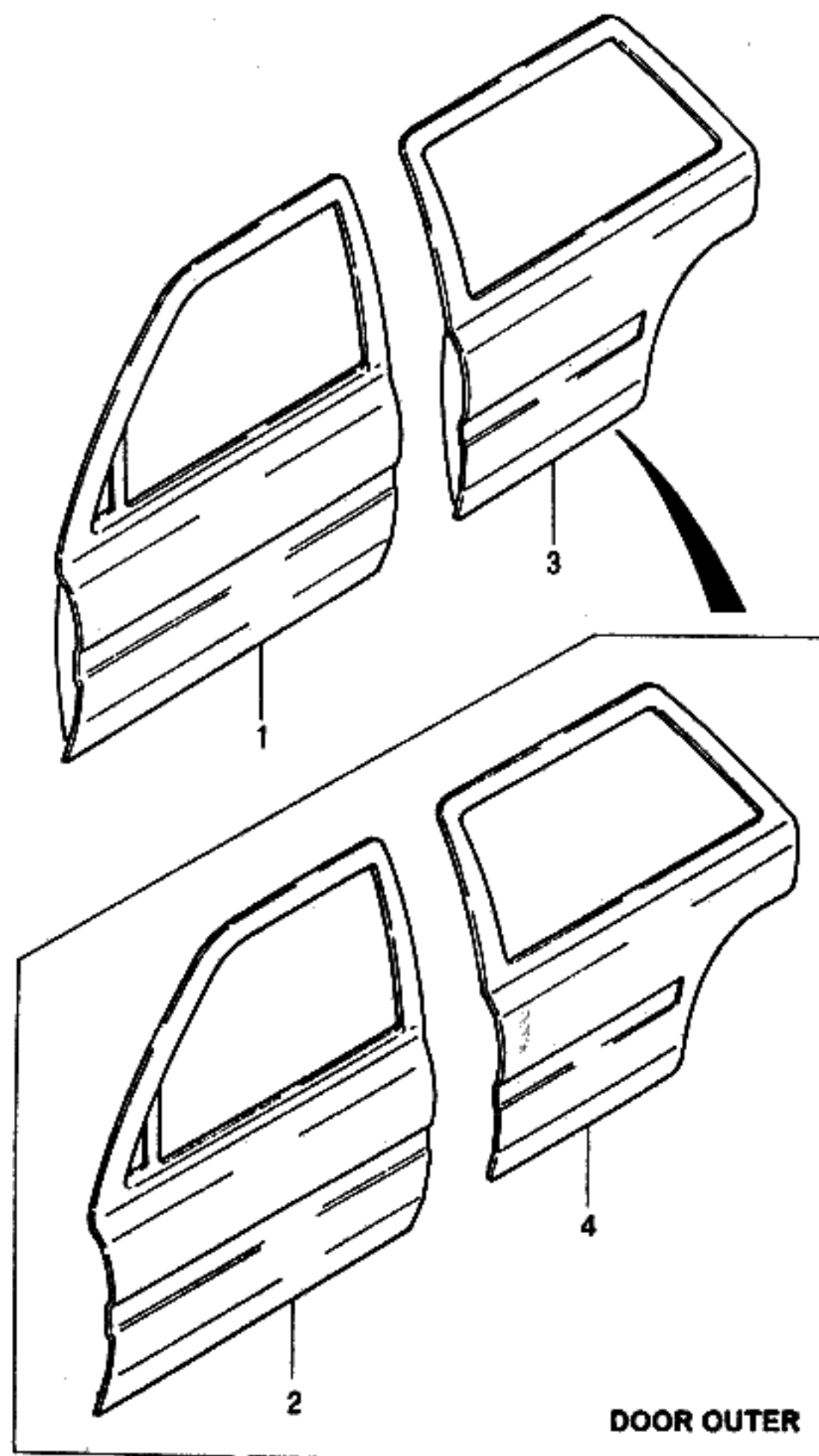
KEY NO.		PART NAME												
I T C	PART NO.	M O D E L				O P T I O N	L / R	Q T Y	E F F E C T I V E D A T E		R E M A R K S	P / C O D E		
		B D Y	T / A	L E V E L					F R O M	T O				
				I	II								III	IV
	11503892 [11]	4		S	S	S	S			6				
				(E)NUT-CLAMP						(F)ECROU-PINCE				
	10080302 [12]	4		S	S	S	S			2		M6.3		
				(E)PANEL A-WHEELHOUSE						(F)PANNEAU-TIMONERIE				
				(D)VERKLEIDUNG,RAD-GEHÄUSE						(S)PANEL-VOLANTE				
	96192302	4		S	S	S	S	JL9/XCP/XRU		L 1				
	96216297	4		A	A	A	A	&XRU-JL9/XCP		L 1	950126			
	96208162	4		A	A	A	A	&XCP-JL9		L 1				
	96192306	4		O	O	O	O	&JL9-XCP/XRU		L 1				
	96216298	4		A	A	A	A	&JL9&XRU-XCP		L 1	950126			
	96208163	4		A	A	A	A	&JL9&XCP		L 1				
	96191777	4		S	S	S	S	-XCP		R 1				
	96208166	4		A	A	A	A	&XCP		R 1				
	[13]			(E)BRACE-WHEELHOUSE						(F)SUPPORT-TIMONERIE				
				(D)SCHIENE,RAD-GEHÄUSE						(S)REFUERZO-TIMONERA				
	96136573-B	4		S	S	S	S			L 1				
	96136574-B	4		S	S	S	S			R 1				
	[14]			(E)BRACKET-INST PANEL,SIDE						(F)SUPPORT				
				(D)TRÄGER						(S)SOPORTE				
	96116208	4		S	S	S	S			L 1				
	96116209	4		S	S	S	S			R 1				
	[15]			(E)TRAY-BATTERY						(F)PLATEAU-BATTERIE				
				(D)PFANNE,BATTERIE						(S)BANDEJA-BATERIA				
	96081990	4		S	S	S	S	-XCP		1				
	96210611	4		A	A	A	A	&XCP		1				
BDY(BODY)		T/A(TRANSAXLE)							LEVEL(TRIM LEVEL)					
4 : 4 DOOR		M : MANUAL T/A A : AUTOMATIC T/A							I : GL II : GLX III : CD18 IV : CD20					



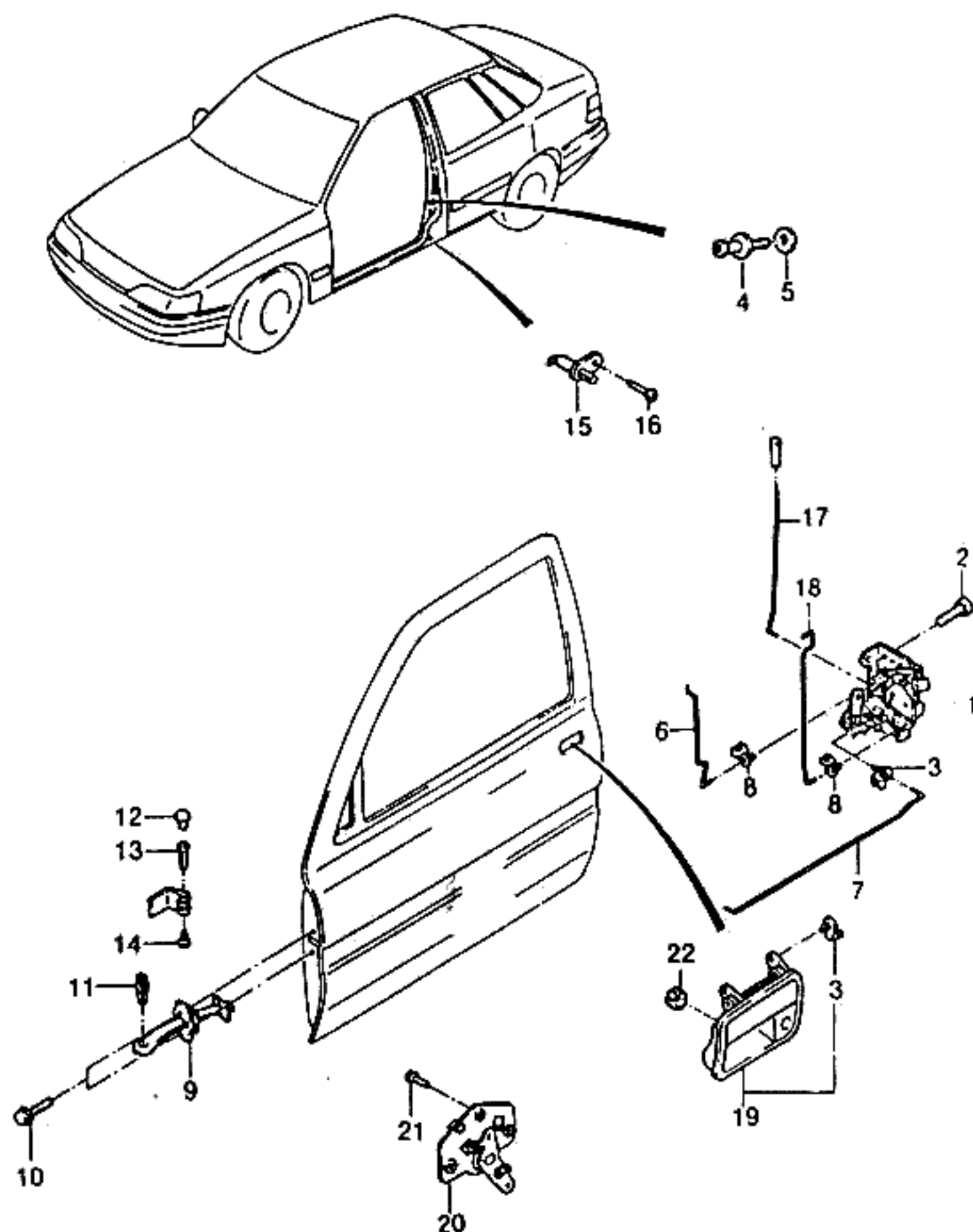
KEY NO.		PART NAME												
I T C	PART NO.	M O D E L				OPTION	L / R	Q T Y	EFFECTIVE DATE		REMARKS	P / C O D E		
		B D Y	T / A	LEVEL					FROM	TO				
				I	II								III	IV
	[01]	(E)PANEL A-DASH					(F)PANNEAU-TABLEAU DE BORD							
		(D)VERKLEIDUNG,ARMATURENBR					(S)PANEL-SALPICAR							
	96185276	4		S	S	S	S	JL9/XCP		1				
	96185278	4		O	O	O	O	&JL9-XCP		1				
	96214537	4		A	A	A	A	&XCP-JL9		1				
	96214540	4		A	A	A	A	&JL9&XCP		1				
	[02]	(E)PLATE A-BULK HEAD DASH					(F)PLAQUE							
		(D)PLATTE,ARMATURENBRETT					(S)PLACA-SALPICAR DE MAMPARO							
	K96110422	4		S	S	S	S	-XCP		1				
	K96208171	4		A	A	A	A	&XCP		1				
	[03]	(E)PLATE-DASH PANEL STRIKER					(F)PLAQUE							
		(D)PLATTE					(S)PLACA-GOLPEADOR							
	96157599	4	M	S	S	S	S	&CLH-XCA		1				
	90185056	4	M	A	A	A	A	&CLC		1				
	90244722	4	A	O	O	O	O			1				
	[04]	(E)SEAL-DASH STRIKER PLATE					(F)JOINT-PLAQUE DU MARTEAU							
		(D)DICHTUNG,ANSTOß PLATTE					(S)SELLO-PLACA DE GOLPE							
	96156394	4		S	S	S	S			1				
	[05]	(E)WEATHERSTRIP-DASH PANEL					(F)ISOLATION EN BANDELETTE							
		(D)DICHTUNGSLEISTE					(S)BURLETE-PANEL SALPICAD							
	90221989	4		S	S	S	S			1	951203			
Y	96210943	4		S	S	S	S			1	951204			
	[06]	(E)PLUG-WATER DRAIN,RIGHT					(F)BOUCHON							
		(D)STÖPSEL					(S)TAPON							
	96178746	4		S	S	S	S			1				
	[07]	(E)PLUG-WATER DRAIN,CENTER					(F)BOUCHON							
		(D)STÖPSEL					(S)TAPON							
	96134213	4		S	S	S	S			1				
	[08]	(E)DEFLECTOR-WATER					(F)DEFLECTEUR-EAU							
		(D)WASSERSCHUTZ-FLÜGEL					(S)DEFLECTOR-AGUA							
	96119346	4		S	S	S	S			1				
	[09]	(E)COWL					(F)CHAPEAU							
		(D)HAUBE					(S)CAPUCHA							

BDY(BODY)	T/A(TRANSAXLE)	LEVEL(TRIM LEVEL)
4 : 4 DOOR	M : MANUAL T/A A : AUTOMATIC T/A	I : GL II : GLX III : CD18 IV : CD20



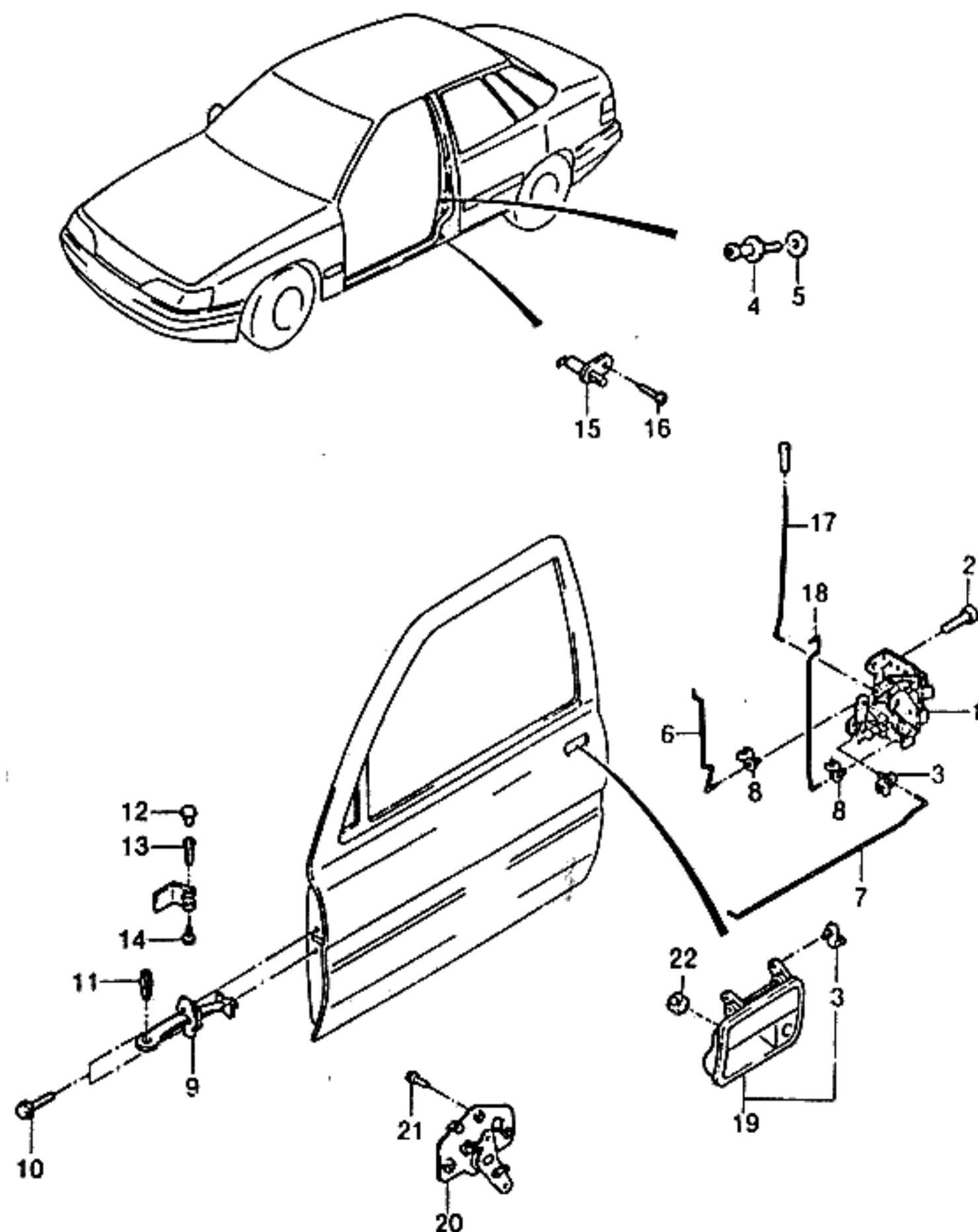


KEY NO.		PART NAME													
I T C	PART NO.	M O D E L						O P T I O N	L / R	Q T Y	E F F E C T I V E D A T E		R E M A R K S	P / C O D E	
		B D Y	T / A	L E V E L							F R O M	T O			
				I	II	III	IV								
	[01]	(E)PANEL A-FRONT DOOR (D)VERKLEIDUNG,VORDERTÜR									(F)PANNEAU-PORTE AVANT (S)PANEL-PUERTA DEL FRENTE				
	K96119788-B	4		S	S	S	S	-XCP				L 1			
	K96116907	4		A	A	A	A	&XCP				L 1			
	K96119789-B	4		S	S	S	S	-XCP				R 1			
	K96116908	4		A	A	A	A	&XCP				R 1			
	[02]	(E)PANEL -FRONT DOOR, OUTER (D)VERKLEIDUNG,VORDERTÜR									(F)PANNEAU-PORTE AVANT (S)PANEL-PUERTA DEL FRENTE				
	K96125757	4		S	S	S	S	-XCP				L 1			
	K96119086	4		A	A	A	A	&XCP				L 1			
	K96125758	4		S	S	S	S	-XCP				R 1			
	K96119087	4		A	A	A	A	&XCP				R 1			
	[03]	(E)PANEL A-REAR DOOR (D)VERKLEIDUNG,HINTERTÜR									(F)PANNEAU-PORTE ARRIERE (S)PANEL-PUERTA TRASERA				
	K96119790	4		S	S	S	S	-XCP				L 1			
	K96159473	4		A	A	A	A	&XCP				L 1			
	K96119791	4		S	S	S	S	-XCP				R 1			
	K96159474	4		A	A	A	A	&XCP				R 1			
	[04]	(E)PANEL -REAR DOOR, OUTER (D)VERKLEIDUNG,HINTERTÜR									(F)PANNEAU-PORTE ARRIERE (S)PANEL-PUERTA TRASERA				
	K96125759	4		S	S	S	S	-XCP				L 1			
	K96119223	4		A	A	A	A	&XCP				L 1			
	K96125760	4		S	S	S	S	-XCP				R 1			
	K96119224	4		A	A	A	A	&XCP				R 1			
BDY(BODY)		T/A(TRANSAXLE)						LEVEL(TRIM LEVEL)							
4 : 4 DOOR		M : MANUAL T/A A : AUTOMATIC T/A						I : GL II : GLX III : CD18 IV : CD20							



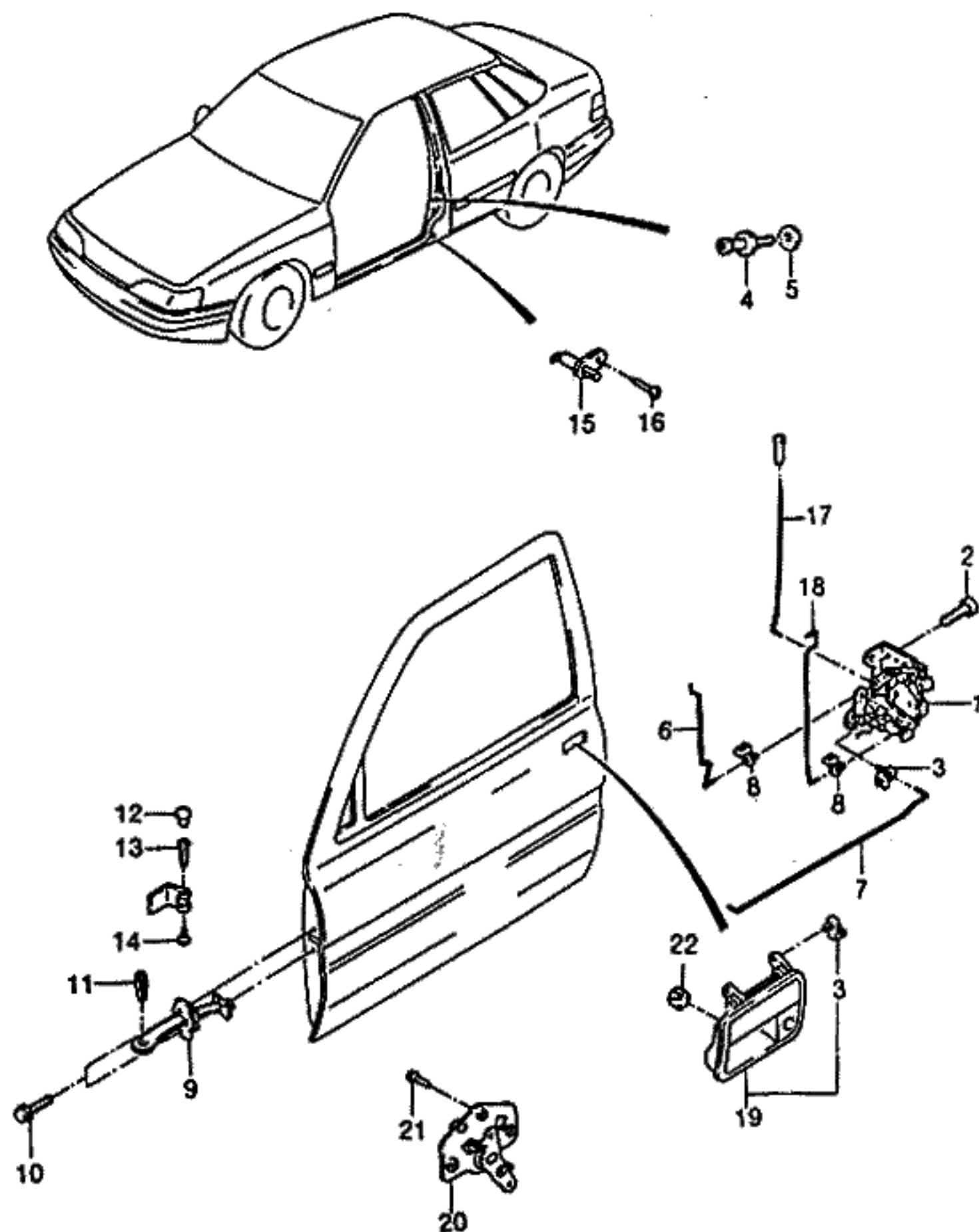
KEY NO.		PART NAME												
I T C	PART NO.	M O D E L						OPTION	L / R	Q T Y	EFFECTIVE DATE		REMARKS	P / C O D E
		B D Y	T / A	LEVEL							FROM	TO		
				I	II	III	IV							
	[01]	(E)LOCK-FRONT DOOR (D)SCHLOß,VORDERTÜR									(F)VERROU-PORTE AVANT (S)CERRADURA			
	96108985	4		S	S	S	S				L 1	950531		
Y	96209640	4		S	S	S	S				L 1	950601		
	96108986	4		S	S	S	S				R 1	950531		
Y	96209641	4		S	S	S	S				R 1	950601		
	[02]	(E)SCREW (D)SCHRAUBE									(F)VIS (S)TORNILLO			
	96084838	4		S	S	S	S				6			
	[03]	(E)CLIP-LINKAGE (D)KLEMME,VERBINDUNG									(F)ATTACHE-ACCOUPLEMENT (S)GRAPA-ENLACE			
	96159551	4		S	S	S	S				4			
	[04]	(E)PIN-DOOR STRIKER (D)STIFT,TÜR SCHLAG									(F)BROCHE-MARTEAU DE PORTE (S)PASADOR-GOLPEADOR			
	07978459	4		S	S	S	S				2			
	[05]	(E)WASHER-DISTANCE (D)DICHTUNGSRING,DISTANZ									(F)RONDELLE-DISTANCE (S)ARANDELA-DISTANCIA			
	03466674	4		S	S	S	S				A			
	03466675	4		S	S	S	S				A			
	[06]	(E)ROD-DOOR LOCK CYLINDER (D)STAB									(F)TRINGLE (S)VARILLA-CILINDRO DE CIERR			
	96108328	4		S	S	S	S				L 1			
	96108329	4		S	S	S	S				R 1			
	[07]	(E)ROD-REMOTE CONTROL (D)STAB,FERNSTEUERUNG									(F)TRINGLE-CONTROLE (S)VARILLA-CONTROL REMOTO			
	96119521	4		S	S	S	S				2			
	[08]	(E)CLIP-LINKAGE (D)KLEMME,VERBINDUNG									(F)ATTACHE-ACCOUPLEMENT (S)GRAPA-ENLACE			
	96159550	4		S	S	S	S				4			
	[09]	(E)CHECK-DOOR (D)TÜR-PRÜF									(F)ARRET-PORTE (S)PUERTA DE VERIFICAR			
	96109837-D	4		S	S	S	S				2			
	[10]	(E)BOLT & WASHER (D)SCHRAUBE&MUTTER									(F)BOULON&RONDELLE (S)PERNO Y ARANDELA			

BDY(BODY)	T/A(TRANSAXLE)	LEVEL(TRIM LEVEL)
4 : 4 DOOR	M : MANUAL T/A A : AUTOMATIC T/A	I : GL II : GLX III : CD18 IV : CD20

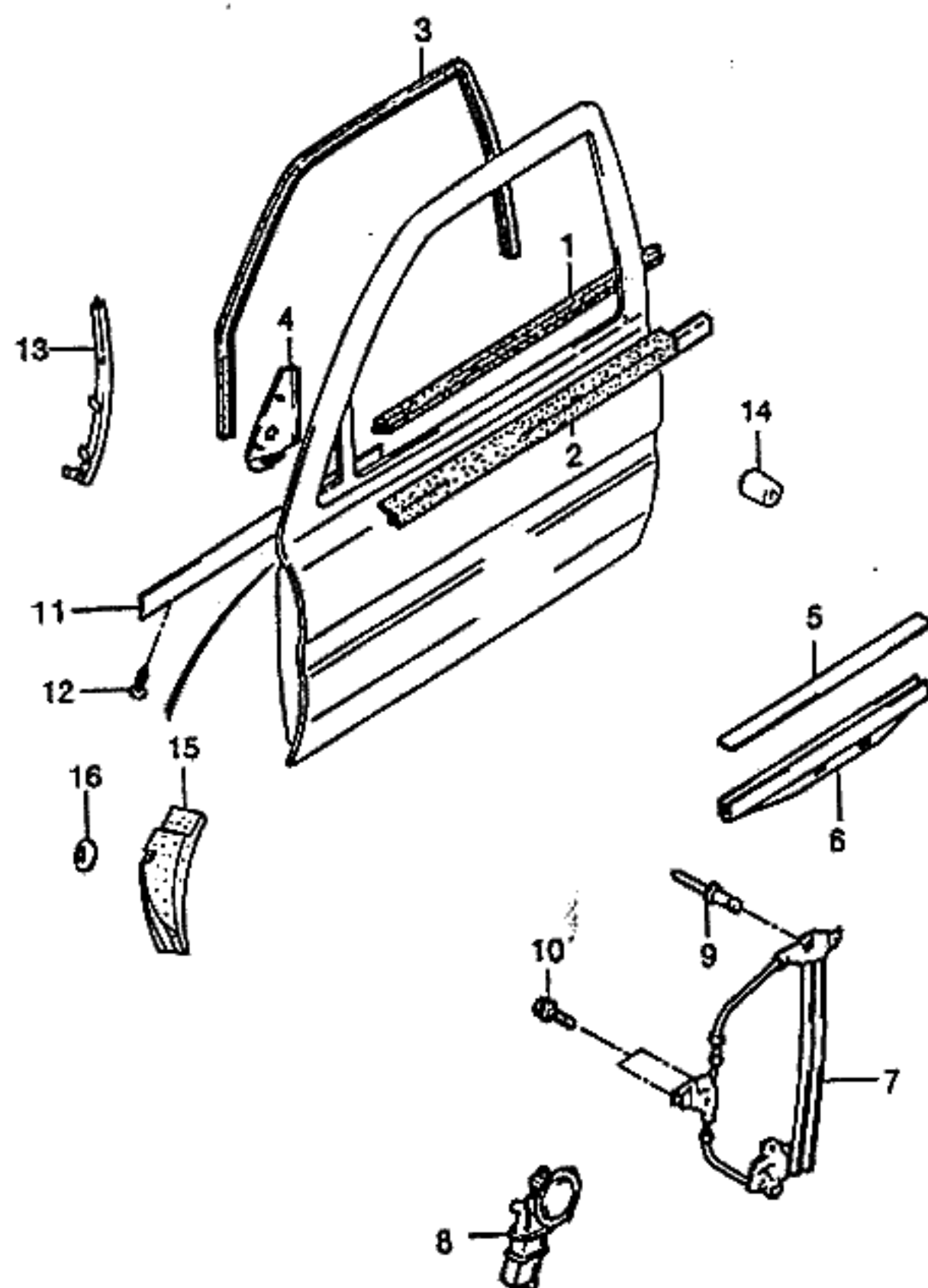


KEY NO.		PART NAME													
I T C	PART NO.	M O D E L						OPTION	L / R	Q T Y	EFFECTIVE DATE		REMARKS	F A C T O R Y	
		B D Y	T / A	LEVEL							FROM	TO			
				I	II	III	IV								
	11080402 [11]	4		S	S	S	S			4			(E)SLEEVE-SPLIT (D)HÜLSE,SPALTE	(F)CHEMISE-FENDUE (S)MANGA-DIVIDIR	
	90195523 [12]	4		S	S	S	S			2			(E)PLUG (D)STÖPSEL	(F)BOUCHON (S)TAPON	
	03458232 [13]	4		S	S	S	S			4			(E)SLEEVE-SPLIT (D)HÜLSE,SPALTE	(F)CHEMISE-FENDUE (S)MANGA-DIVIDIR	
	96163646 [14]	4		S	S	S	S			4			(E)CAP-HINGE (D)DECKEL,BESCHLAG	(F)CHAPEAU-CHARNIERE (S)TAPA-BISAGRA	
	90181351 [15]	4		S	S	S	S			4			(E)SWITCH-DOOR CONTACT (D)SCHALTER,TÜR KONTAKT	(F)COMMUTATEUR-CONTACT (S)INTERRUPTOR	
	96175901	4		S	S	S	S			L 1	951119	DRIVER SIDE			
N	96220669	4		S	S	S	S			L 1	951120	DRIVER SIDE			
	96175901 [16]	4		S	S	S	S			R 1		CO DRIVER SIDE			
	11041737 [17]	4		S	S	S	S			2		4.2x9.5	(E)SCREW (D)SCHRAUBE	(F)VIS (S)TORNILLO	
	96155849	4		S	S	S	S						(E)ROD-DOOR LOCKING (D)STAB,TÜRVERRIEGELUNG	(F)TRINGLE (S)VARILLA-CIERRE DE PUERTA	
	96155850 [18]	4		S	S	S	S			R 1			(E)ROD-DOOR HANDLE,OUTER (D)STAB,TÜRVERRIFF,AUßEN	(F)TRINGLE (S)VARILLA-MANIJA DE PUERTA	
	96124617-A	4		S	S	S	S			L 1					
	96124618-A [19]	4		S	S	S	S			R 1			(E)HANDLE-DOOR OUTSIDE (D)HENKEL,TÜR,AUßEN	(F)POIGNEE-EXTERIEURE PORTE (S)MANIJA-EXTERNA PUERTA	
	96145140	4		S	S	S	S			L 1					
	96145141	4		S	S	S	S			R 1					

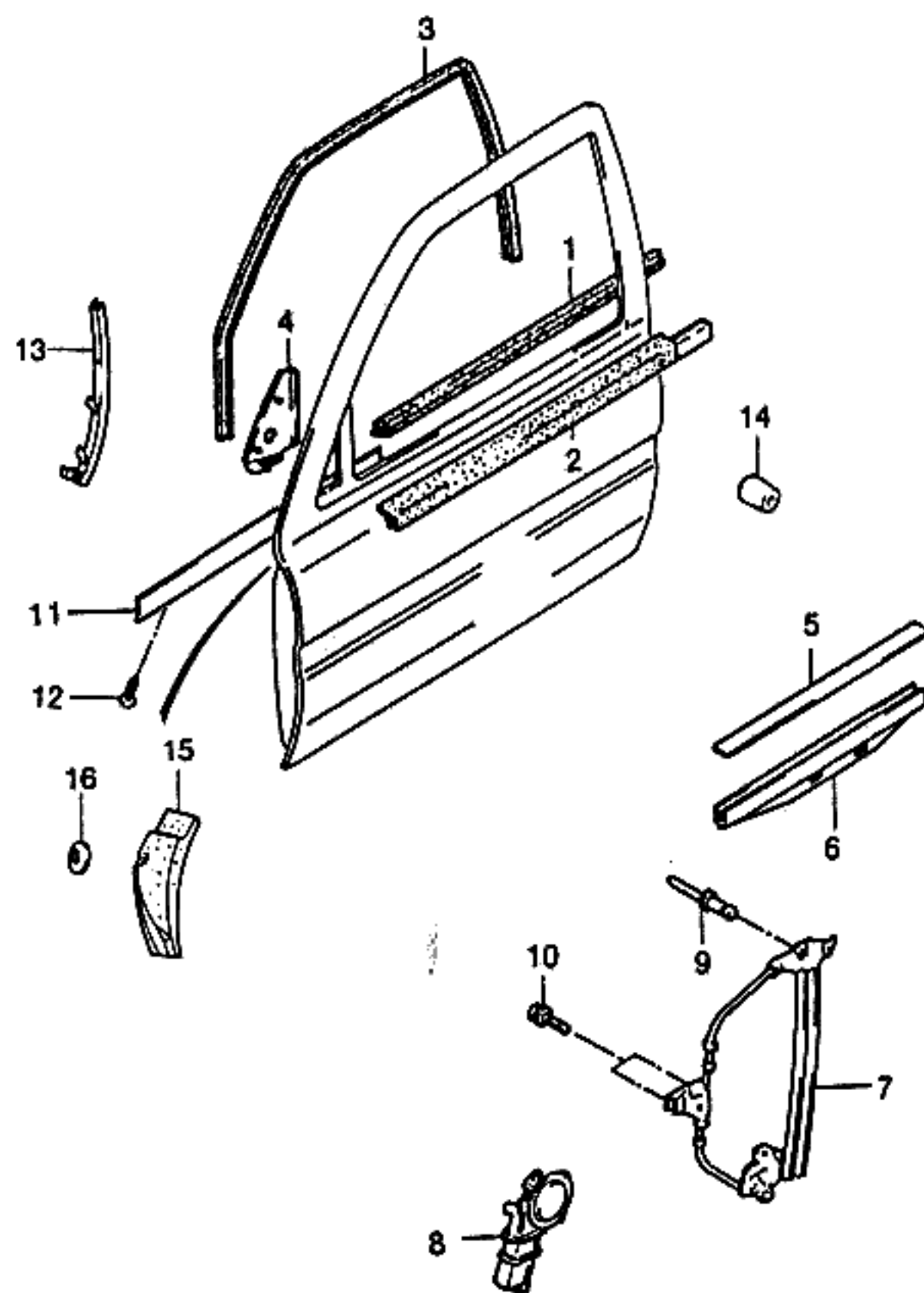
BDY(BODY)	T/A(TRANSAXLE)	LEVEL(TRIM LEVEL)
4 : 4 DOOR	M : MANUAL T/A A : AUTOMATIC T/A	I : GL II : GLX III : CD18 IV : CD20



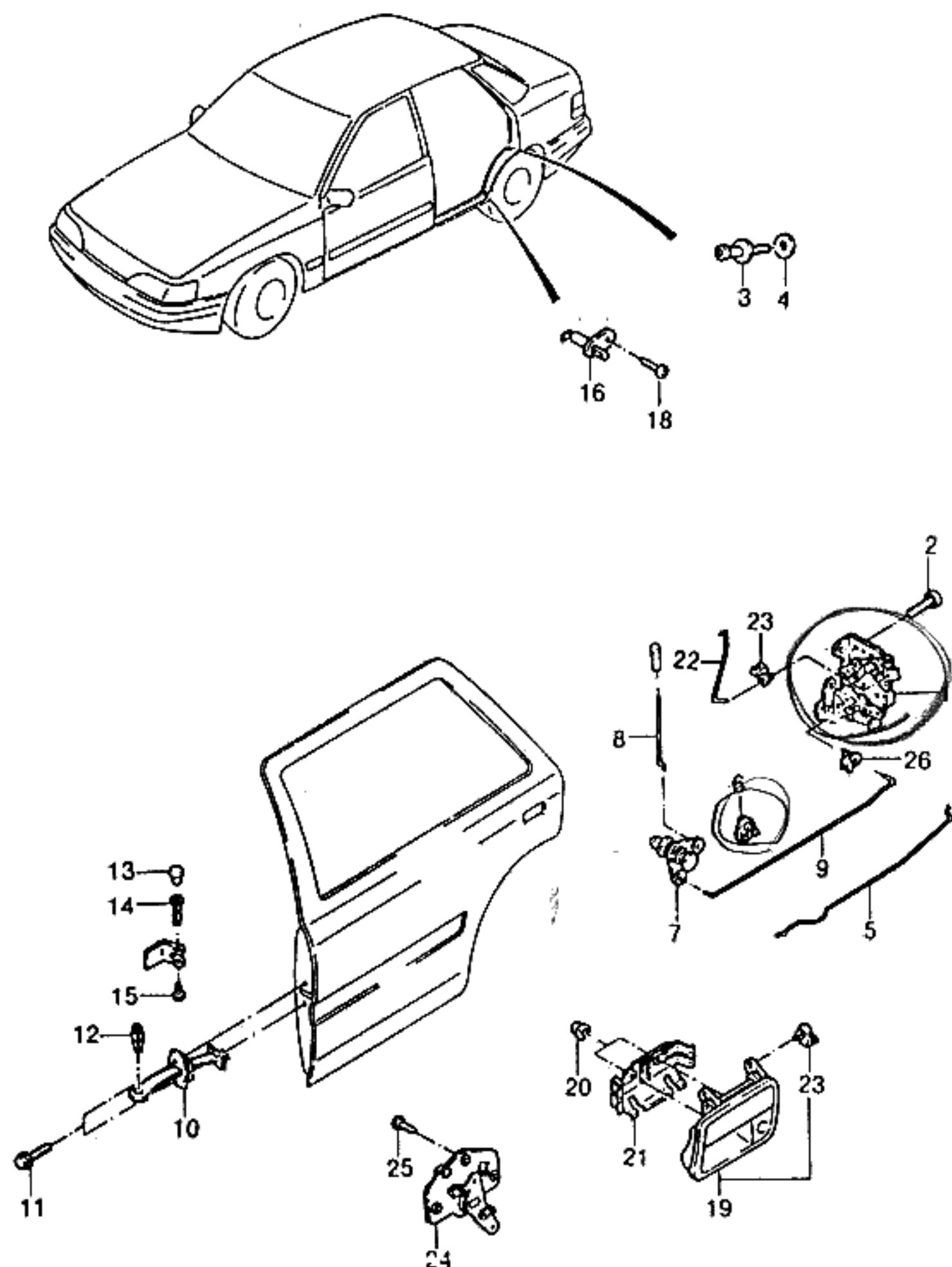
KEY NO.		PART NAME												
I T C	PART NO.	M O D E L				O P T I O N	L / R	Q T Y	EFFECTIVE DATE		R E M A R K S	P / C O D E		
		B D Y	T / A	L E V E L					F R O M	T O				
				I	II								III	IV
	[20]	(E)SUPPORT-REMOTE CONTROL (D)TRÄGER,FERNSTEUERUNG						(F)SUPPORT (S)SOPORTE-CONTROL REMOTO						
	96119183	4		S	S	S	S			L 1				
	96119184	4		S	S	S	S			R 1				
	[21]	(E)SCREW (D)SCHRAUBE						(F)VIS (S)TORNILLO						
	9034906100	4		S	S	S	S			6				
	[22]	(E)NUT (D)MUTTER						(F)ECROU (S)TUERCA						
	11063471	4		S	S	S	S			4	M6x18			
BDY(BODY)		T/A(TRANSAXLE)						LEVEL(TRIM LEVEL)						
4 : 4 DOOR		M : MANUAL T/A A : AUTOMATIC T/A						I : GL II : GLX III : CD18 IV : CD20						



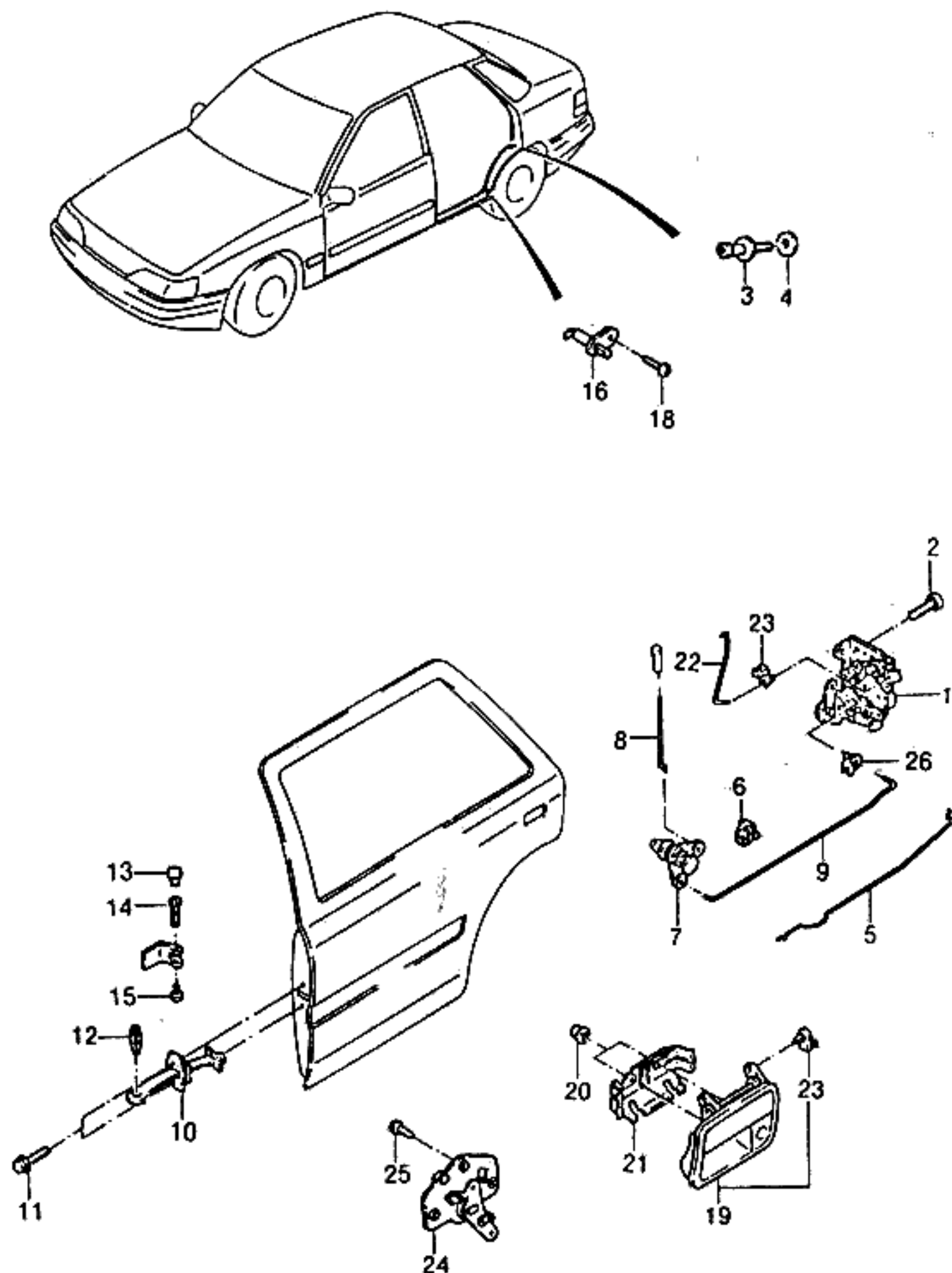
KEY NO.			PART NAME											
I T C	PART NO.	M O D E L				OPTION	L / R	Q T Y	EFFECTIVE DATE		REMARKS	P / C O D E		
		B D Y	T / A	LEVEL					FROM	TO				
				I	II								III	IV
	[01]	(E)W/STRIP-WDO CHANNEL,INR						(F)ISOLATION EN BANDELETTE						
	96124611	(D)DICHTUNGSLEISTE	4		S	S	S	S	L	1				
	96124612		4		S	S	S	S	R	1				
	[02]	(E)W/STRIP-WDO CHANNEL,OTR							(F)ISOLATION EN BANDELETTE					
	96131571	(D)DICHTUNGSLEISTE	4		S	S	S	S	L	1				
	96131572		4		S	S	S	S	R	1				
	[03]	(E)CHANNEL-GLASS RUN							(F)RAINURE-CHEMIN DE GLACE					
	96176593	(D)RILLE,SCHEIBE,ABLAUF	4		S	S	S	S	L	1	950414			
O	96209565		4		S	S	S	S	L	1	950415	ITC CR.		
	96176594		4		S	S	S	S	R	1	950414			
O	96209566		4		S	S	S	S	R	1	950415	ITC CR.		
	[04]	(E)COVER-WINDOW FRAME,INNER							(F)COUVERTURE					
	96137559	(D)DECKEL,FENSTERRAHMEN	4		S	S	-	A & D33	L	1				
	96137561		4		-	-	S	S & DK2/D46	L	1				
	96137560		4		S	S	-	A & D39	R	1				
	96137562		4		-	-	S	S & DK3/D47	R	1				
	[05]	(E)FILLER-DROP WINDOW GLASS							(F)REMPLEISSEUR					
	90186660	(D)FÜLLUNG	4		S	S	S	S	(S)RELLENO	2				
	[06]	(E)RAIL-DROP WINDOW,FRONT							(F)RAIL-ABATTANT FENETRE					
	90186658	(D)SCHIENE	4		S	S	S	S	(S)RIEL-VENTANA CAIDA,FRENTE	2				
	[07]	(E)LIFTER-WINDOW,FRONT							(F)LEVIER-FENETRE,AVANT					
	NP1135	(D)HEBER,FENSTERSCHEIBE	4		S	S	S	S	(S)LEVANTADOR-VENTANA	L	1	WO/MOTOR		
	NP1136		4		S	S	S	S		R	1	WO/MOTOR		
	[08] ✓	(E)MOTOR-POWER WINDOW,FR							(F)MOTEUR					
	96168983	(D)MOTOR,FENSTERSCHEIBE	4		S	S	S	S	(S)MOTOR-VENTANA ELECTRICA	L	1			
BDY(BODY)			T/A(TRANSAXLE)						LEVEL(TRIM LEVEL)					
4 : 4 DOOR			M : MANUAL T/A A : AUTOMATIC T/A						I : GL II : GLX III : CD18 IV : CD20					



KEY NO.		PART NAME												
I T C	PART NO.	M O D E L				OPTION	L / R	Q T Y	EFFECTIVE DATE		REMARKS	P / C O D E		
		B D Y	T / A	LEVEL					FROM	TO				
				I	II								III	IV
	96168984 [09]	4		S	S	S	S			R 1				
		(E)RIVET-POP (D)NIETE,DRUCK								(F)RIVET-SAUTE (S)ROBLON-SALTAR				
	11086102 [10]	4		S	S	S	S			14				
		(E)BOLT (D)SCHRAUBE								(F)BOULON (S)PERNO				
	94836718 [11]	4		S	S	S	S			6		M6x1.0x8		
		(E)WEATHERSTRIP-FR DR,LOWER (D)DICHTUNGSLEISTE								(F)ISOLATION EN BANDELETTE (S)BURLETE-PUERTA				
	96159494 [12]	4		S	S	S	S			2				
		(E)RETAINER (D)HACTER								(F)ARRETOIR (S)RETENEDOR				
	96165581 [13]	4		S	S	S	S			6				
		(E)RAIL-FRONT DOOR GUIDE (D)SCHIENE								(F)RAIL-GUIDE (S)RIEL-GUIA DEL FRENTE				
	96117154	4		S	S	S	S			L 1	941231			
Y	96125615-B	4		S	S	S	S			L 1	950101			
	96117155	4		S	S	S	S			R 1	941231			
Y	96125616-B	4		S	S	S	S			R 1	950101			
	[14]	(E)BUFFER-FRONT DOOR LOWER (D)STOßSCHEIBE								(F)TAMPON (S)AMORTIGUADOR				
	96166053	4		S	S	S	S			2	941027			
Y	96208142	4		S	S	S	S			2	941028			
	[15]	(E)SEAL-FRONT DOOR (D)DICHTUNG								(F)JOINT D'ETANCHEITE (S)SELLO				
	96136314	4		S	S	S	S			L 1				
	96136315	4		S	S	S	S			R 1				
	[16]	(E)BUTTON-PUSH (D)KNOPF								(F)BOUTON (S)BOTON				
	90244149	4		S	S	S	S			6				
BDY(BODY)		T/A(TRANSAXLE)							LEVEL(TRIM LEVEL)					
4 : 4 DOOR		M : MANUAL T/A A : AUTOMATIC T/A							I : GL II : GLX III : CD18 IV : CD20					



KEY NO.		PART NAME													
I T C	PART NO.	M O D E L						OPTION	L / R	Q T Y	EFFECTIVE DATE		REMARKS	F / C D E	
		B D Y	T / A	LEVEL							FROM	TO			
				I	II	III	IV								
	[01]	(E)LOCK-REAR DOOR (D)SCHLOß,HINTERTÜR									(F)VERROU-PORTE ARRIERE (S)CERRADURA-PUERTA TRASERA				
	96164415	4		S	S	S	S				L	1	950531		
Y	96209648	4		S	S	S	S				L	1	950601		
	96164416	4		S	S	S	S				R	1	950531		
Y	96209649	4		S	S	S	S				R	1	950601		
	[02]	(E)SCREW (D)SCHRAUBE									(F)VIS (S)TORNILLO				
	96084838	4		S	S	S	S					6			
	[03]	(E)PIN-DOOR STRIKER (D)STIFT,TÜR SCHLAG									(F)BROCHE-MARTEAU DE PORTE (S)PASADOR-GOLPEADOR				
	07978459	4		S	S	S	S					2			
	[04]	(E)WASHER-DISTANCE (D)DICHTUNGSRING,DISTANZ									(F)RONDELLE-DISTANCE (S)ARANDELA-DISTANCIA				
	03466674	4		S	S	S	S					2			
	03466675	4		S	S	S	S					2			
	[05]	(E)ROD-REMOTE CONTROL (D)STAB,FERNSTEUERUNG									(F)TRINGLE-CONTROLE (S)VARILLA-CONTROL REMOTO				
	96131410	4		S	S	S	S				L	1			
	96131411	4		S	S	S	S				R	1			
	[06]	(E)CLIP-LINKAGE (D)KLEMME,VERBINDUNG									(F)ATTACHE-ACCOUPLEMENT (S)GRAPA-ENLACE				
	90044397	4		S	S	S	S					2			
	[07]	(E)CRANK-LOCKING BELL (D)KURBEL GLOCKE									(F)MANIVELLE-RENOI (S)MANIVELA-CAMPANA				
	96125058-A	4		S	S	S	S					2			
	[08]	(E)ROD-RR DOOR LOCKING (D)STAB									(F)TRINGLE (S)VARILLA-CERRADURA DE PUER				
	96155909	4		S	S	S	S					2			
	[09]	(E)ROD-LOCKING DOOR (D)STAB									(F)TRINGLE (S)VARILLA-CON CIERRE DE PUE				
	96119170	4		S	S	S	S				L	1			
	96119171	4		S	S	S	S				R	1			
BDY(BODY)		T/A(TRANSAXLE)								LEVEL(TRIM LEVEL)					
4 : 4 DOOR		M : MANUAL T/A A : AUTOMATIC T/A								I : GL II : GLX III : CD18 IV : CD20					



KEY NO.		PART NAME												
I T C	PART NO.	M O D E L						O P T I O N	L / R	Q T Y	EFFECTIVE DATE		REMARKS	P / C O D E
		B D Y	T / A	L E V E L							F R O M	T O		
				I	II	III	IV							
	[10]	(E)CHECK-DOOR (D)TÜR-PRÜF								(F)ARRET-PORTE (S)PUERTA DE VERIFICAR				
	96109838	4		S	S	S	S			2				
	[11]	(E)BOLT & WASHER (D)SCHRAUBE&MUTTER								(F)BOULON&RONDELLE (S)PERNO Y ARANDELA				
	11080402	4		S	S	S	S			4				
	[12]	(E)SLEEVE-SPLIT (D)HÜLSE,SPALTE								(F)CHEMISE-FENDUE (S)MANGA-DIVIDIR				
	90195523	4		S	S	S	S			2				
	[13]	(E)PLUG (D)STÖPSEL								(F)BOUCHON (S)TAPON				
	03458232	4		S	S	S	S			2				
	[14]	(E)PIN-HINGE & PILLAR (D)HÜLSE,SPALTE								(F)CHEMISE-FENDUE (S)MANGA-DIVIDIR				
	96163646	4		S	S	S	S			4				
	[15]	(E)CAP-HINGE (D)DECKEL,BESCHLAG								(F)CHAPEAU-CHARNIERE (S)TAPA-BISAGRA				
	90181351	4		S	S	S	S			4				
	[16]	(E)SWITCH-DOOR CONTACT (D)SCHALTER,TÜR KONTAKT								(F)COMMUTATEUR-CONTACT (S)INTERRUPTOR				
	96175901	4		S	S	S	S			2				
	[18]	(E)SCREW (D)SCHRAUBE								(F)VIS (S)TORNILLO				
	11041737	4		S	S	S	S			4		M4.2x9.5		
	[19]	(E)HANDLE-REAR DOOR OUTSIDE (D)HENKEL,TÜR,AUßEN								(F)POIGNEE-EXTERIEURE PORTE (S)MANIJA-EXTERNA PUERTA				
	96134291-B	4		S	S	S	S			L 1				
	96134292-B	4		S	S	S	S			R 1				
	[20]	(E)NUT (D)MÜTTER								(F)ECROU (S)TUERCA				
	11063471	4		S	S	S	S			2		M6x18		
	[21]	(E)BRACKET-OUTSIDE HANDLE,RR (D)TRÄGER,AUßENGRIFF								(F)SUPPORT (S)SOPORTE-MANIJA EXTERIOR				
	96124227-A	4		S	S	S	S			2				

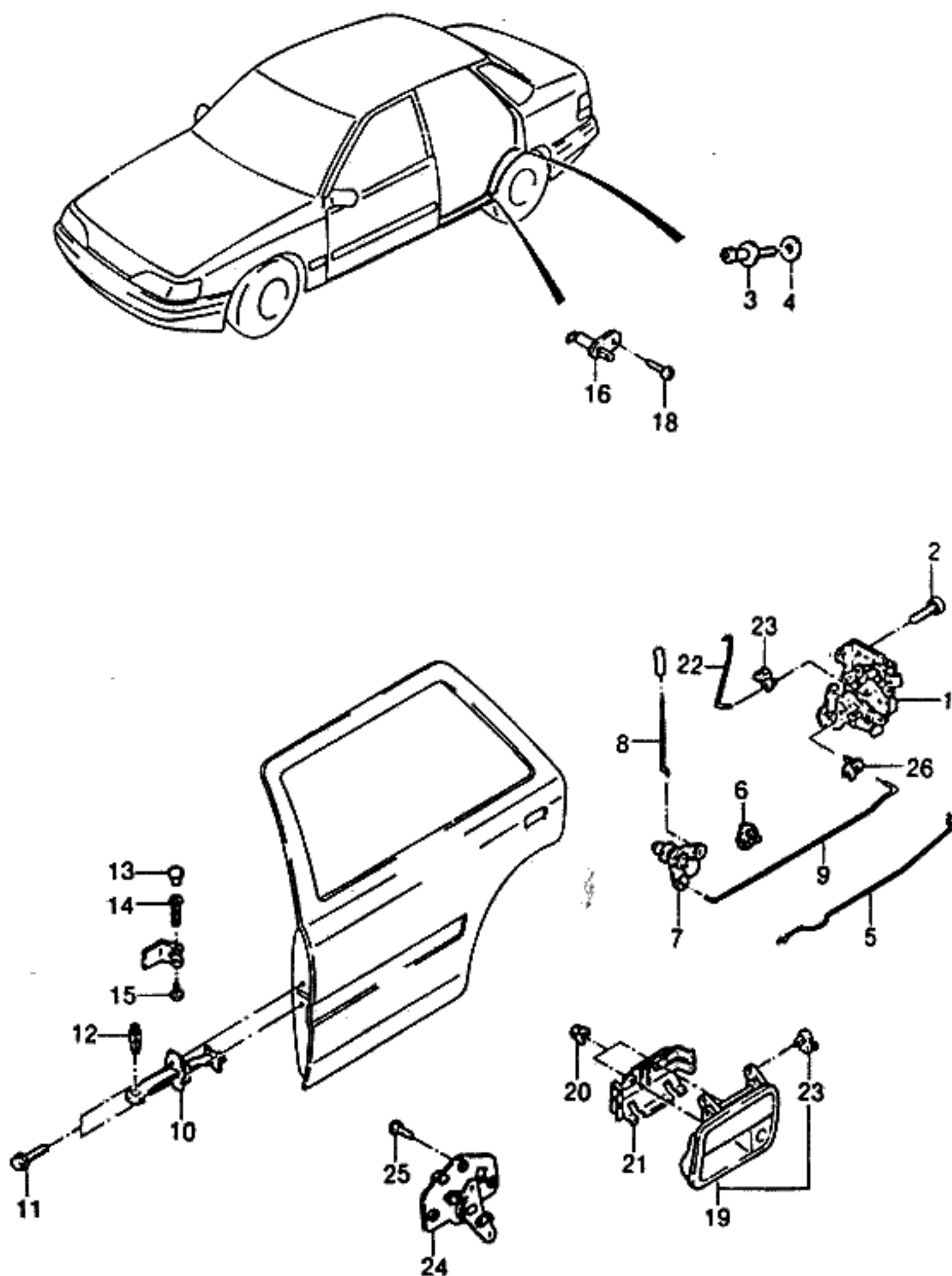
BDY(BODY)

T/A(TRANSAXLE)

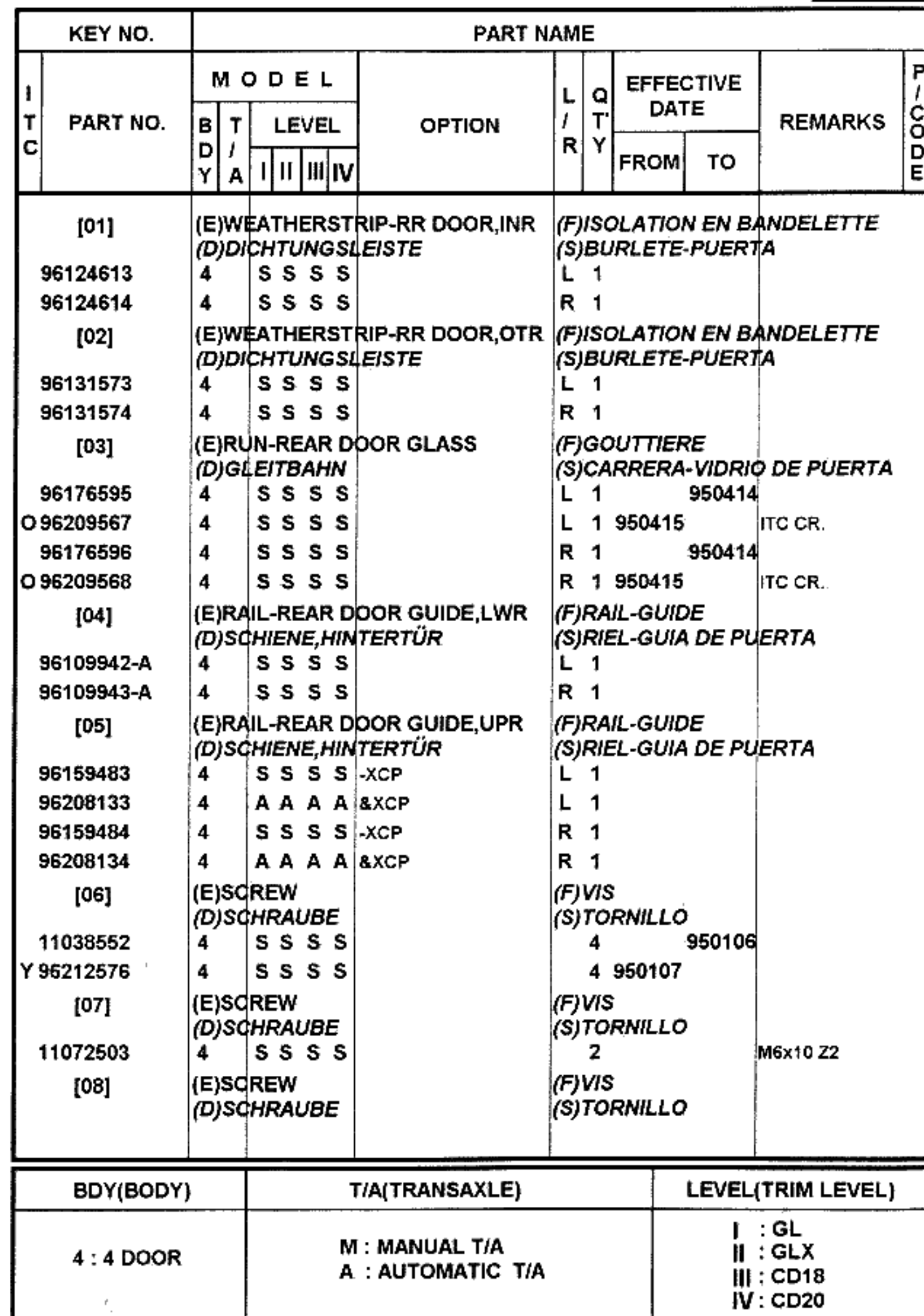
LEVEL(TRIM LEVEL)

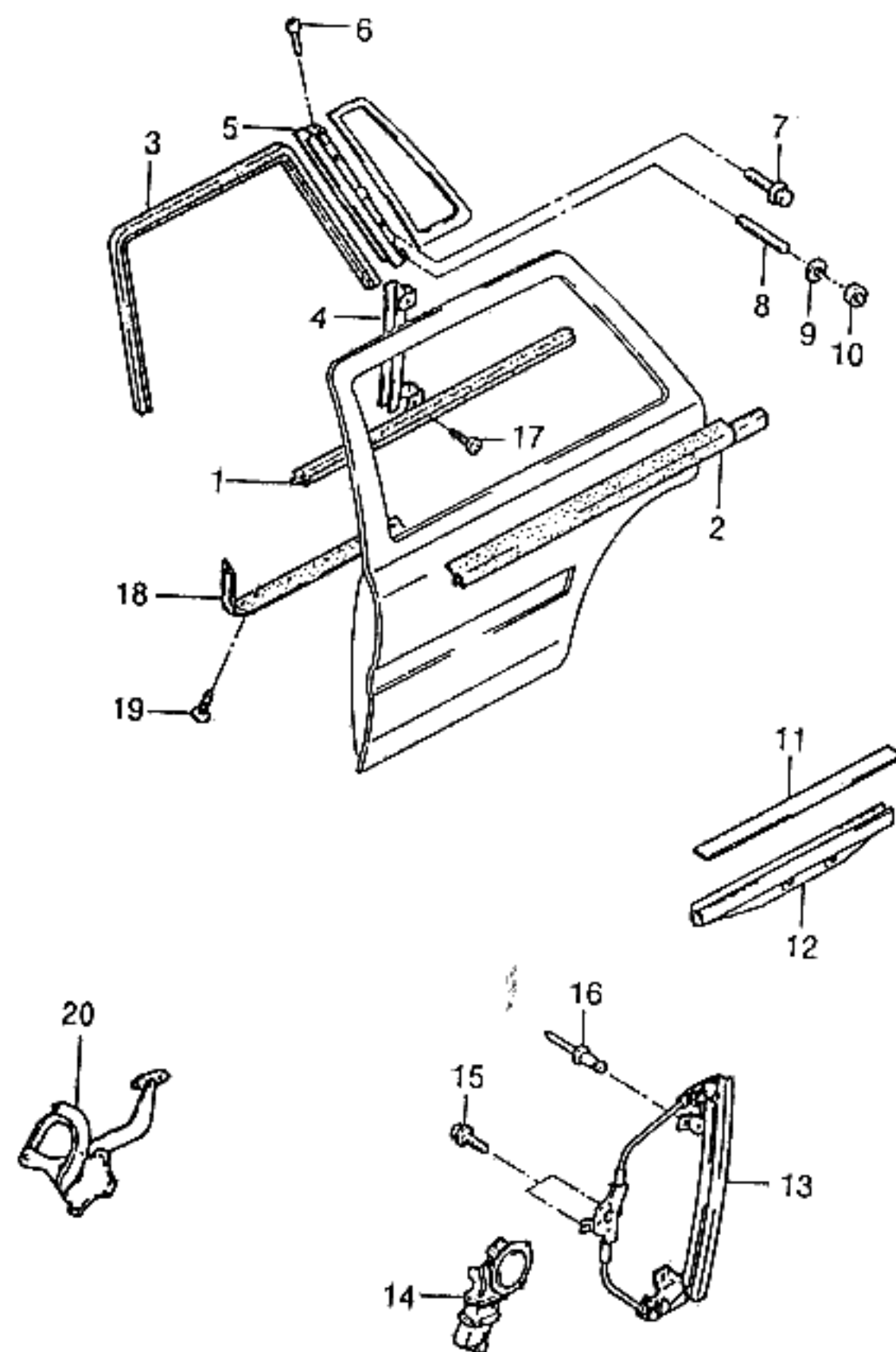
4 : 4 DOOR

M : MANUAL T/A
A : AUTOMATIC T/AI : GL
II : GLX
III : CD18
IV : CD20

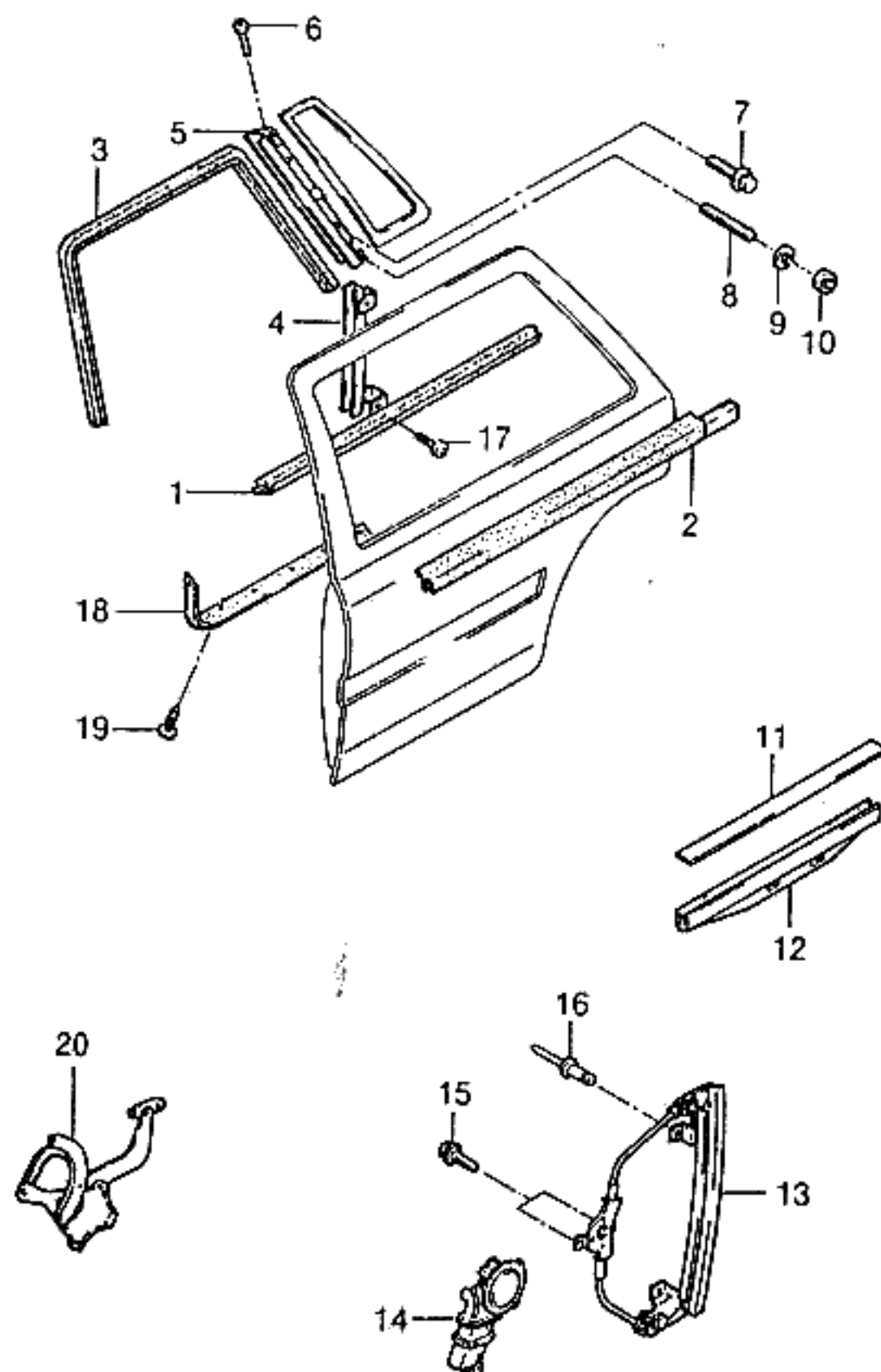


KEY NO.		PART NAME												
I T C	PART NO.	M O D E L				O P T I O N	L / R	Q T Y	EFFECTIVE DATE		R E M A R K S	P / C O D E		
		B D Y	T / A	L E V E L					F R O M	T O				
				I	II								III	IV
	[22]	(E)ROD-OUTSIDE HANDLE (D)STAB,AUßEN-GRIFF						(F)TRINGLE (S)VARILLA-MANIJA EXTERNA						
	96124619	4		S	S	S	S	L	1					
	96124620	4		S	S	S	S	R	1					
	[23]	(E)CLIP-LINKAGE (D)KLEMME,VERBINDUNG						(F)ATTACHE-ACCOUPLEMENT (S)GRAPA-ENLACE						
	96159551	4		S	S	S	S		4					
	[24]	(E)SUPPORT-REMOTE CONTROL (D)TRÄGER,FERNSTEUERUNG						(F)SUPPORT (S)SOPORTE-CONTROL REMOTO						
	96119183	4		S	S	S	S	L	1					
	96119184	4		S	S	S	S	R	1					
	[25]	(E)SCREW (D)SCHRAUBE						(F)VIS (S)TORNILLO						
	9034906100	4		S	S	S	S		6					
	[26]	(E)CLIP-LINKAGE (D)KLEMME,VERBINDUNG						(F)ATTACHE-ACCOUPLEMENT (S)GRAPA-ENLACE						
	96159550	4		S	S	S	S		4					
BDY(BODY)		T/A(TRANSAXLE)							LEVEL(TRIM LEVEL)					
4 : 4 DOOR		M : MANUAL T/A A : AUTOMATIC T/A							I : GL II : GLX III : CD18 IV : CD20					

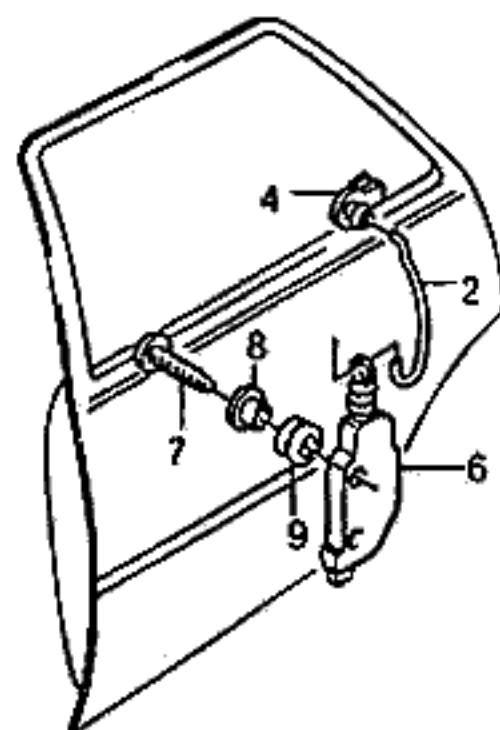




KEY NO.		PART NAME												
I T C	PART NO.	M O D E L						O P T I O N	L / R	Q T Y	E F F E C T I V E D A T E		R E M A R K S	P / C O D E
		B D Y	T / A	L E V E L							F R O M	T O		
				I	II	III	IV							
	11087771 [09]	4		S	S	S	S			2				
		(E)WASHER (D)DICHTUNGSRING								(F)RONDELLE (S)ARANDELA				
	11035613 [10]	4		S	S	S	S			4			6.4	
		(E)NUT (D)MUTTER								(F)ECROU (S)TUERCA				
	11011622 [11]	4		S	S	S	S			4			M6	
		(E)FILLER-DROP WINDOW GLASS (D)FÜLLUNG								(F)REMPLEISSEUR (S)RELLENO				
	90186660 [12]	4		S	S	S	S			2				
		(E)RAIL-DROP WINDOW,FRONT (D)SCHIENE								(F)RAIL-ABATTANT FENETRE (S)RIEL-VENTANA CAIDA,FRENTE				
	90186658 [13]	4		S	S	S	S			2				
		(E)LIFTER-WINDOW,REAR (D)HEBER,FENSTERSCHEIBE								(F)LEVIER-FENETRE,ARRIERE (S)LEVANTADOR-VENTANA				
	NP1137	4		-	S	S	S	&A31/A33		L 1				
	NP1138	4		-	S	S	S	&A31/A33		R 1				
	[14]	(E)MOTOR-POWER WINDOW,FR (D)MOTOR,FENSTERSCHEIBE								(F)MOTEUR (S)MOTOR-VENTANA ELECTRICA				
	96168983	4		-	S	S	S			L 1				
	96168984	4		-	S	S	S			R 1				
	[15]	(E)BOLT (D)SCHRAUBE								(F)BOULON (S)PERNO				
	94836718	4		-	S	S	S			6			M6x1.0x8	
	[16]	(E)RIVET-POP (D)NIETE,DRUCK								(F)RIVET-SAUTE (S)ROBLON-SALTAR				
	11086102	4		S	S	S	S			4			4.8x11	
	[17]	(E)SCREW (D)SCHRAUBE								(F)VIS (S)TORNILLO				
	11085451	4		-	S	S	S			2			M5x10	
	[18]	(E)WEATHERSTRIP-FR DR,LOWER (D)DICHTUNGSLAISTE								(F)ISOLATION EN BANDELETTE (S)BURLETE-PUERTA				
	96159496-B	4		S	S	S	S			L 1				
	96159497-B	4		S	S	S	S			R 1				
BDY(BODY)		T/A(TRANSAXLE)						LEVEL(TRIM LEVEL)						
4 : 4 DOOR		M : MANUAL T/A A : AUTOMATIC T/A						I : GL II : GLX III : CD18 IV : CD20						

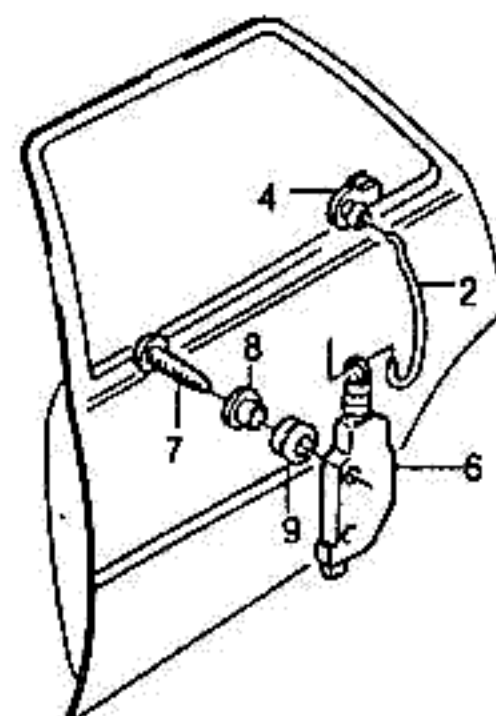
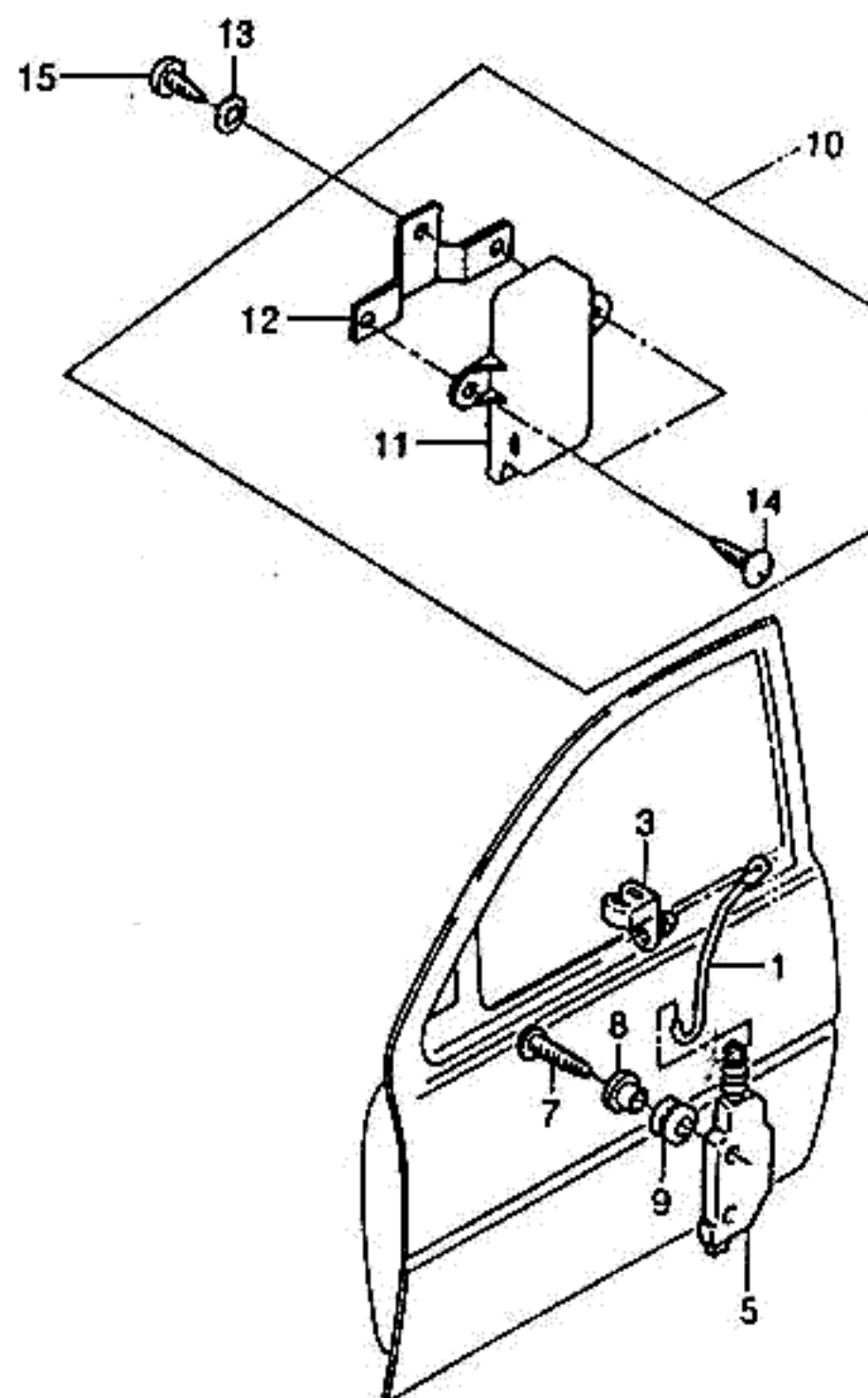


KEY NO.		PART NAME												
I T C	PART NO.	M O D E L						O P T I O N	L / R	Q T Y	E F F E C T I V E D A T E		R E M A R K S	P / C O D E
		B D Y	T / A	L E V E L							F R O M	T O		
				I	II	III	IV							
	[19] 96165581	(E)RETAINER (D)HALTER 4		S	S	S	S			(F)ARRETOIR (S)RETENEDOR 7				
	[20] 96160773	(E)LIFTER-WINDOW,REAR (D)HEBER,FENSTERSCHEIBE 4		S	-	-	A	&A32			(F)LEVIER-FENETRE,ARRIERE (S)LEVANTADOR-VENTANA L 1			
	96160774	4		S	-	-	A	&A32			R 1			
BDY(BODY)		T/A(TRANSAXLE)							LEVEL(TRIM LEVEL)					
4 : 4 DOOR		M : MANUAL T/A A : AUTOMATIC T/A							I : GL II : GLX III : CD18 IV : CD20					

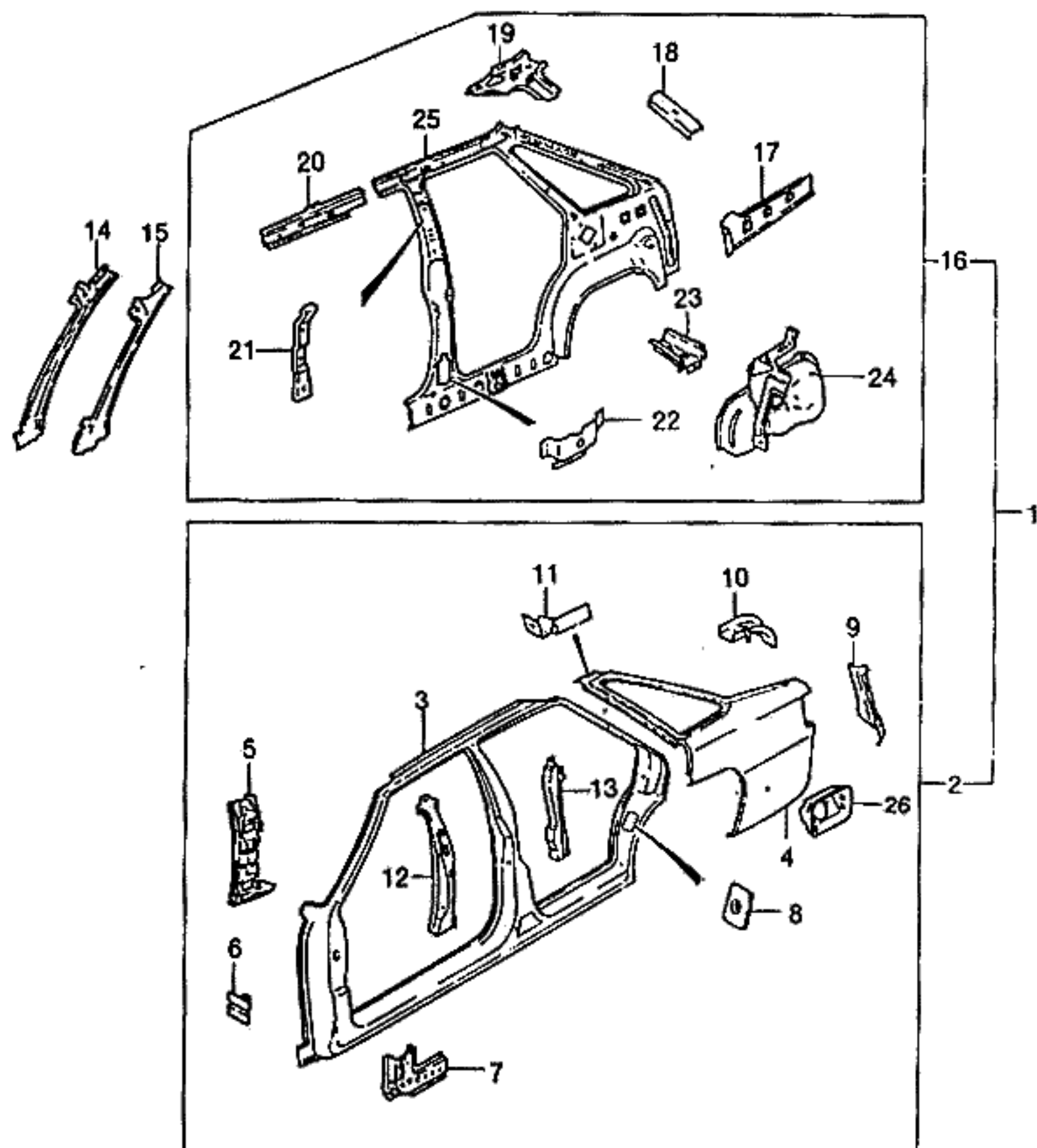



KEY NO.		PART NAME												
I T C	PART NO.	MODEL				OPTION	L / R	Q T Y	EFFECTIVE DATE		REMARKS	P / C O D E		
		B D Y	T / A	LEVEL					FROM	TO				
				I	II								III	IV
	[01]	(E)ROD-FR DOOR CENTRAL LOCK (D)STAB						(F)TRINGLE (S)VARILLA-CIERRE CENTRAL						
	96178469	4	-	S	S	S		L	1					
	96178470	4	-	S	S	S		R	1					
	[02]	(E)ROD-RR DOOR CENTRAL LOCK (D)STAB						(F)TRINGLE (S)VARILLA-CIERRE CENTRAL						
	96178471	4	-	S	S	S		L	1					
	96178472	4	-	S	S	S		R	1					
	[03]	(E)CLIP-LINKAGE (D)KLEMME, VERBINDUNG						(F)ATTACHE-ACCOUPLEMENT (S)GRAPA-ENLACE						
	96210998	4	-	S	S	S			2					
	[04]	(E)CLIP-LINKAGE (D)KLEMME, VERBINDUNG						(F)ATTACHE-ACCOUPLEMENT (S)GRAPA-ENLACE						
	96159550	4	-	S	S	S			2					
	[05]	(E)ACTUATOR-CENTRAL LOCKING (D)BETÄTIGUNG						(F)ACTIONNEUR (S)ACTUADOR-CIERRE CENTRAL						
	96178431	4	-	S	S	S		L	1			KC		
	96178429	4	-	S	S	S		R	1			KA		
	[06]	(E)ACTUATOR-CENTRAL LOCKING (D)BETÄTIGUNG						(F)ACTIONNEUR (S)ACTUADOR-CIERRE CENTRAL						
	96178429	4	-	S	S	S			2			KA		
	[07]	(E)SCREW (D)SCHRAUBE						(F)VIS (S)TORNILLO						
	90196374	4	-	S	S	S			8					
	[08]	(E)BUSHING (D)LAGERFUTTER						(F)MANCHON (S)BUJE DE BOQUILLA						
	90196280	4	-	S	S	S			8					
	[09]	(E)BUMPER (D)STOßSTANGE						(F)PARE-CHOC (S)PARACHOQUES						
	90196279	4	-	S	S	S			8					
	[10]	(E)CONTROL UNIT-DOOR LOCK (D)STEUERUNGS-EINHEIT						(F)UNITE DE CONTROLE (S)UNIDAD DE CONTROL						
	96134783	4	-	S	S	S			1					

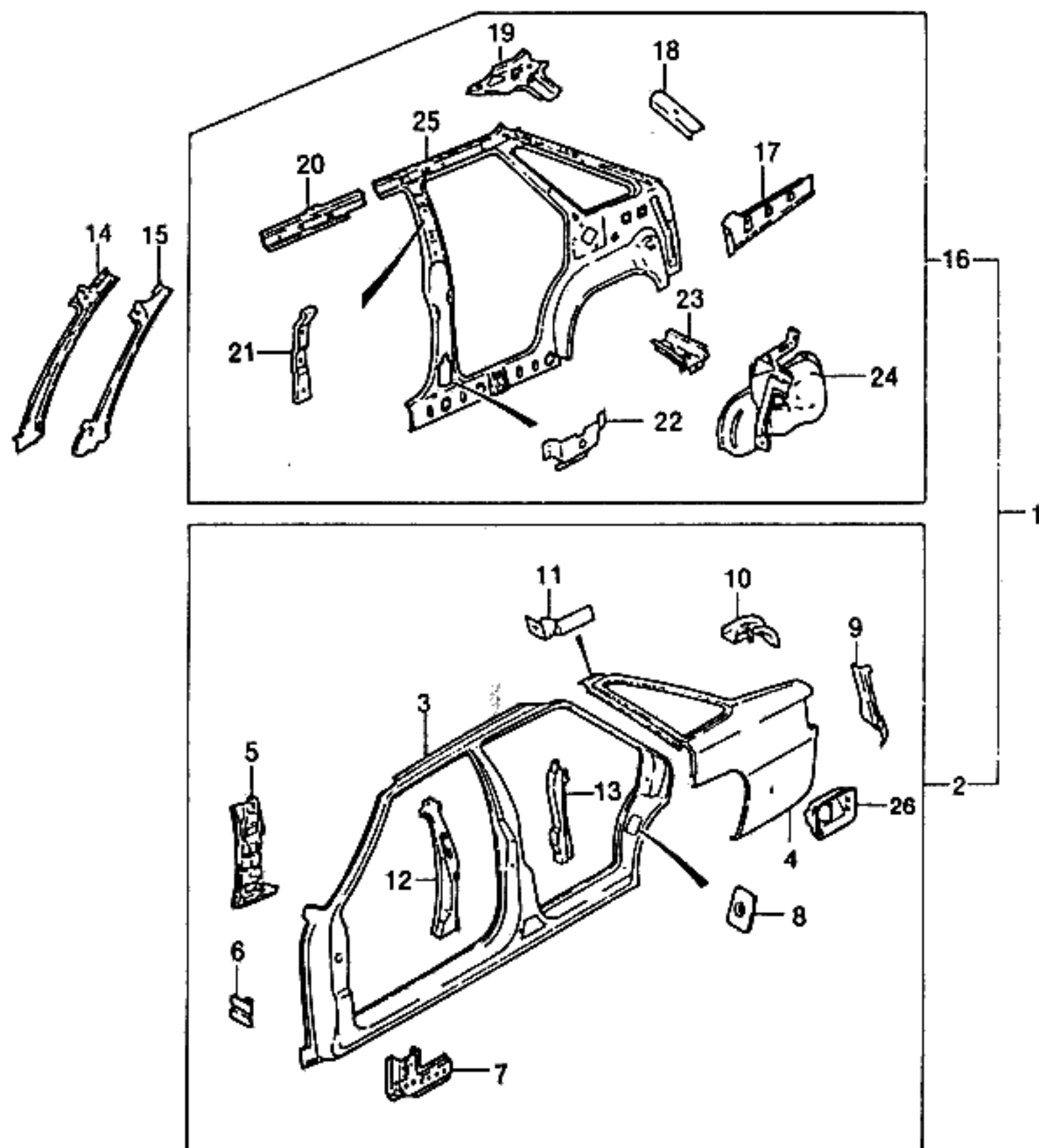

BDY(BODY)	T/A(TRANSAXLE)	LEVEL(TRIM LEVEL)
4 : 4 DOOR	M : MANUAL T/A A : AUTOMATIC T/A	I : GL II : GLX III : CD18 IV : CD20



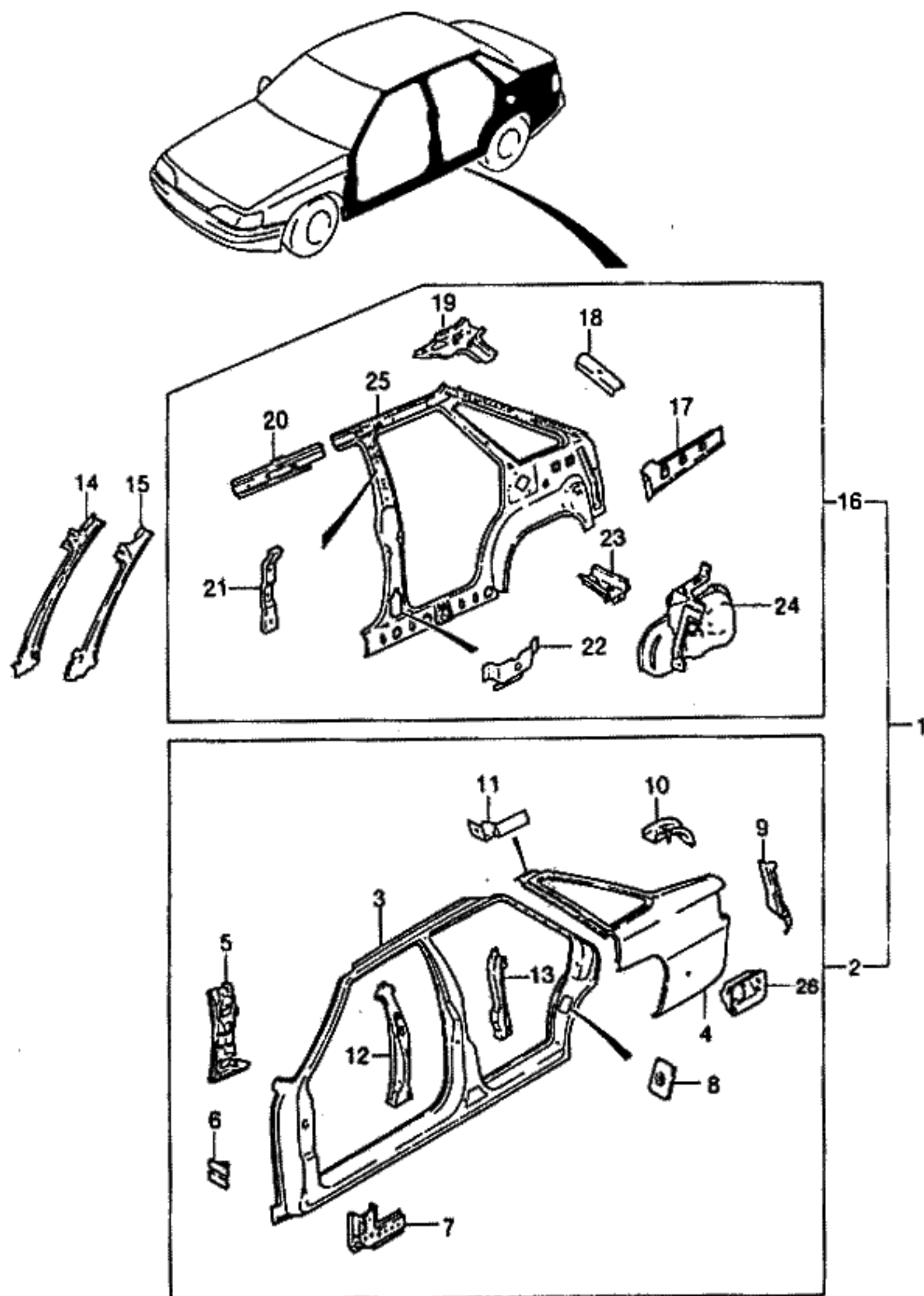
KEY NO.		PART NAME												
I T C	PART NO.	MODEL						OPTION	L / R	Q T Y	EFFECTIVE DATE		REMARKS	P / C O D E
		B D Y	T / A	LEVEL							FROM	TO		
				I	II	III	IV							
	[11]	(E)CONTROL UNIT-DOOR LOCK (D)STEUERUNGS-EINHEIT									(F)UNITE DE CONTROLE (S)UNIDAD DE CONTROL			
	90191825	4	-	S	S	S	S				1			
	[12]	(E)BRACKET-CONTROL UNIT (D)TRÄGER,STEUERUNGSEINHEIT									(F)SUPPORT-UNITE DE CONTROLE (S)SOPORTE-UNIDA DE CONTROL			
	90197070	4	-	S	S	S	S				1			
	[13]	(E)WASHER-TOOTH LOCK (D)DICHTUNGSRING									(F)RONDELLE-VERROU DE DENT (S)ARANDELA-CIERRE DE DIENTE			
	11047452	4	-	S	S	S	S				1			
	[14]	(E)SCREW-SELF TAP (D)SCHRAUBE									(F)VIS (S)TORNILLO			
	11041732	4	-	S	S	S	S				2			
	[15]	(E)SCREW-SELF TAP (D)SCHRAUBE									(F)VIS (S)TORNILLO			
	11041732	4	-	S	S	S	S				1			
BDY(BODY)		T/A(TRANSAXLE)						LEVEL(TRIM LEVEL)						
4 : 4 DOOR		M : MANUAL T/A A : AUTOMATIC T/A						I : GL II : GLX III : CD18 IV : CD20						



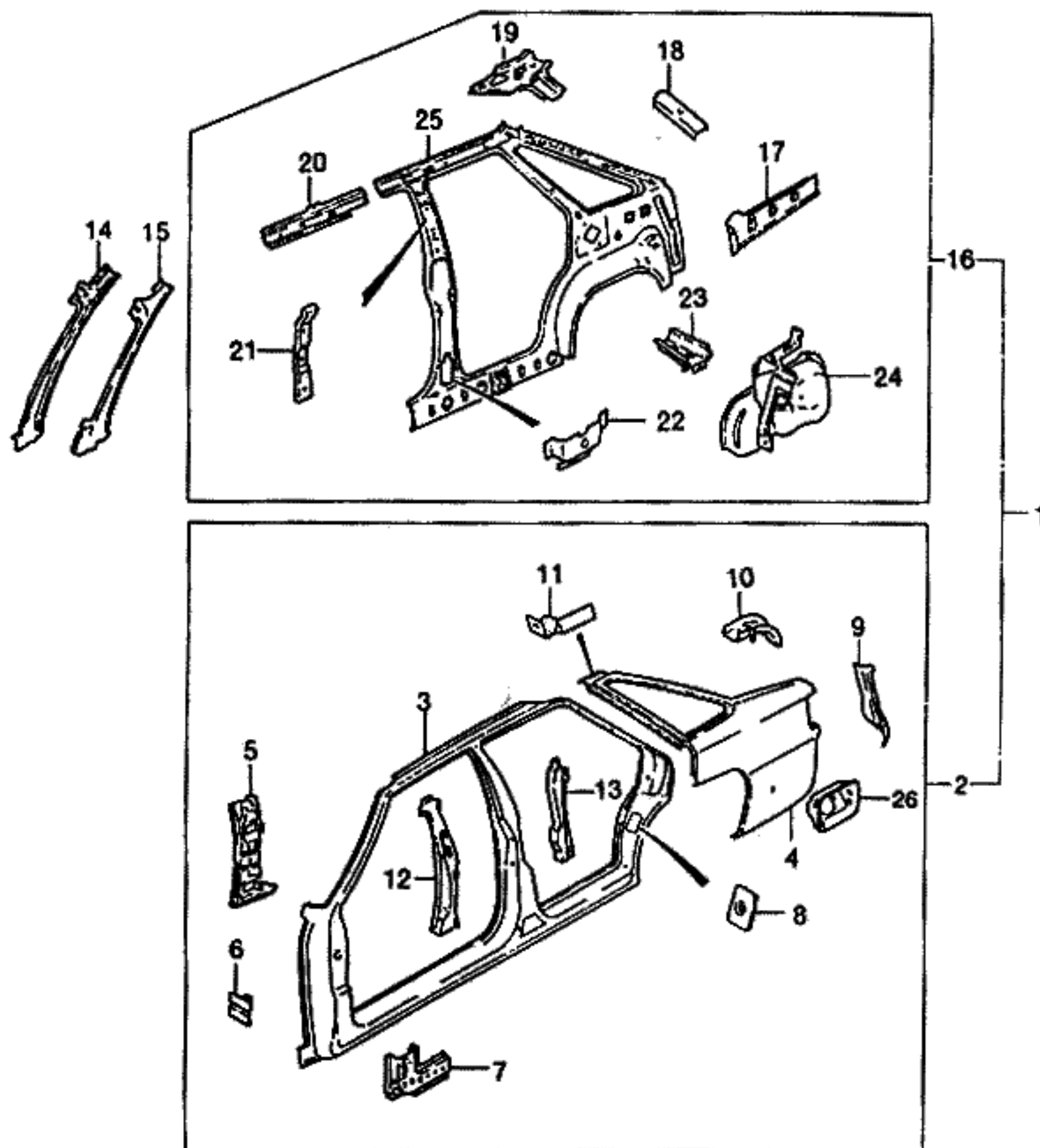

KEY NO.		PART NAME												
I T C	PART NO.	MODEL				OPTION	L / R	Q T Y	EFFECTIVE DATE		REMARKS	P / C O D E		
		B D Y	T / A	LEVEL					FROM	TO				
				I	II								III	IV
	[01]	(E)PANEL CPL-SIDE, OUTER (D)VERKLEIDUNG, SEITE, AUßEN				(F)PANNEAU-COTE EXTERNE (S)PANEL-LADO EXTERNO								
	K96148211	4		S	S	S	S	-XCP	L	1				
	K96208268	4		A	A	A	A	&AAC&XCP	L	1				
	K96212616	4		-	-	-	A	&XCP-AAC	L	1	MOSCOW TAXI			
	K96119808	4		S	S	S	S	-XCP	R	1				
	K96208269	4		A	A	A	A	&AAC&XCP	R	1				
	K96212617	4		-	-	-	A	&XCP-AAC	R	1	MOSCOW TAXI			
	[02]	(E)PANEL A-SIDE, OUTER (D)VERKLEIDUNG, SEITE, AUßEN				(F)PANNEAU-COTE EXTERNE (S)PANEL-LADO EXTERNO								
	K96148210	4		S	S	S	S	-XCP	L	1				
	K96208264	4		A	A	A	A	&XCP	L	1				
	K96119803	4		S	S	S	S	-XCP	R	1				
	K96208265	4		A	A	A	A	&XCP	R	1				
	[03]	(E)FRAME-DOOR OPENING (D)RAHMEN, TÜRÖFFNUNG				(F)CADRE-OUVERTURE DE PORTE (S)ARMADURA								
	K96148195	4		S	S	S	S	-XCP	L					
	K96208252	4		A	A	A	A	&XCP	L	1				
	K96148196	4		S	S	S	S	-XCP	R	1				
	K96208253	4		A	A	A	A	&XCP	R	1				
	[04]	(E)PANEL-SIDE, OUTER (D)VERKLEIDUNG, SEITE, AUßEN				(F)PANNEAU-COTE EXTERNE (S)PANEL-LADO EXTERNO								
	K96148367	4		S	S	S	S	-XCP	L	1	950411			
Y	K96209747	4		S	S	S	S	-XCP	L	1	950412			
	K96208254	4		A	A	A	A	&XCP	L	1	950411			
Y	K96209749	4		A	A	A	A	&XCP	L	1	950412			
	K96119418	4		S	S	S	S	-XCP	R	1	950411			
Y	K96209748	4		S	S	S	S	-XCP	R	1	950412			
	K96208255	4		A	A	A	A	&XCP	R	1	950411			
Y	K96209750	4		A	A	A	A	&XCP	R	1	950412			
	[05]	(E)REINF-HINGE, FRONT (D)VERSTÄRKUNG				(F)RENFORCEMENT (S)REFUERZO-BISAGRA								
BDY(BODY)		T/A(TRANSAXLE)						LEVEL(TRIM LEVEL)						
4 : 4 DOOR		M : MANUAL T/A A : AUTOMATIC T/A						I : GL II : GLX III : CD18 IV : CD20						



KEY NO.		PART NAME												P / CODE
I T C	PART NO.	M O D E L						OPTION	L / R	Q T Y	EFFECTIVE DATE		REMARKS	
		B D Y	T / A	LEVEL							FROM	TO		
				I	II	III	IV							
	K96157403	4		S	S	S	S		L	1				
	K96157404	4		S	S	S	S		R	1				
	[06]			(E)	SUPPORT-DOOR CHECK				(F)	SUPPORT-SECURITE DE PORTE				
				(D)	TRÄGER,TÜR PRÜF				(S)	SOPORTE-PARADA DE PUERTA				
	90195522	4		S	S	S	S			4				
	[07]			(E)	REINF-HINGE PILLAR,LOWER				(F)	RENFORCEMENT				
				(D)	VERSTÄRKUNG				(S)	REFUERZO-BISAGRA				
	K96148201	4		S	S	S	S		L	1				
	K96148202	4		S	S	S	S		R	1				
	[08]			(E)	REINF-PILLAR LOCK				(F)	RENFORCEMENT				
				(D)	VERSTÄRKUNG				(S)	REFUERZO				
	96165151-A	4		S	S	S	S		L	1				
	96165152-A	4		S	S	S	S		R	1				
	[09]			(E)	INSERT-SIDE PANEL,OUTER				(F)	INSERTION-PANNEAU DE COTE				
				(D)	EINSATZ,SEITENVERKLEIDUNG				(S)	REFUERZO				
	K96107372	4		S	S	S	S	-XCP	L	1	950411			
	NK96211089	4		S	S	S	S	-XCP	L	1	950412	PART NO CR		
	K96208258	4		A	A	A	A	&XCP	L	1	950411			
	NK96211091	4		A	A	A	A	&XCP	L	1	950412	PART NO CR		
	K96107373	4		S	S	S	S	-XCP	R	1	950411			
	NK96211090	4		S	S	S	S	-XCP	R	1	950412	PART NO CR		
	K96208259	4		A	A	A	A	&XCP	R	1	950411			
	NK96211092	4		A	A	A	A	&XCP	R	1	950412	PART NO CR		
	[10]			(E)	GUSSET-SIDE PANEL,OUTER				(F)	GOUSSET-PANNEAU DE COTE				
				(D)	ECKBLECH				(S)	ANGULAR-PANEL DEL LADO				
	K96107374	4		S	S	S	S	-XCP	L	1	950411			
	NK96209741	4		S	S	S	S	-XCP	L	1	950412			
	K96208256	4		A	A	A	A	&XCP	L	1	950411			
	NK96209743	4		A	A	A	A	&XCP	L	1	950412			
	K96107375	4		S	S	S	S	-XCP	R	1	950411			
	NK96209742	4		S	S	S	S	-XCP	R	1	950412			
	K96208257	4		A	A	A	A	&XCP	R	1	950411			
BDY(BODY)		T/A(TRANSAXLE)							LEVEL(TRIM LEVEL)					
4 : 4 DOOR		M : MANUAL T/A A : AUTOMATIC T/A							I : GL II : GLX III : CD18 IV : CD20					

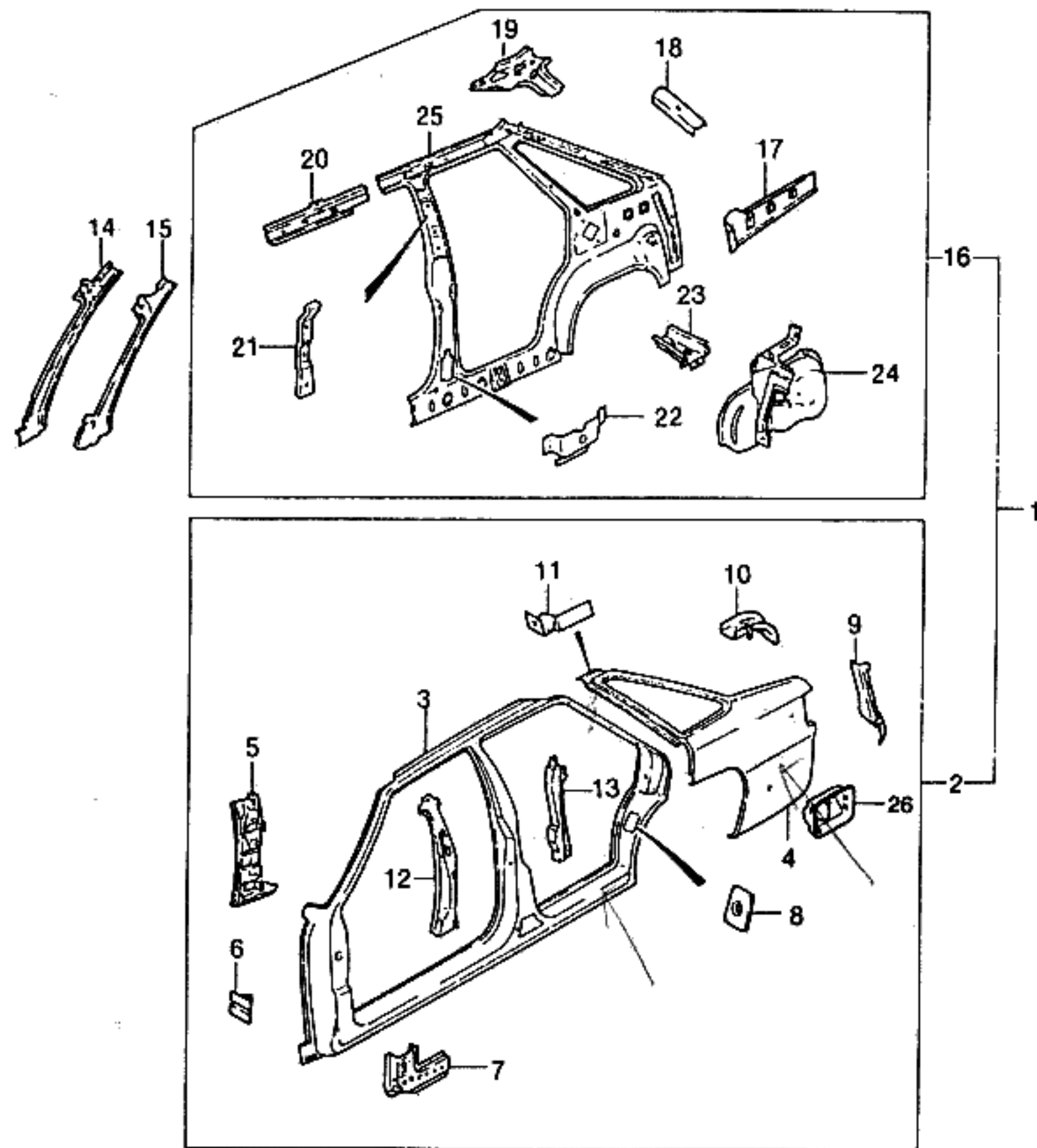



KEY NO.		PART NAME												P / CODE
I T C	PART NO.	M O D E L				O P T I O N	L / R	Q T Y	E F F E C T I V E D A T E		R E M A R K S			
		B D Y	T / A	L E V E L					F R O M	T O				
				I	II							III	IV	
	NK96209744 [11]	4		A	A	A	A	&XCP		R	1	950412	(F)SUPPORT (S)SOPORTE	
	96136566	4		S	S	S	S			L	1			
	96136567	4		S	S	S	S			R	1			
	[12]			(E)REINF-CENTER PILLAR,FRONT (D)VERSTÄRKUNG,ZENTRAL-SÄUL						(F)RENFORCEMENT (S)REFUERZO-PILAR DEL CENTRO				
	96157407-A	4		S	S	S	S			L	1			
	96157408-A	4		S	S	S	S			R	1			
	[13]			(E)REINF-CENTER PILLAR,REAR (D)VERSTÄRKUNG,ZENTRAL-SÄUL						(F)RENFORCEMENT (S)REFUERZO-PILAR DEL CENTRO				
	K96157411	4		S	S	S	S			L	1			
	K96157412	4		S	S	S	S			R	1			
	[14]			(E)PILLAR-FRONT,INNER (D)SÄULE,VORDER-KAROSSERIE						(F)PILIER-CORPS AVANT (S)PILAR-FRENTE DE CUERPO				
	96119335-F	4		S	S	S	S			L	1			
	96155685	4		S	S	S	S			R	1			
	[15]			(E)REINF-FRONT PILLAR,INNER (D)VERSTÄRKUNG						(F)RENFORCEMENT (S)REFUERZO-PILAR INTERNO				
	96119108-A	4		S	S	S	S			L	1			
	96119109-A	4		S	S	S	S			R	1			
	[16]			(E)PANEL A-SIDE,INNER (D)VERKLEIDUNG,SEITE,INNEN						(F)PANNEAU-COTE INTERNE (S)PANEL-LADO INTERNO				
	N/S(17-25)													NO SERVICE
	[17]			(E)PLATE-WEB,REAR (D)PLATTE,GEWEBE-,HINTEN						(F)PLAQUE-FLASQUE,ARRIERE (S)PLACA-TEJIDO,TRASERO				
	96110726	4		S	S	S	S	-XCP		L	1			
	96110728	4		A	A	A	A	&XCP		L	1			
	96110727	4		S	S	S	S	-XCP		R	1			
	96110729	4		A	A	A	A	&XCP		R	1			
	[18]			(E)REINF-REAR SEAT BELT,UPR (D)VERSTÄRKUNG						(F)RENFORCEMENT (S)REFUERZO				
	96119431	4		S	S	S	S			L	1			
BDY(BODY)		T/A(TRANSAXLE)							LEVEL(TRIM LEVEL)					
4 : 4 DOOR		M : MANUAL T/A A : AUTOMATIC T/A							I : GL II : GLX III : CD18 IV : CD20					

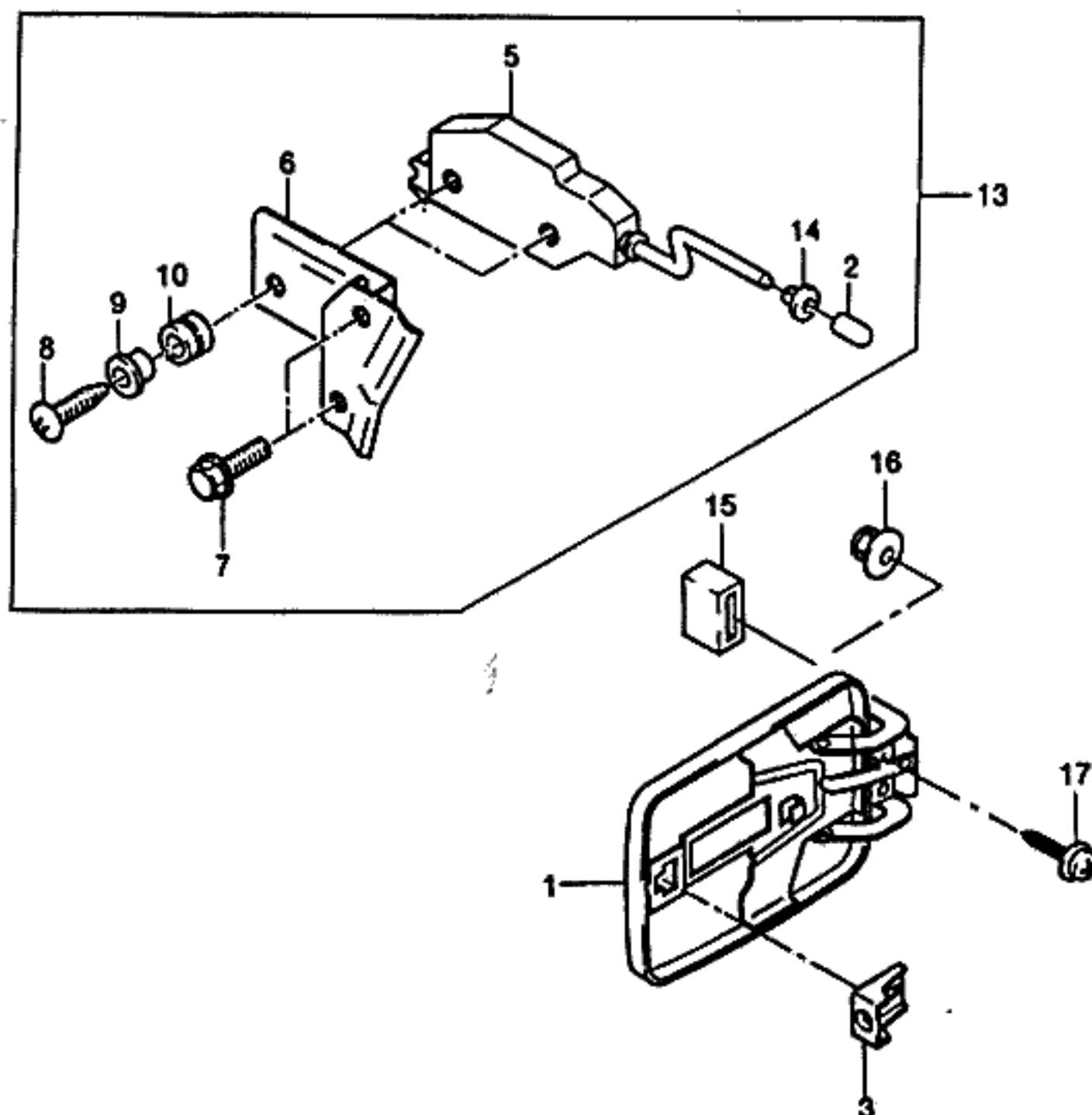



KEY NO.		PART NAME												
I T C	PART NO.	M O D E L				O P T I O N	L / R	Q T Y	E F F E C T I V E D A T E		R E M A R K S	P / C O D E		
		B D Y	T / A	L E V E L					F R O M	T O				
				I	II								III	IV
	96119432 [19]	4		S	S	S	S		R	1				
				(E)REINF-REAR PILLAR,UPPER (D)VERSTÄRKUNG,HINTERE					(F)RENFORCEMENT (S)REFUERZO-PILAR TRASERO					
	96107582-A	4		S	S	S	S		L	1				
	96107583-A	4		S	S	S	S		R	1				
	[20]			(E)FRAME-ROOF SIDE,INNER (D)RAHMEN,DACHSEITE,INNEN					(F)CADRE-COTE TOIT INTERIEUR (S)ARMADURA					
	K96148352	4		S	S	S	S		L	1				
	K96148353	4		S	S	S	S		R	1				
	[21]			(E)REINF.-FRT SEAT BELT,UPR (D)VERSTÄRKUNG					(F)RENFORCEMENT (S)REFUERZO					
	90243643	4		S	S	S	S			2				
	96117137	4		-	-	-	A -AAC			2				
	[22]			(E)REINF-FRONT SEAT BELT,LWR (D)VERSTÄRKUNG					(F)RENFORCEMENT (S)REFUERZO					
	96110387-A	4		S	S	S	S		L	1				
	96110388-A	4		S	S	S	S		R	1				
	[23]			(E)SUPPORT-C/MEMBER (D)TRÄGER					(F)SUPPORT (S)SOPORTE					
	96148361	4		S	S	S	S		L	1				
	96148362	4		S	S	S	S		R	1				
	[24]			(E)PANEL A-WHEELHOUSE INNER (D)VERKLEIDUNG,RAD-GEHÄUSE					(F)PANNEAU-IMONERIE (S)PANEL-VOLANTE INTERNO					
	K96110943	4		S	S	S	S -XCP		L	1				
	K96110945	4		A	A	A	A &XCP		L	1				
	K96110944	4		S	S	S	S -XCP		R	1				
	K96110946	4		A	A	A	A &XCP		R	1				
	[25]			(E)PANEL-SIDE,INNER (D)VERKLEIDUNG,SEITE,INNEN					(F)PANNEAU-COTE INTERNE (S)PANEL-LADO INTERNO					
	K96148350	4		S	S	S	S -XCP		L	1				
	K96208262	4		A	A	A	A &XCP		L	1				
	K96148351	4		S	S	S	S -XCP		R	1				
	K96208263	4		A	A	A	A &XCP		R	1				

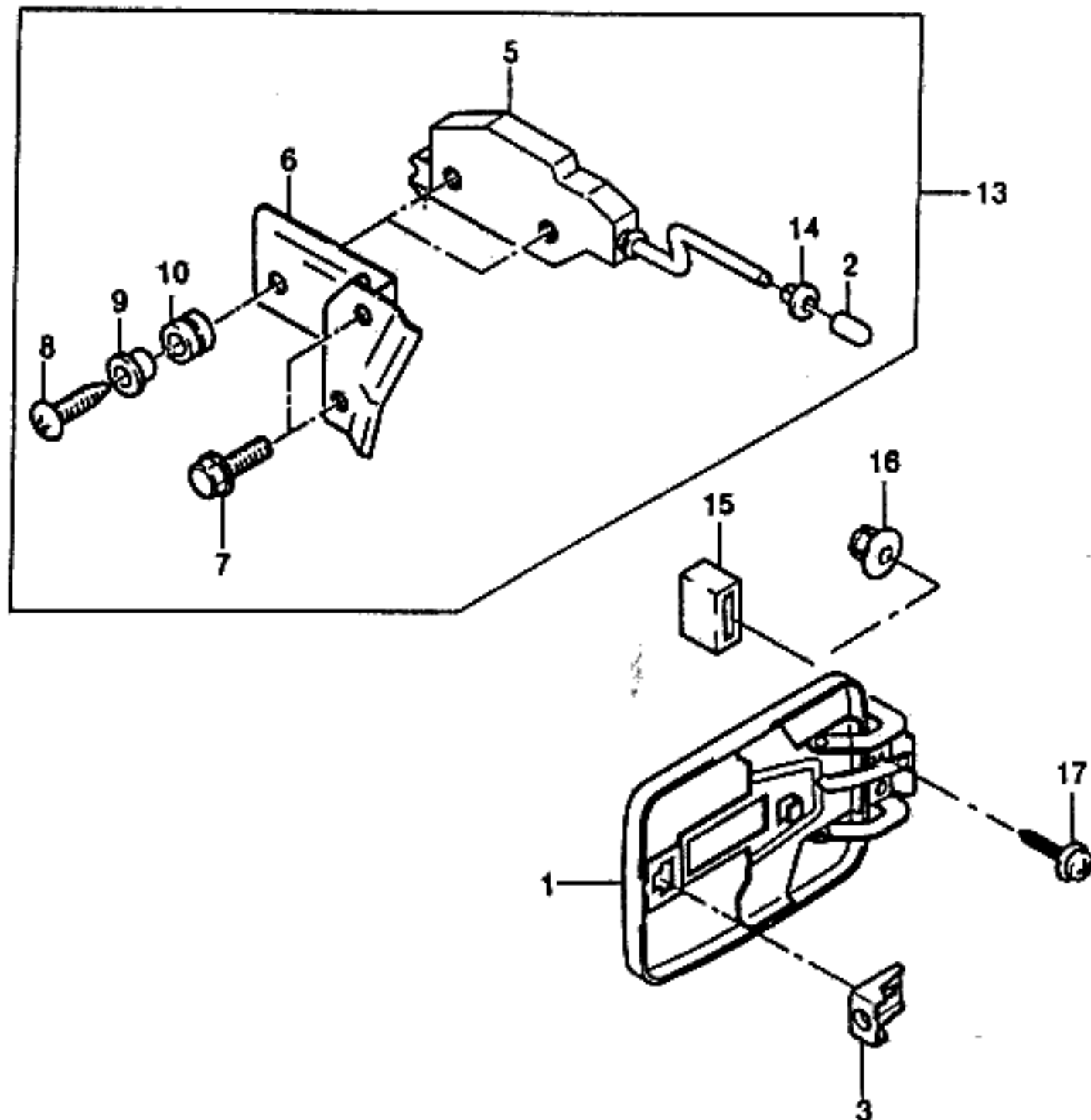
BDY(BODY)	T/A(TRANSAXLE)	LEVEL(TRIM LEVEL)
4 : 4 DOOR	M : MANUAL T/A A : AUTOMATIC T/A	I : GL II : GLX III : CD18 IV : CD20



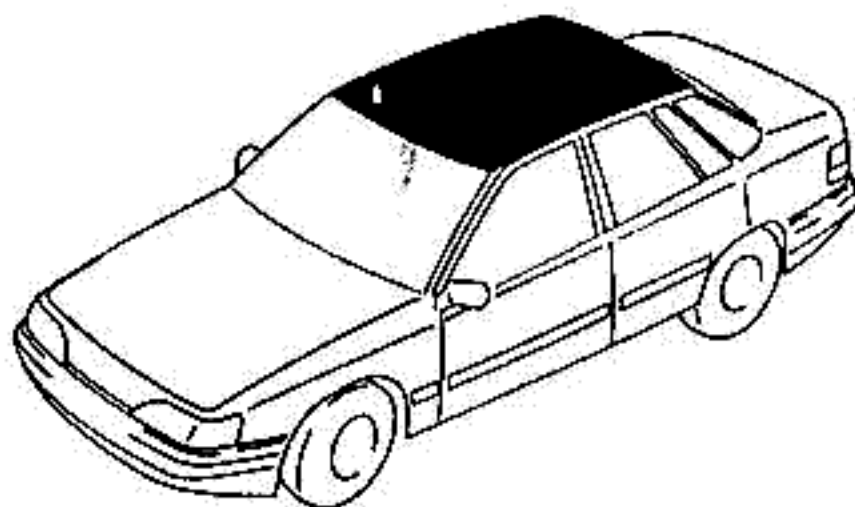
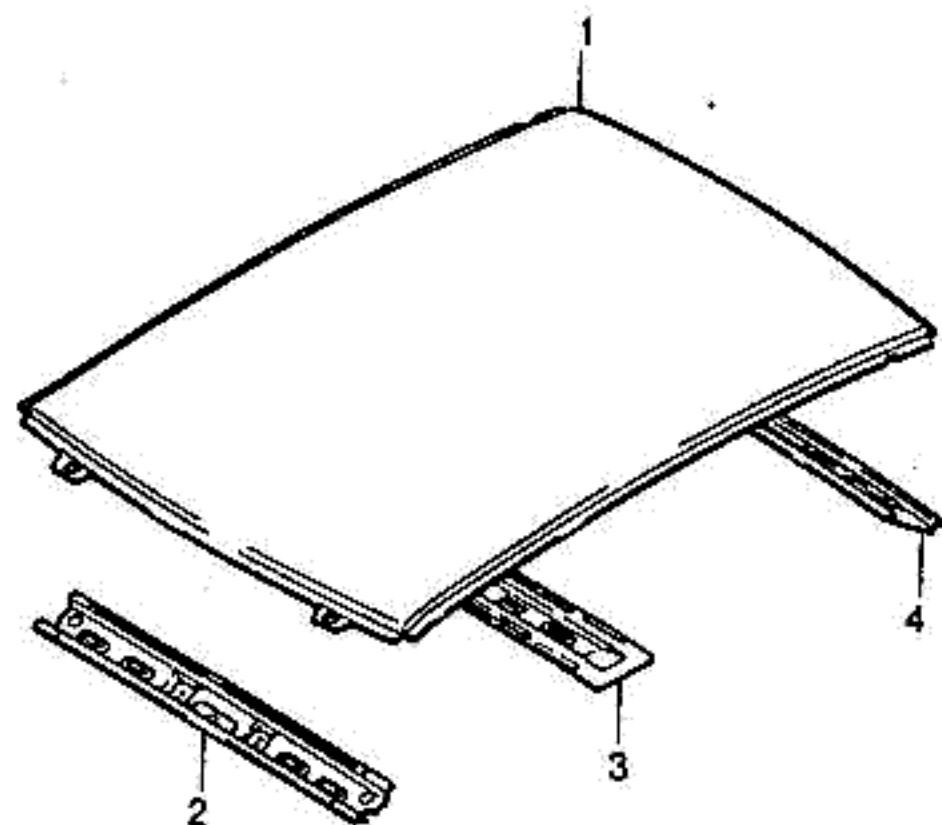
KEY NO.		PART NAME												
I T C	PART NO.	M O D E L				OPTION	L / R	Q T Y	EFFECTIVE DATE		REMARKS	P / C O D E		
		B D Y	T / A	LEVEL					FROM	TO				
				I	II								III	IV
	[26] K96114749 K96208260	(E)CAP A-FUEL FILLER . (D)DECKEL,GRIF	4 4		S S S S A A A A	-XCP &XCP			(F)CHAPEAU (S)TAPA-AYUDA DE ASIMIENTO	1 1				
BDY(BODY)		T/A(TRANSAXLE)						LEVEL(TRIM LEVEL)						
4 : 4 DOOR		M : MANUAL T/A A : AUTOMATIC T/A						I : GL II : GLX III : CD18 IV : CD20						



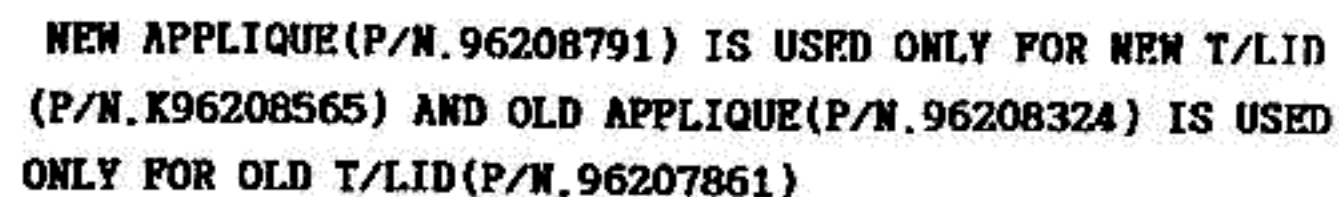
KEY NO.		PART NAME												
I T C	PART NO.	M O D E L						O P T I O N	L / R	Q T Y	EFFECTIVE DATE		REMARKS	P / C O D E
		B D Y	T / A	L E V E L							F R O M	T O		
				I	II	III	IV							
	[01]	(E)DOOR-FUEL FILLER (D)TÜR,BENZINTANK							(F)PORTE-REMPLISSAGE (S)PUERTA-ECHAR COMBUSTIBLE					
	96119516	4		S	S	S	S		1		941231			
Y	96212620	4		S	S	S	S		1		950101			
	[02]	(E)BUFFER-FUEL FILLER DOOR (D)STOßSCHEIBE							(F)TAMPON (S)AMORTIGUADOR					
	96121506-A	4		-	S	S	S		2					
	[03]	(E)PIECE-FUEL FILLER LOCKING (D)TEIL							(F)PIECE (S)PIEZA-CIERRE					
	96121125	4		-	S	S	S		1					
	[05]	(E)ACTUATOR-FUEL FILLER DOOR (D)BETÄTIGUNG							(F)ACTIONNEUR (S)ACTUADOR					
	96101049	4		-	S	S	S		1					AJ
	[06]	(E)BRACKET-FILLAR DOOR (D)TRÄGER,TANK-TÜR							(F)SUPPORT (S)SOPORTE-RELLENO DE PUERTA					
	96122349	4		-	S	S	S		1					
	[07]	(E)SCREW (D)SCHRAUBE							(F)VIS (S)TORNILLO					
	11072503	4		-	S	S	S		2			M6x10 Z2		
	[08]	(E)SCREW (D)SCHRAUBE							(F)VIS (S)TORNILLO					
	90196374	4		-	S	S	S		2					
	[09]	(E)BUSHING (D)LAGERFUTTER							(F)MANCHON (S)BUJE DE BOQUILLA					
	90196280	4		-	S	S	S		2					
	[10]	(E)BUMPER (D)STOßSTANGE							(F)PARE-CHOC (S)PARACHOQUES					
	90196279	4		-	S	S	S		2					
	[13]	(E)ACTUATOR-FUEL FILLER DOOR (D)BETÄTIGUNG							(F)ACTIONNEUR (S)ACTUADOR					
	96122348	4		-	S	S	S		1					
	[14]	(E)GROMMET-FUEL FILLAR CAP (D)ÖSE,BENZINTANK-DECKEL							(F)VIROLE (S)AISLANTE					
	96148365	4		-	S	S	S		1					
BDY(BODY)		T/A(TRANSAXLE)							LEVEL(TRIM LEVEL)					
4 : 4 DOOR		M : MANUAL T/A A : AUTOMATIC T/A							I : GL II : GLX III : CD18 IV : CD20					



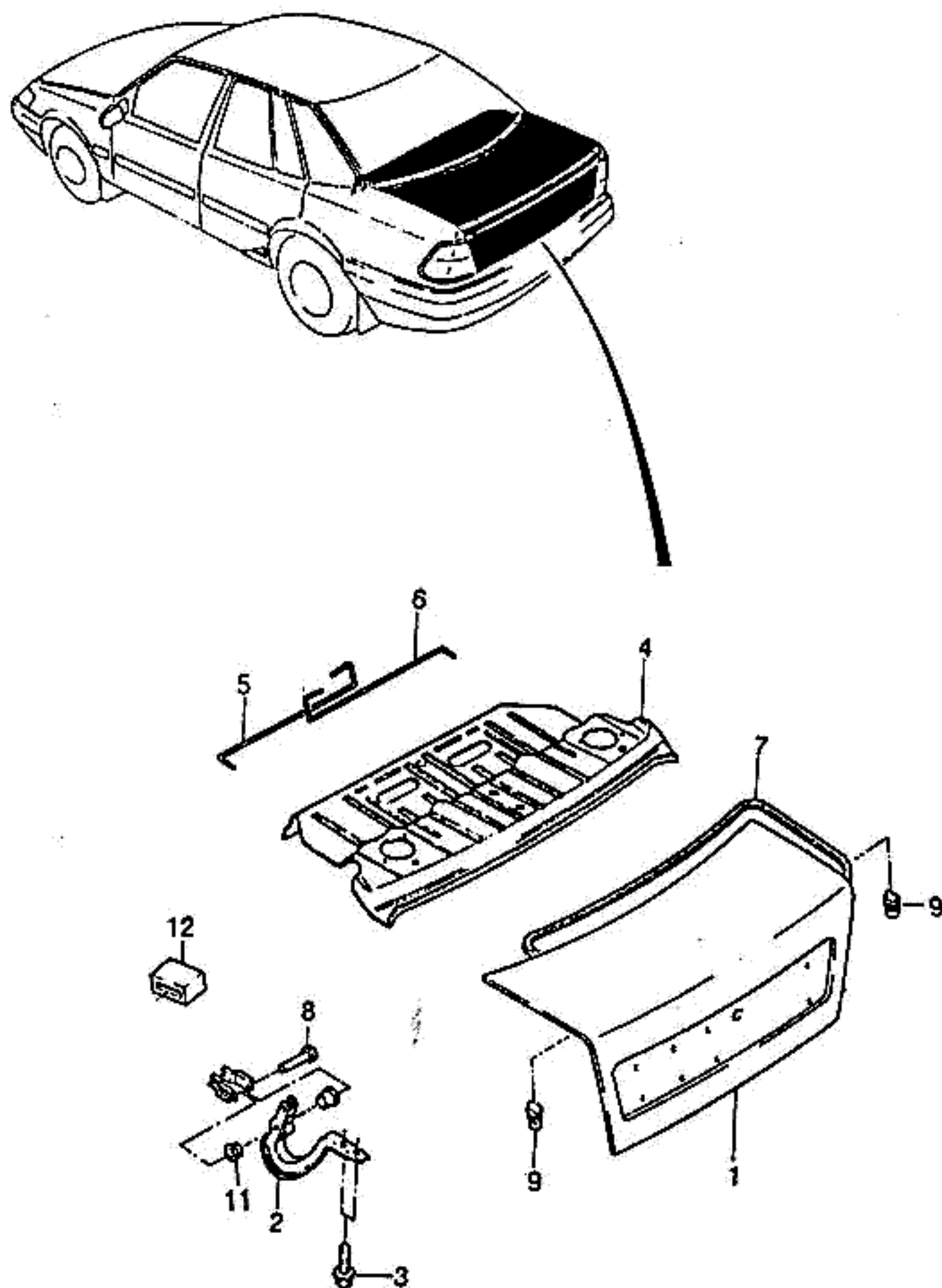
KEY NO.		PART NAME												
I T C	PART NO.	M O D E L						O P T I O N	L / R	Q T Y	E F F E C T I V E D A T E		R E M A R K S	P / C D E
		B D Y	T / A	L E V E L							F R O M	T O		
				I	II	III	IV							
	9099560610 [15]	4		S	-	-	A	-UA5		1				
				(E)SEAL-FUEL FILLER						(F)JOINT D'ETANCHEITE				
				(D)DICHTUNG						(S)SELLO				
	96119510 [16]	4		S	S	S	S			1				
				(E)NUT-WELD						(F)ECROU				
				(D)MUTTER						(S)TUERCA				
	9091140460 [17]	4		S	S	S	S			2				
				(E)SET SCREW						(F)VIS				
				(D)SCHRAUBE						(S)TORNILLO				
	1099810960	4		S	S	S	S			2				



KEY NO.		PART NAME												
I T C	PART NO.	M O D E L						O P T I O N	L / R	Q T Y	EFFECTIVE DATE		R E M A R K S	P / C O D E
		B D Y	T / A	L E V E L							F R O M	T O		
				I	II	III	IV							
	[01]	(E)PANEL A-ROOF (D)VERKLEIDUNG							(F)PANNEAU-TOIT (S)TECHO					
	K96119053	4		S	S	S	S	-TX6/T80	1					
	K96157313	4		-	-	-	A	&TX6/T80	1				MOSCOW TAXI	
	[02]	(E)RAIL-WINDSHIELD HEADER (D)SCHIENE							(F)RAIL-HAUT DE PARE-BRISE (S)RIEL					
	96155682	4		S	S	S	S		1					
	[03]	(E)SUPPORT-ROOF,CENTER (D)TRÄGER,DACH,MITTE							(F)SUPPORT-TOIT,CENTRE (S)SOPORTE-TECHO,CENTRO					
	96119251	4		S	S	S	S		1					
	96157304	4		-	-	-	A	&TX6	1				MOSCOW TAXI	
	[04]	(E)FRAME-ROOF,REAR (D)RAHMEN,DACH,HINTEN							(F)CADRE-TOIT,ARRIERE (S)ARMADURA-TRASERO,TECHO					
	96119273	4		S	S	S	S		1					
BDY(BODY)		T/A(TRANSAXLE)							LEVEL(TRIM LEVEL)					
4 : 4 DOOR		M : MANUAL T/A A : AUTOMATIC T/A							I : GL II : GLX III : CD18 IV : CD20					

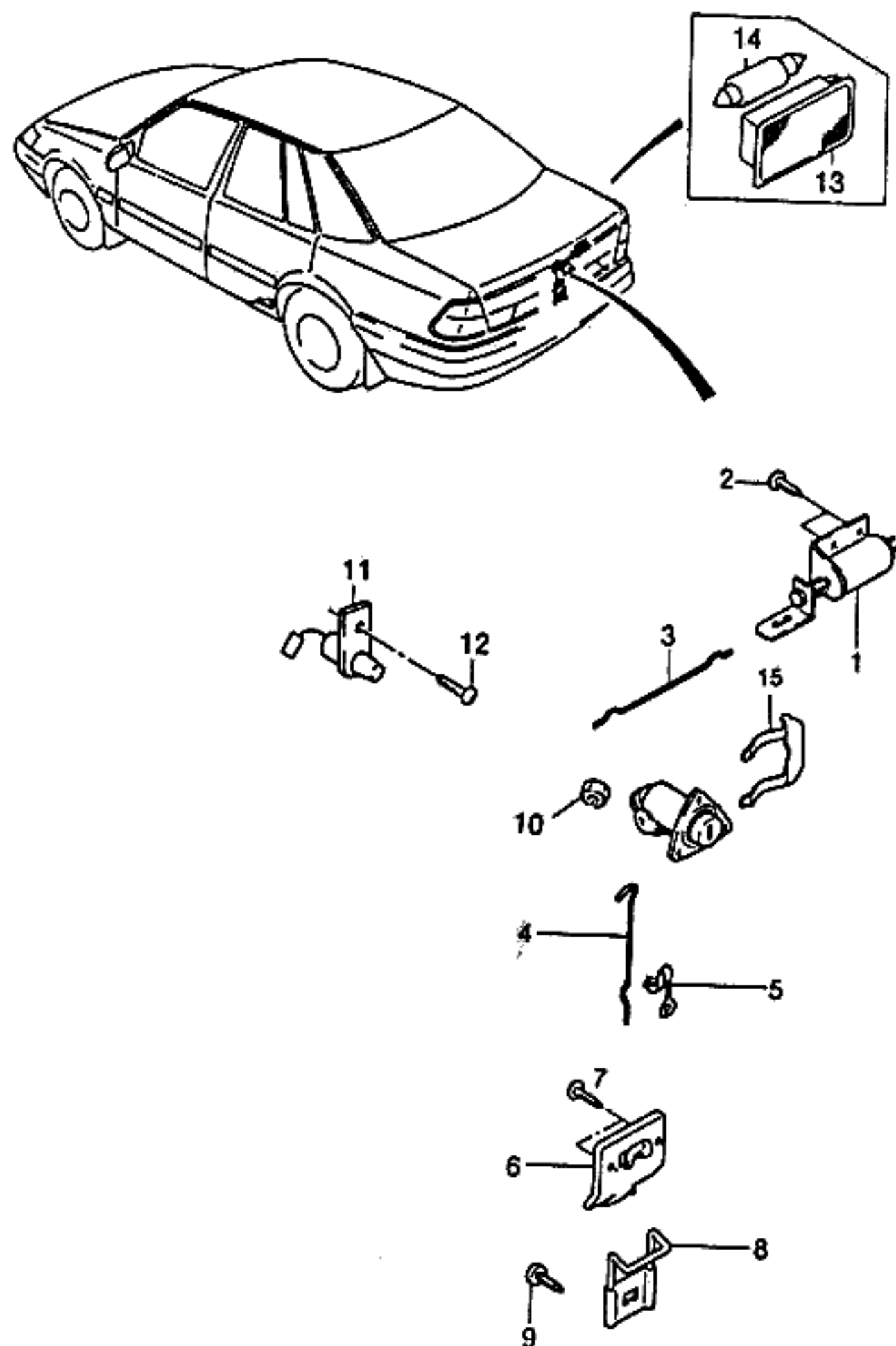


KEY NO.		PART NAME											
I T C	PART NO.	M O D E L				O P T I O N	L / R	Q T Y	E F F E C T I V E D A T E		R E M A R K S		
		B D Y	T / A	L E V E L					F R O M	T O			
				I	II							III	IV
	[01]	(E)PANEL A-TRUNK (D)VERKLEIDUNG,KOFFERRAUM						(F)PANNEAU-CAPOT DE COFFRE (S)TAPA DEL PORTAEQUIPAJE					
	K96136565	4		S	S	S	S	-T43/XCP	1	950411			
Y	K96208566	4		S	S	S	S	-T43/XCP	1	950412			
	K96207861	4		A	A	A	A	&XCP-T43	1	950411			
Y	K96208565	4		A	A	A	A	&XCP-T43	1	950412			
	K96155355	4		-	O	O	O	&T43-XCP	1	950411			
Y	K96208567	4		-	O	O	O	&T43-XCP	1	950412 950621			
	K96207862	4		-	A	A	A	&T43&XCP	1	950621			
	[02]	(E)HINGE-TRUNK LID (D)BESCHLAG,KOFFERRAUM						(F)CHARNIERE-CAPOT DE COFFRE (S)BISAGRA					
	96108829-A	4		S	S	S	S		L 1	950328			
O	96167921	4		S	S	S	S		L 1	950329			
	96108830-A	4		S	S	S	S		R 1	950328			
O	96167922	4		S	S	S	S		R 1	950329			
	[03]	(E)SCREW (D)SCHRAUBE						(F)VIS (S)TORNILLO					
	11079441	4		S	S	S	S		4	M6x20Z2			
	[04]	(E)PANEL A-BACK,UPPER (D)VERKLEIDUNG,HINTEN,OBEN						(F)PANNEAU-ARRIERE HAUT (S)PANEL-RESPALDO SUPERIOR					
	96167919	4		S	S	S	S	-XAT	1	950717			
	96191791	4		A	A	A	A	&XAT	1	950717			
O	96191791	4		S	S	S	S		1	950718			
	[05]	(E)SPRING-TRUNK LID HINGE (D)FEDERUNG						(F)RESSORT (S)RESORTE					
	96114679	4		S	S	S	S	-T43	L 1				
	96155631	4		-	O	O	O	&T43	L 1	950621			
	[06]	(E)SPRING-TRUNK LID HINGE (D)FEDERUNG						(F)RESSORT (S)RESORTE					
	96114680	4		S	S	S	S	-T43	R 1				
	96155632	4		-	O	O	O	&T43	R 1	950621			
	[07]	(E)WEATHERSTRIP-TRUNK (D)DICHTUNGSLEISTE						(F)ISOLATION EN BANDELETTE (S)BURLETE					
BDY(BODY)		T/A(TRANSAXLE)						LEVEL(TRIM LEVEL)					
4 : 4 DOOR		M : MANUAL T/A A : AUTOMATIC T/A						I : GL II : GLX III : CD18 IV : CD20					

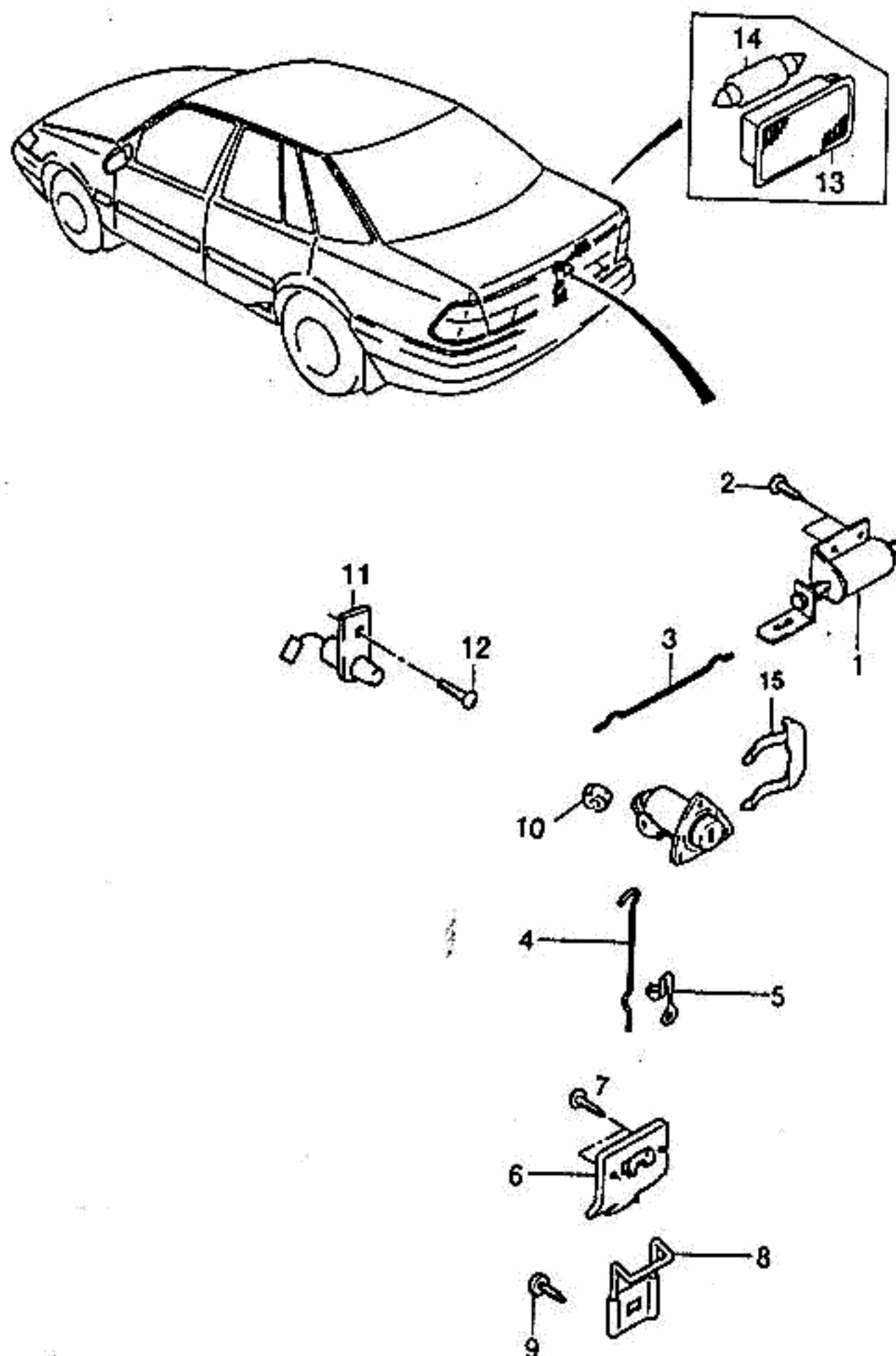


NEW APPLIQUE(P/N.96208791) IS USED ONLY FOR NEW T/LID
(P/N.K96208565) AND OLD APPLIQUE(P/N.96208324) IS USED
ONLY FOR OLD T/LID(P/N.96207861)

KEY NO.		PART NAME												
I T C	PART NO.	M O D E L						O P T I O N	L / R	Q T Y	E F F E C T I V E D A T E		R E M A R K S	P / C O D E
		B D Y	T / A	L E V E L							F R O M	T O		
				I	II	III	IV							
	96123308-C [08]	4		S	S	S	S			1				
				(E)RIVET-PLAIN HEAD (D)NIETE,EINFACHER KOPF							(F)RIVET-TETE ORDINAIRE (S)ROBLON-CABEZA PLANA			
	96108833 [09]	4		S	S	S	S			4				
				(E)BUMPER-TRUNK LID (D)STOBSTANGE,HAUBE,VORNE							(F)PARE-CHOC-CAPOT,AVANT (S)TOPE-CAPO,FRENTE			
	90054143 [10]	4		S	S	S	S			2				
				(E)STOPPER-ARM HINGE T/LID (D)STÖPSEL							(F)ARRETOIR OU BOUCHON (S)TAPON			
	96168161 [11]	4		O	O	O	O	&T43		2				
				(E)BUSHING (D)LAGERFUTTER							(F)MANCHON (S)BUJE DE BOQUILLA			
	96168170 [12]	4		S	S	S	S			8				
				(E)BUMPER-HINGE,TRUNK LID (D)STOBSTANGE							(F)PARE-CHOC (S)PARACHOQUES			
	90241735	4		S	S	S	S			4				
BDY(BODY)		T/A(TRANSAXLE)							LEVEL(TRIM LEVEL)					
4 : 4 DOOR		M : MANUAL T/A A : AUTOMATIC T/A							I : GL II : GLX III : CD18 IV : CD20					

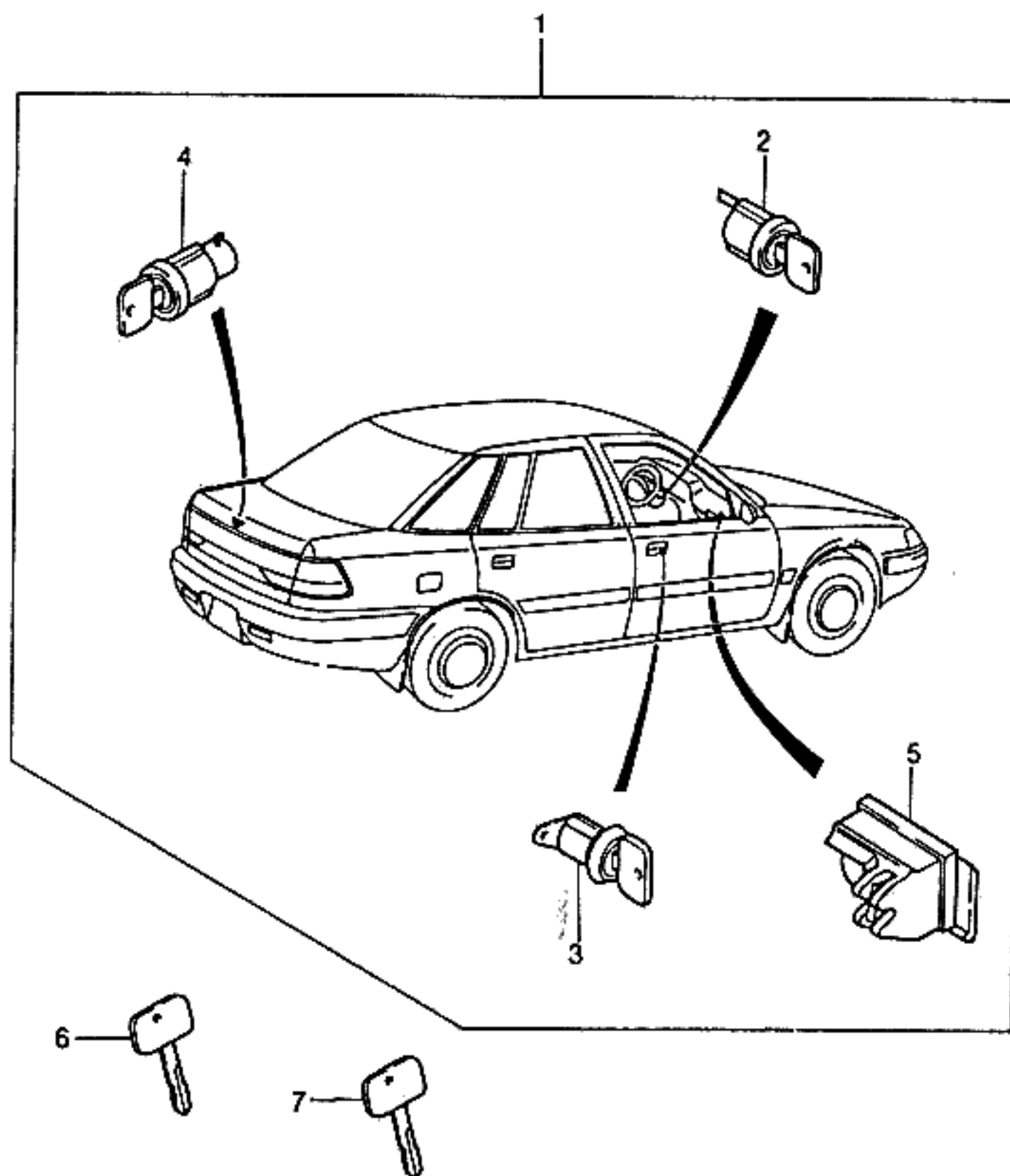


KEY NO.		PART NAME												
I T C	PART NO.	M O D E L						O P T I O N	L / R	Q T Y	E F F E C T I V E D A T E		R E M A R K S	P / C O D E
		B D Y	T / A	L E V E L							F R O M	T O		
				I	II	III	IV							
	[01]	(E)SOLENOID A-TRUNK LID (D)SOLENOID							(F)SOLENOIDE (S)SELENOIDE					
	96137330-A	4		S	S	S	S		1		950511			
Y	96194118	4		S	S	S	S		1		950512			
	[02]	(E)BOLT & WASHER (D)SCHRAUBE&MUTTER							(F)BOULON&RONDELLE (S)PERNO Y ARANDELA					
	96079099	4		S	S	S	S		2					
	[03]	(E)ROD-TRUNK LID PULL LATCH (D)STAB							(F)TRINGLE (S)VARILLA-PESTILLO					
	96139326	4		S	S	S	S		1					
	[04]	(E)ROD-TRUNK LID PULL LATCH (D)STAB							(F)TRINGLE (S)VARILLA-PESTILLO					
	96139325	4		S	S	S	S		1					
	[05]	(E)CLAMP-SPRING (D)KLAMMER,FEDERUNG							(F)PINCE-RESSORT (S)ABRAZADERA-RESORTE					
	03467819	4		S	S	S	S		2					
	03467819	4		S	S	S	S	&A90	1					
	[06]	(E)LATCH-TRUNK COMPARTMENT (D)VERSCHLUß,KOFFERRAUM							(F)LOQUET-COFFRE (S)PESTILLO					
	90221185	4		S	S	S	S		1		950314			
Y	96207854	4		S	S	S	S		1		950315			
	[07]	(E)SCREW (D)SCHRAUBE							(F)VIS (S)TORNILLO					
	11054132	4		S	S	S	S		1					
	[08]	(E)SHACKLE-LATCH (D)HALTER,VERSCHLUß							(F)BRIDES-LOQUET (S)GRILLETE-PESTILLO					
	96119658	4		S	S	S	S		1					
	[09]	(E)SCREW (D)SCHRAUBE							(F)VIS (S)TORNILLO					
	11092241	4		S	S	S	S		2					
	[10]	(E)NUT (D)MUTTER							(F)ECROU (S)TUERCA					
	11063471	4		S	S	S	S		2			M6x13		
BDY(BODY)		T/A(TRANSAXLE)							LEVEL(TRIM LEVEL)					
4 : 4 DOOR		M : MANUAL T/A A : AUTOMATIC T/A							I : GL II : GLX III : CD18 IV : CD20					

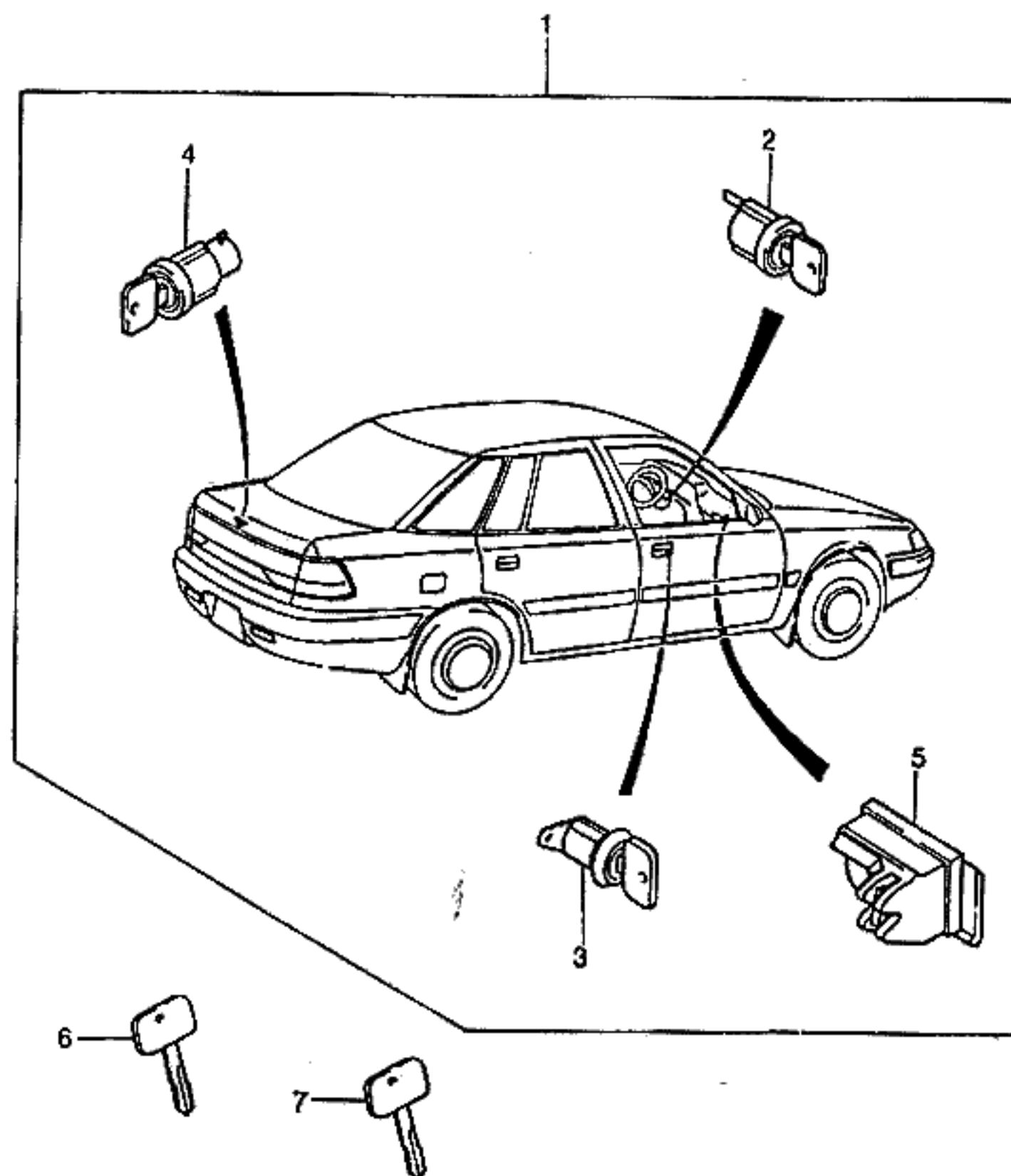


KEY NO.		PART NAME												
I T C	PART NO.	M O D E L				O P T I O N	L / R	Q T Y	E F F E C T I V E D A T E		R E M A R K S	P / C O D E		
		B D Y	T / A	L E V E L					F R O M	T O				
				I	II								III	IV
	[11] 96100612	(E)SWITCH-TRUNK CONTACT (D)SCHALTER 4		S	S	S	S		(F)COMMUTATEUR (S)INTERRUPTOR 1					
	[12] 11038822	(E)SCREW (D)SCHRAUBE 4		S	S	S	S		(F)VIS (S)TORNILLO 1					
	[13] 96116371	(E)LAMP A-PASSENGER COMPART (D)LAMPE 4		S	S	S	S		(F)LAMPE (S)LAMPARA 1		4.2x13			
	[14] 11030669	(E)BULB (D)BIRNE 4		S	S	S	S		(F)AMPOULE (S)BOMBILLA 1		12V-10W			
	[15] 96139386	(E)RETAINER-LOCK CYLINDER (D)HALTER 4		S	S	S	S		(F)ARRETOIR (S)RETENEDOR 1					

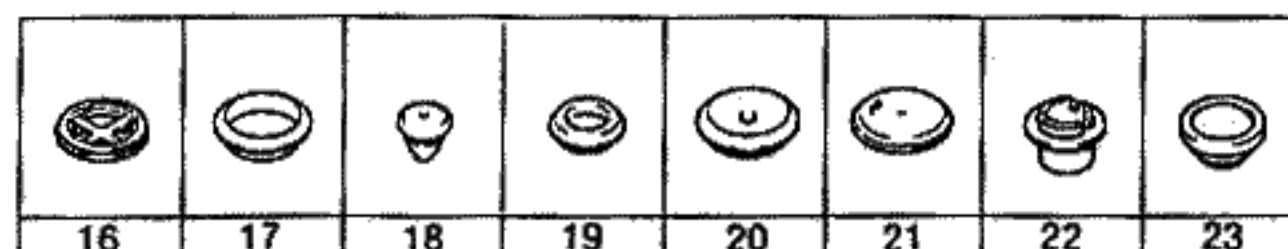
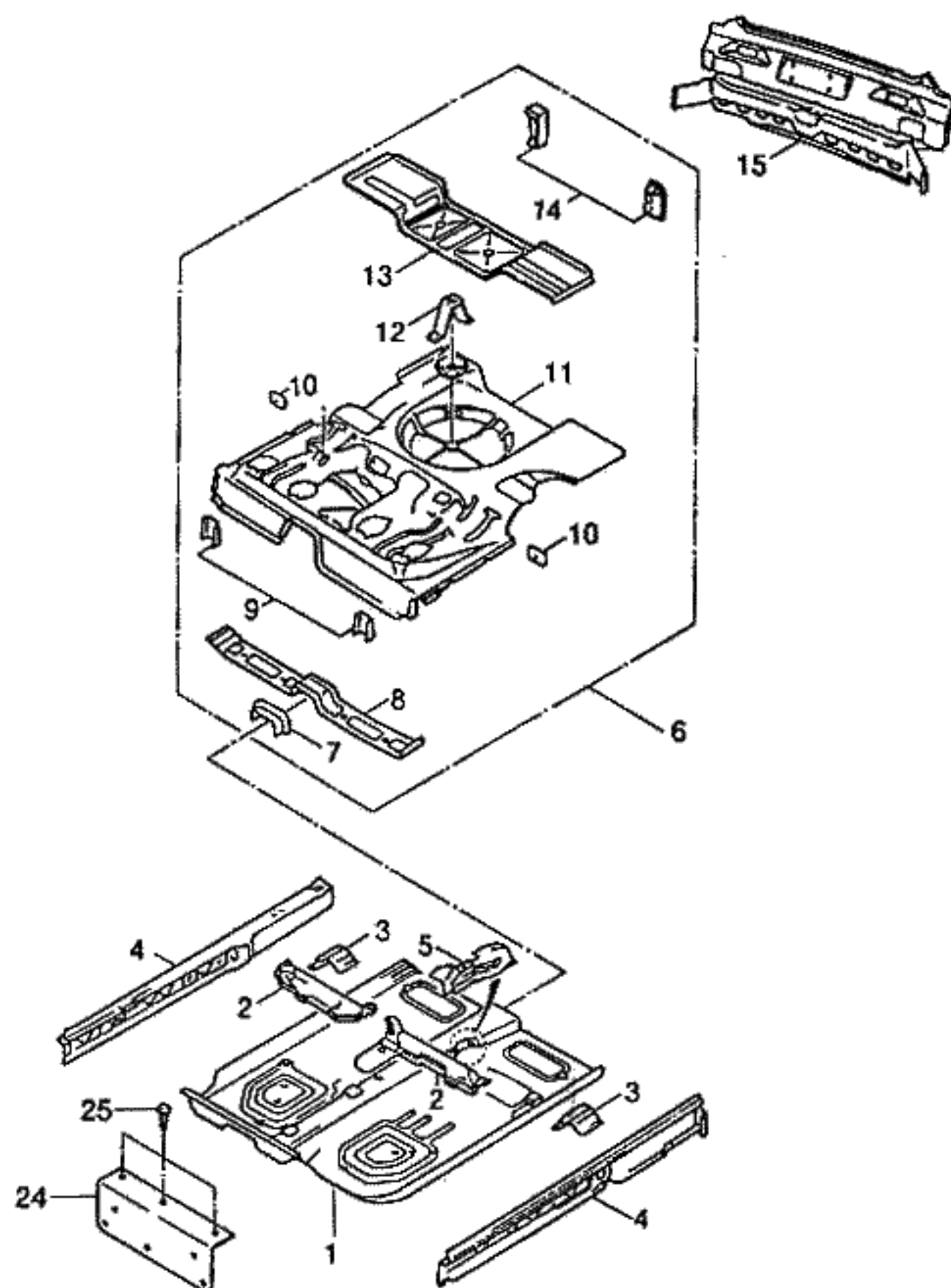
BDY(BODY)	T/A(TRANSAXLE)	LEVEL(TRIM LEVEL)
4 : 4 DOOR	M : MANUAL T/A A : AUTOMATIC T/A	I : GL II : GLX III : CD18 IV : CD20



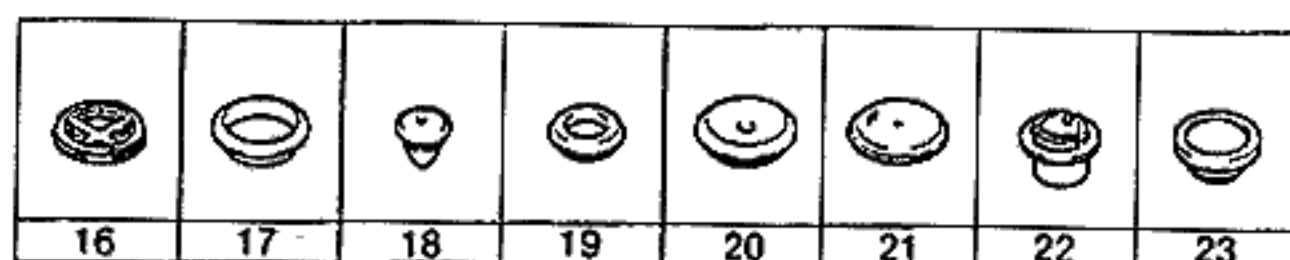
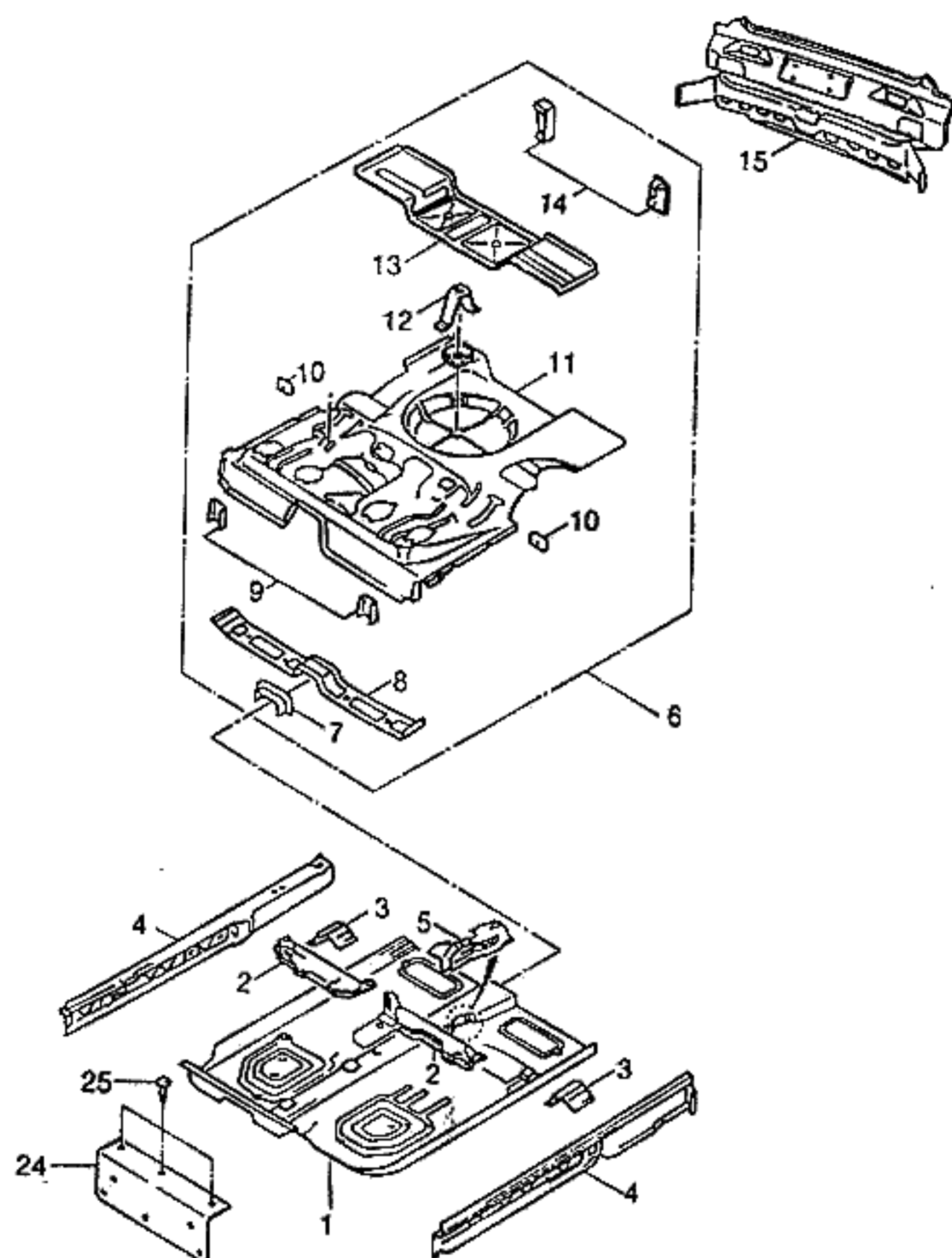
KEY NO.		PART NAME												
I T C	PART NO.	M O D E L				O P T I O N	L / R	Q T Y	EFFECTIVE DATE		R E M A R K S	P / C O D E		
		B D Y	T / A	L E V E L					F R O M	T O				
				I	II								III	IV
	[01]	(E)LOCK SET-CAR (D)SCHLOß-SATZ,AUTOMOBIL						(F)JEU VERROU-VOITURE (S)JUEGO DE CERRADURA-CABINA						
	96139414	4		A	A	A	A	&A99	1	941203	WAVE TYPE	JH		
	N 96209573	4		S	S	S	S	&A99-UM1	1	941204 950717	ITAL TYPE	JD		
	O 96223334	4		S	S	S	S	&A99-UM1	1	950718	ITAL TYPE	JN		
	96159364	4		A	A	A	A	-A99	1	941203	WAVE TYPE	JI		
	N 96209572	4		A	A	A	A	-A99/UM1	1	941204 950717	ITAL TYPE	JC		
	O 96223333	4		A	A	A	A	-A99/UM1	1	950718	ITAL TYPE	JM		
	96215412	4		A	A	A	A	&A99&UM1	1	941203	ITAL TYPE			
	Y 96209575	4		A	A	A	A	&A99&UM1	1	941204	ITAL TYPE	JF		
	96209574	4		A	A	A	A	&UM1-A99	1	941204	ITAL TYPE	JE		
	[02]	(E)LOCK SET-STEERING (D)SCHLOß-SATZ,LENKUNG						(F)JEU VERROU-DIRECTION (S)JUEGO DE CERRADURA						
	96215401	4		S	S	S	S	-UM1	1	950717				
	O S6460010	4		S	S	S	S	-UM1	1	950718 950718				
	Y 96229490	4		S	S	S	S	-UM1	1	950718				
	96215404	4		A	A	A	A	&UM1	1	950717				
	O S6460011	4		A	A	A	A	&UM1	1	950718 950718				
	Y 96229489	4		A	A	A	A	&UM1	1	950718				
	[03]	(E)LOCK SET-DOOR (D)SCHLOß-SATZ,TÜR						(F)JEU VERROU-PORTE (S)JUEGO DE CERRADURA-PUERTA						
	96160232	4		S	S	S	S		L 1	941231				
	Y 96215405	4		S	S	S	S		L 1	950101 950717				
	O S6460012	4		S	S	S	S		L 1	950718 950718				
	Y 96229491	4		S	S	S	S		L 1	950718				
	96160233	4		S	S	S	S		R 1	941231				
	Y 96215406	4		S	S	S	S		R 1	950101 950717				
	O S6460013	4		S	S	S	S		R 1	950718 950718				
	Y 96229492	4		S	S	S	S		R 1	950718				
	[04]	(E)LOCK SET-TRUNK LID (D)SCHLOß-SATZ,KOFFERRAUM						(F)JEU VERROU-COFFRE (S)JUEGO DE CERRADURA						
	96160235	4		A	A	A	A		1	941203	WAVE TYPE			
BDY(BODY)		T/A(TRANSAXLE)						LEVEL(TRIM LEVEL)						
4 : 4 DOOR		M : MANUAL T/A A : AUTOMATIC T/A						I : GL II : GLX III : CD18 IV : CD20						



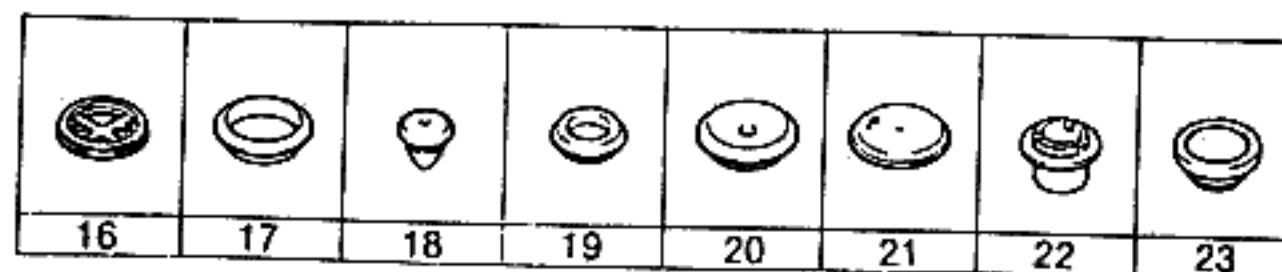
KEY NO.		PART NAME												
I T C	PART NO.	M O D E L						O P T I O N	L / R	Q T Y	E F F E C T I V E D A T E		R E M A R K S	P / C O D E
		B D Y	T / A	L E V E L							F R O M	T O		
				I	II	III	IV							
	N 96215403	4		S	S	S	S			1	941204	941231	ITAL TYPE	
	Y 96215407	4		S	S	S	S			1	950101	950717	ITAL TYPE	
	O S6460014	4		S	S	S	S			1	950718	950718	ITAL TYPE	
	Y 96229494	4		S	S	S	S			1	950718		ITAL TYPE	
	[05]			(E) LOCK SET-GLOVE BOX (D) SCHLOSS-SATZ, HANDSCHUHFACH							(F) JEU VERROU-BOITE A GANTS (S) JUEGO DE CERRADURA			
	96215402	4		S	S	S	S			1	941231			
	Y 96215408	4		S	S	S	S			1	950101	950717		
	O S6460015	4		S	S	S	S			1	950718	950718		
	Y 96229495	4		S	S	S	S			1	950718			
	[06]			(E) KEY-BLANK (D) SCHLÜSSEL							(F) CLE (S) LLAVE			
	96115817	4		S	S	S	S	-UM1		1	950717			
	O 96222118	4		S	S	S	S	-UM1		1	950718	950718		
	Y S6460009	4		S	S	S	S	-UM1		1	950718			
	[07]			(E) KEY-SAEFTY (D) SCHLÜSSEL							(F) CLE (S) LLAVE			
	96192316	4		-	A	A	A	&UM1		1				
BDY(BODY)		T/A(TRANSAXLE)							LEVEL(TRIM LEVEL)					
4 : 4 DOOR		M : MANUAL T/A A : AUTOMATIC T/A							I : GL II : GLX III : CD18 IV : CD20					



KEY NO.		PART NAME												
I T C	PART NO.	M O D E L				O P T I O N	L / R	Q T Y	EFFECTIVE DATE		REMARKS	P / C O D E		
		B D Y	T / A	L E V E L					F R O M	T O				
				I	II								III	IV
	[01]	(E) PANEL A-FLOOR, FRONT (D) VERKLEIDUNG, BODEN, VORNE						(F) PANNEAU-PLANCHER, AVANT (S) PANEL-PISO, FRENTE						
	K96187190	4		S	S	S	S	-XCP	1	950723				
	NK96217130	4		S	S	S	S	-XCP	1	950724				
	K96186934	4		A	A	A	A	&XCP	1	950723				
	NK96217131	4		A	A	A	A	&XCP	1	950724				
	[02]	(E) CROSSMEMBER-FRONT SEAT (D) QUERTRÄGER, VORDERSITZ												
	96135828	4		S	S	S	S		L 1					
	96135829	4		S	S	S	S		R 1	941231				
	O96135829-D	4		S	S	S	S		R 1	950101				
	[03]	(E) SUPPORT-FR SEAT RR, OTR (D) TRÄGER												
	90186065	4		S	S	S	S		L 1					
	90186066	4		S	S	S	S		R 1					
	[04]	(E) PANEL-FLOOR, SIDE (D) VERKLEIDUNG, BODEN, SEITE												
	96107802-A	4		S	S	S	S	-XCP	L 1					
	96107803	4		S	S	S	S	-XCP	R 1					
	96107809	4		A	A	A	A	&XCP	L 1					
	96107810	4		A	A	A	A	&XCP	R 1					
	[05]	(E) COVER-PARKING BRAKE (D) DECKEL, HANDBREMSE												
	90221140	4		S	S	S	S		1					
	[06]	(E) PANEL A-FLOOR, REAR (D) VERKLEIDUNG, BODEN, HINTEN												
	K90320056J	4		S	S	S	S	-XCP	1					
	K90341459W	4		A	A	A	A	&XCP	1					
	[07]	(E) REINFORCEMENT-RR TUNNEL (D) VERSTÄRKUNG												
	90221589-A	4		S	S	S	S		1					
	[08]	(E) PANEL-FLOOR, CENTER (D) VERKLEIDUNG, BODEN, MITTE												
BDY(BODY)		T/A(TRANSAXLE)							LEVEL(TRIM LEVEL)					
4 : 4 DOOR		M : MANUAL T/A A : AUTOMATIC T/A							I : GL II : GLX III : CD18 IV : CD20					

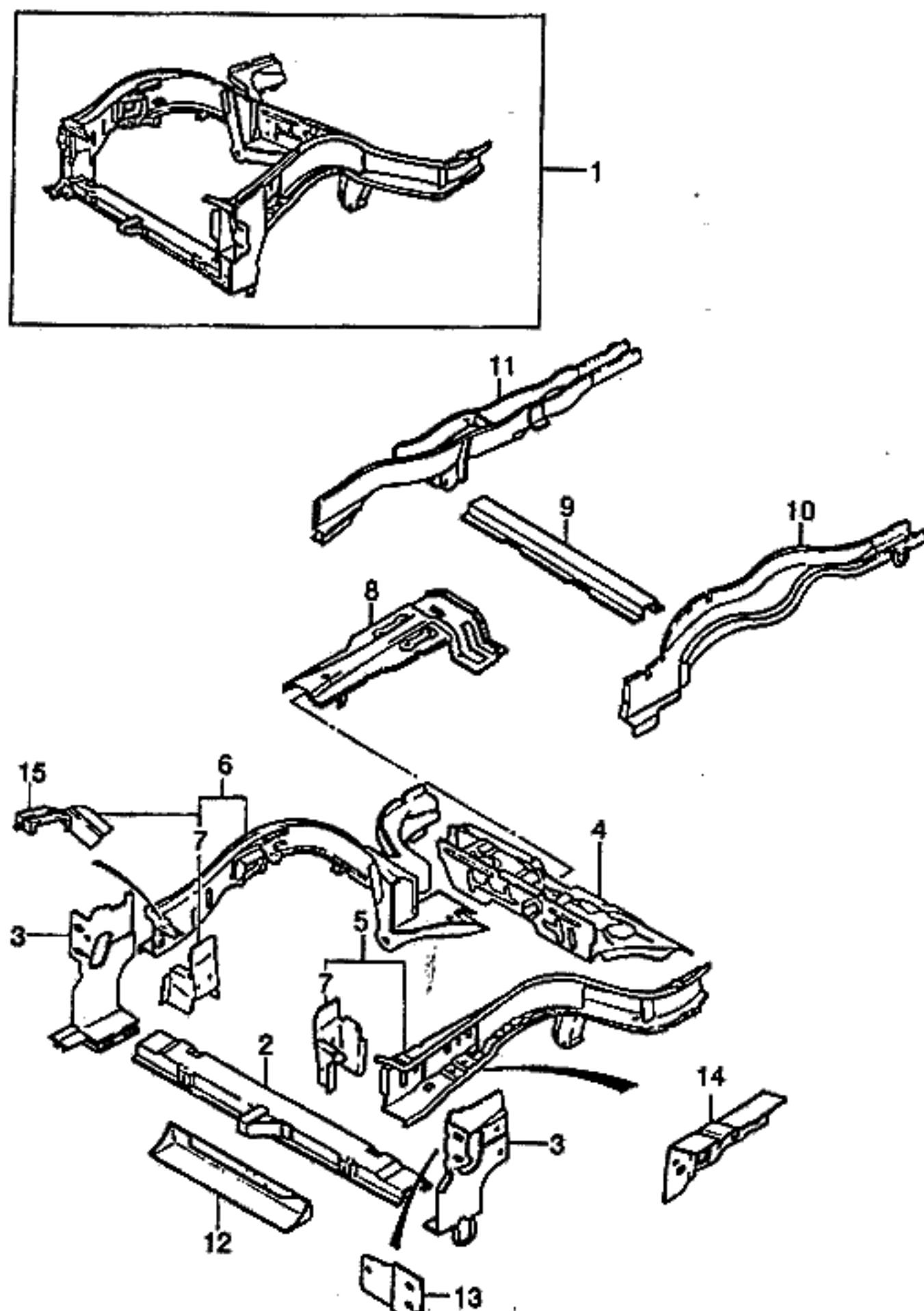


KEY NO.		PART NAME											
I T C	PART NO.	M O D E L				O P T I O N	L / R	Q T Y	E F F E C T I V E D A T E		R E M A R K S		
		B D Y	T / A	L E V E L					F R O M	T O			
				I	II							III	IV
	K96136183	4		S	S	S	S	-XCP		1			
	K96136184	4		A	A	A	A	&XCP		1			
	[09]			(E)				HINGE-REAR SEAT	(F)		CHARNIERE-SIEGE ARRIERE		
				(D)				BESCHLAG, HINTERER SITZ	(S)		BISAGRA-ASIENTO TRASERO		
	08975598	4		S	S	S	S			2			
	[10]			(E)				PLATE-SEAT BELT CARRIER	(F)		PLAQUE		
				(D)				PLATTE	(S)		PLACA-PORTADOR		
	08947377	4		S	S	S	S			2			
	[11]			(E)				PANEL-FLOOR, REAR	(F)		PANNEAU-PLANCHER		
				(D)				VERKLEIDUNG, BODEN, HINTEN	(S)		PANEL-PISO, ATRAS		
	N/S(06)										NO SERVICE		
	[12]			(E)				STAND-SPARE WHEEL	(F)		SUPPORT-ROUE DE SECOURS		
				(D)				STÄNDER, ERSATZRAD	(S)		PIE-RUEDA DE REPUESTO		
	96078024	4		S	S	S	S			1			
	[13]			(E)				PANEL-RR EXTENSION FLOOR	(F)		PANNEAU		
				(D)				VERKLEIDUNG	(S)		PANEL		
	K96119265	4		S	S	S	S	-XCP		1			
	K96119308	4		A	A	A	A	&XCP		1			
	[14]			(E)				REINFORCEMENT-BUMPER	(F)		RENFORCEMENT-PARE-CHOC		
				(D)				VERSTÄRKUNG, STOBSTANGE	(S)		REFUERZO-PARACHOQUES		
	96084288	4		S	S	S	S			2			
	[15]			(E)				PANEL A-BACK, LOWER	(F)		PANNEAU-ARRIERE BAS		
				(D)				VERKLEIDUNG, HINTEN, UNTEN	(S)		PANEL-RESPALDO BAJA		
	96119495-F	4		S	S	S	S			1			
	[16]			(E)				PLUG-UI/BODY WATER DRAIN	(F)		BOUCHON		
				(D)				STÖPSEL, UNTER KAROSSERIE	(S)		TAPON		
	90269829	4		S	S	S	S			17			
	[17]			(E)				PLUG-WHEELHOUSE	(F)		BOUCHON-TIMONERIE		
				(D)				STÖPSEL, RAD GEHÄUSE	(S)		TAPON-VOLANTE		
	90149888	4		S	S	S	S			4			
	[18]			(E)				PLUG	(F)		BOUCHON		
				(D)				STÖPSEL	(S)		TAPON		
	02591033	4		S	S	S	S			3			
BDY(BODY)		T/A(TRANSAXLE)						LEVEL(TRIM LEVEL)					
4 : 4 DOOR		M : MANUAL T/A A : AUTOMATIC T/A						I : GL II : GLX III : CD18 IV : CD20					



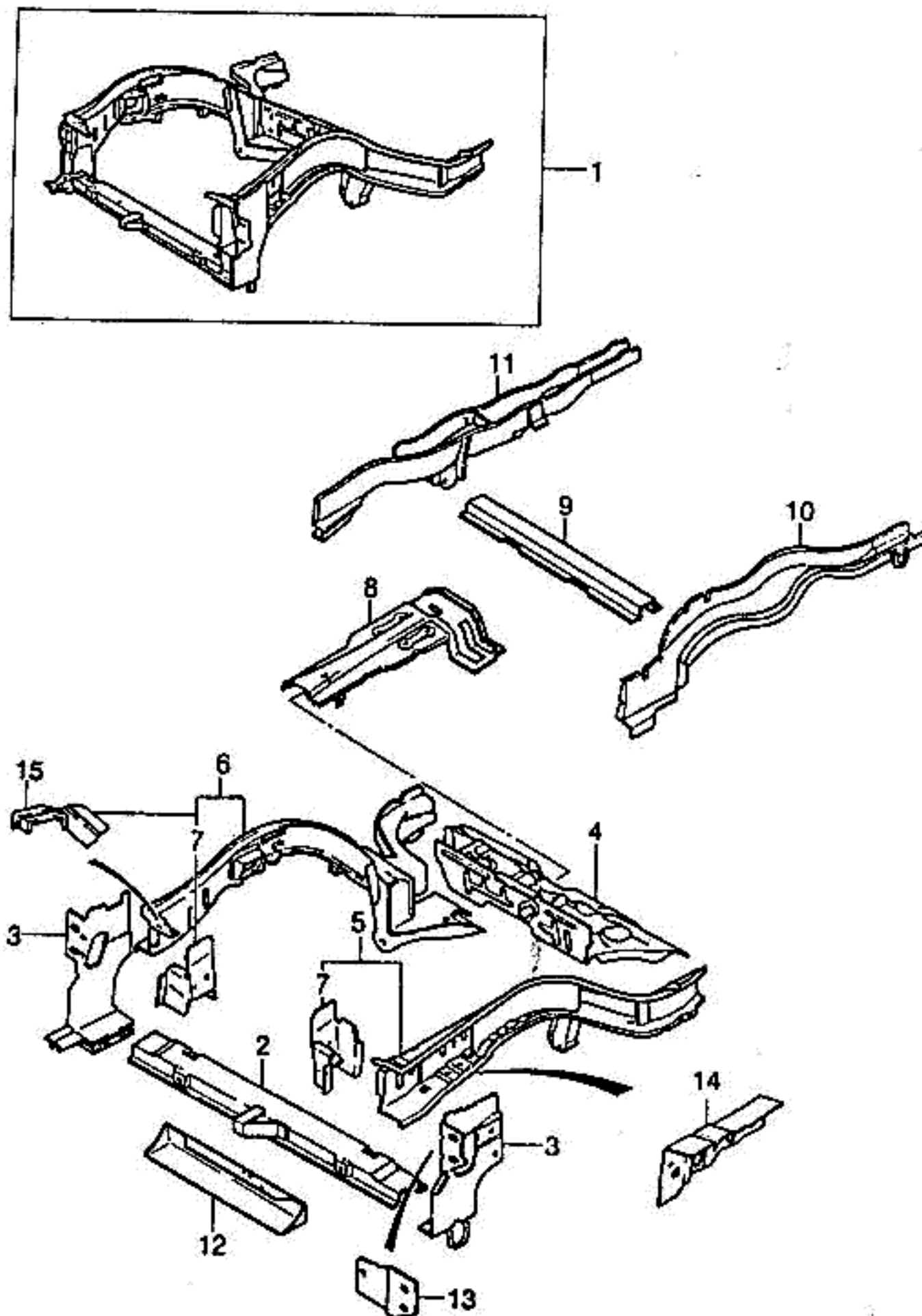
KEY NO.		PART NAME												
I T C	PART NO.	M O D E L				O P T I O N	L / R	Q T Y	E F F E C T I V E D A T E		R E M A R K S	P / C O D E		
		B D Y	T / A	L E V E L					F R O M	T O				
				I	II								III	IV
	[19]	(E)CAP-UNDERBODY SEAL						(F)CHAPEAU						
	02879378	(D)DECKEL, VERDICHTUNG	4		S	S	S	S		(S)TAPA-SELLO	8			
	[20]	(E)PLUG-WATER DRAIN								(F)BOUCHON-VIDANGE EAU				
	90061774	(D)STÖPSEL, WASSER-ABLAUF	4		S	S	S	S		(S)TAPON-DRENAJE DE AGUA	1			
	[21]	(E)COVER-FUEL PUMP HOLE								(F)CARTER				
	90225742	(D)DECKEL, BENZINPUMPE-LOCH	4		S	S	S	S		(S)CUBIERTA	1			
	[22]	(E)PLUG-WATER DRAIN								(F)BOUCHON-VIDANGE EAU				
	90053992	(D)STÖPSEL, WASSER-ABLAUF	4		S	S	S	S		(S)TAPON-DRENAJE DE AGUA	2			
	[23]	(E)PLUG-PASS HOLE								(F)BOUCHON-TROU DE PASSAGE				
	90235216	(D)STÖPSEL, LOCH ÜBERGANG	4	A	O	O	O	O		(S)TAPON-AGUJERO DE PASO	1			
	[24]	(E)BRACKET-FIRE EXTINGUISHER								(F)SUPPORT				
	96187987	(D)TRÄGER	4		A	A	A	A	&KL9.	(S)SOPORTE	1 941229			
	[25]	(E)SCREW-SELF TAP BUTTON								(F)VIS				
	96138004	(D)SCHRAUBE	4		A	A	A	A	&KL9.	(S)TORNILLO	3 941229			

BDY(BODY)	T/A(TRANSAXLE)	LEVEL(TRIM LEVEL)
4 : 4 DOOR	M : MANUAL T/A A : AUTOMATIC T/A	I : GL II : GLX III : CD18 IV : CD20

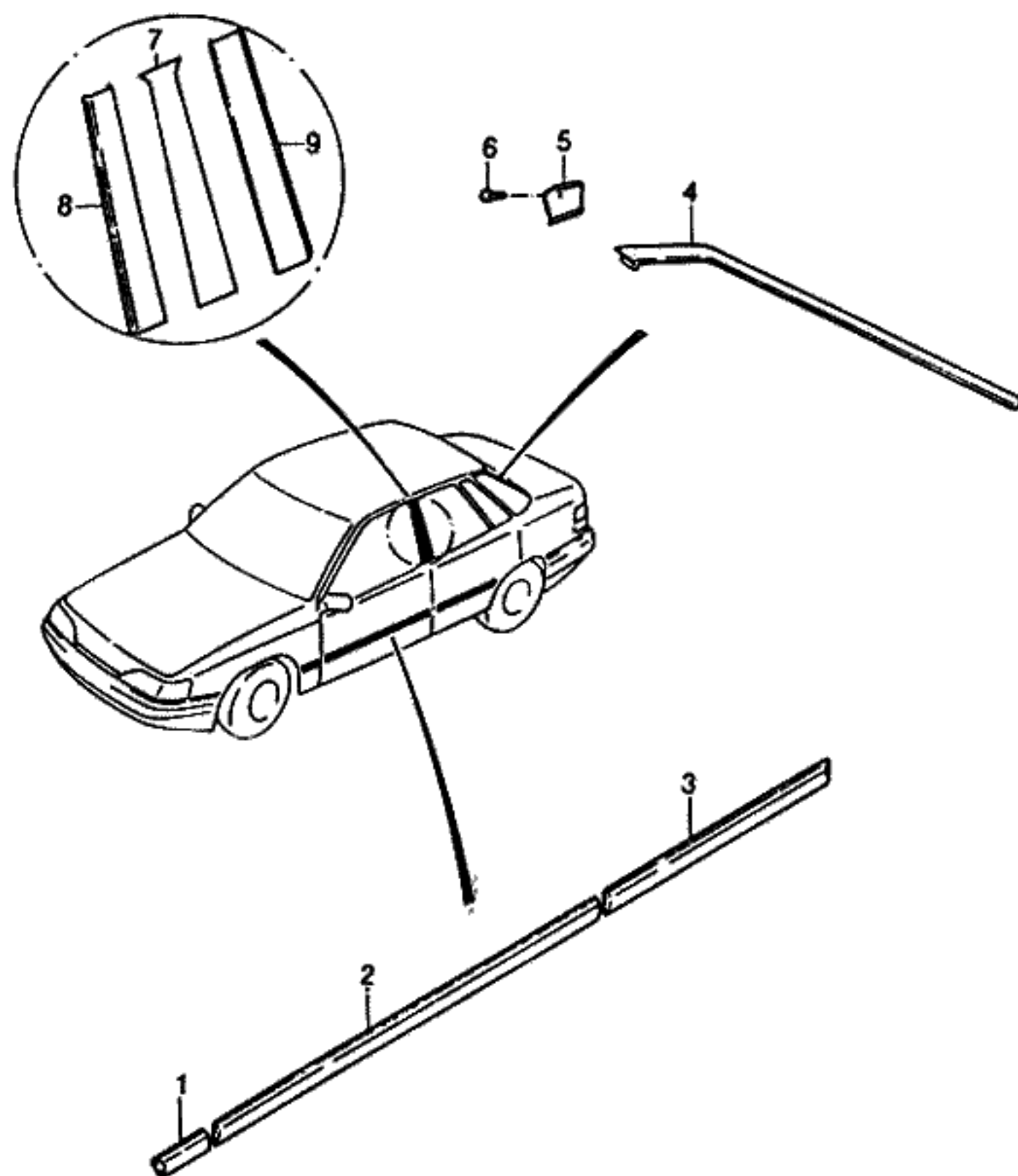


KEY NO.		PART NAME												
I T C	PART NO.	M O D E L				O P T I O N	L / R	Q T Y	E F F E C T I V E D A T E		R E M A R K S	P A R T C O D E		
		B D Y	T / A	L E V E L					F R O M	T O				
				I	II								III	IV
	[01]	(E)FRAMEWORK A-FRONT (D)AUSSTATTUNG, GESTELL						(F)TRAVAIL-CADRE AVANT (S)TRABAJO-ARMADURA						
	K96166643	4		S S S S	-XCP			1						
	K96079975	4		A A A A	&XCP			1						
	[02]	(E)CROSSMEMBER-RADIATOR (D)QUERTRÄGER, KÜHLER						(F)BARRE DE TRAVERSE (S)TRANSVERSAL-RADIADOR						
	96107808	4		S S S S	-XCP			1						
	96107811	4		A A A A	&XCP			1						
	[03]	(E)PLATE-LONG CLOSING, FRONT (D)PLATTE						(F)PLAQUE (S)PLACA-CIERRE LONGITUDINAL						
	96119456-D	4		S S S S	-XCP			L 1						
	96109964	4		A A A A	&XCP			L 1						
	96119459	4		S S S S	-XCP			R 1						
	96109965	4		A A A A	&XCP			R 1						
	[04]	(E)CROSSMEMBER-FLOOR PNL, FR (D)QUERTRÄGER						(F)BARRE DE TRAVERSE (S)TRANSVERSAL						
	96210740	4		S S S S	-XCP			1						
	96209609	4		A A A A	&XCP			1						
	[05]	(E)LONGITUDINAL-FRONT (D)LÄNGENTEIL, VORNE						(F)LONGITUDINAL-AVANT (S)LONGITUDINAL-FRENTE						
	K96215698	4		S S S S	-AJ3/XCP			L 1						
	K96194911	4		A A A A	&AJ3/XCP			L 1						
	[06]	(E)LONGITUDINAL-FRONT (D)LÄNGENTEIL, VORNE						(F)LONGITUDINAL-AVANT (S)LONGITUDINAL-FRENTE						
	K96215699	4		S S S S	-AJ3/XCP			R 1						
	K96194912	4		A A A A	&AJ3/XCP			R 1						
	[07]	(E)SUPPORT-RAD CROSSMEMBER (D)TRÄGER, KÜHLER						(F)SUPPORT (S)SOPORTE						
	96108279	4		S S S S				L 1						
	96108278	4		S S S S				R 1						
	[08]	(E)REINFORCEMENT-FR TUNNEL (D)VERSTÄRKUNG						(F)RENFORCEMENT-TUNNEL (S)REFUERZO-TUNEL DEL FRENTE						
	90221586	4		S S S S	-AJ3			1						

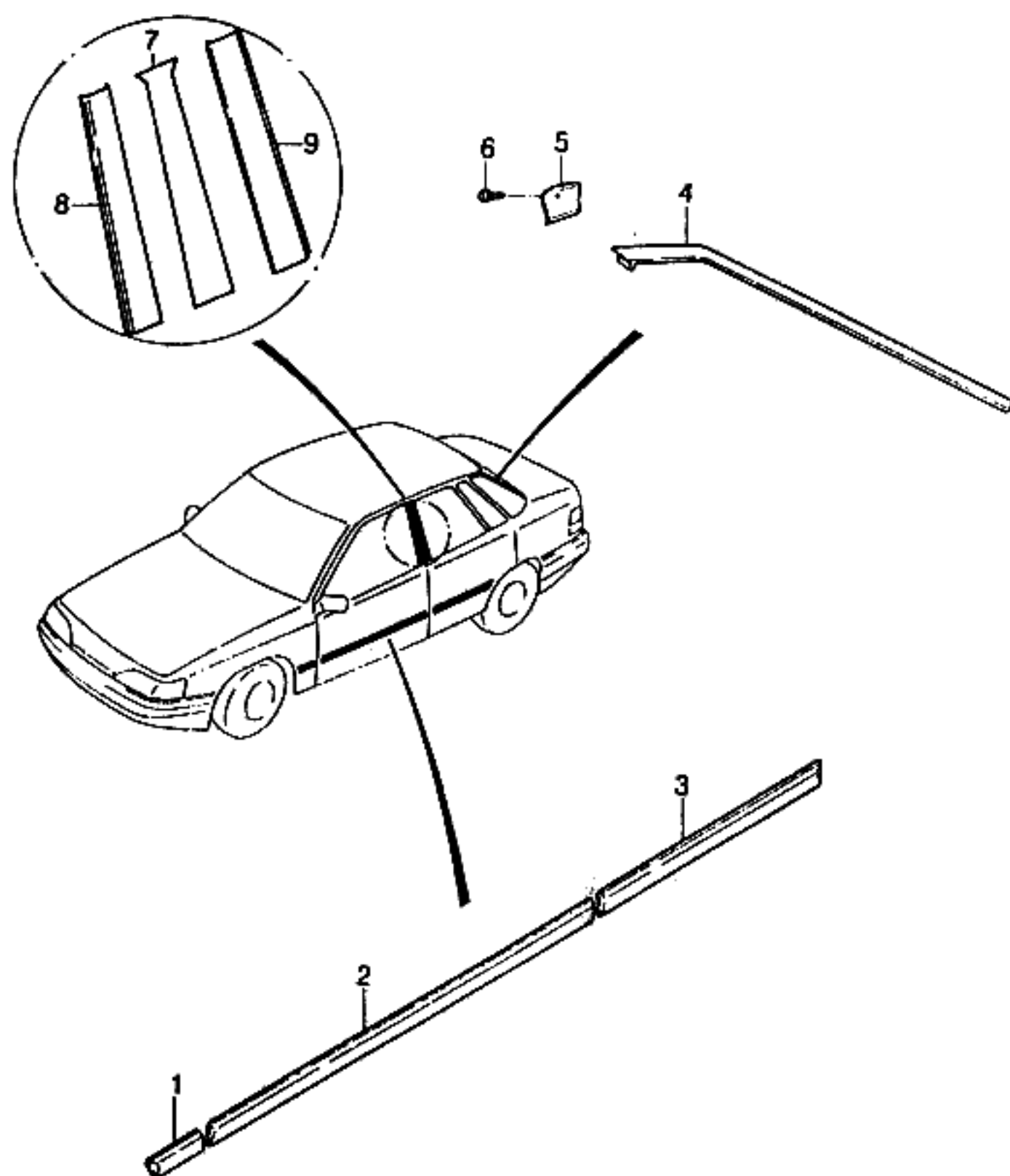
BDY(BODY)	T/A(TRANSAXLE)	LEVEL(TRIM LEVEL)
4 : 4 DOOR	M : MANUAL T/A A : AUTOMATIC T/A	I : GL II : GLX III : CD18 IV : CD20




KEY NO.		PART NAME												
I T C	PART NO.	M O D E L				OPTION	L / R	Q T Y	EFFECTIVE DATE		REMARKS	P / C O D E		
		B D Y	T / A	LEVEL					FROM	TO				
				I	II								III	IV
	96187451	4		O	O	O	O	&AJ3	1	950927				
	N96217136	4		O	O	O	O	&AJ3	1	950928				
	[09]			(E)CROSSMEMBER-REAR SEAT (D)QUERTRÄGER,HINTERSITZ							(F)BARRE DE TRAVERSE (S)TRANSVERSAL-ASIENTO			
	K90244761	4		S	S	S	S		1					
	[10]			(E)LONGITUDINAL-REAR (D)LÄNGENTEIL,HINTEN							(F)LONGITUDINAL-ARRIERE (S)LONGITUDINAL-TRASERO			
	K96125220	4		S	S	S	S	-XCP	L	1				
	K96125222	4		A	A	A	A	&XCP	L	1				
	[11]			(E)LONGITUDINAL-REAR (D)LÄNGENTEIL,HINTEN							(F)LONGITUDINAL-ARRIERE (S)LONGITUDINAL-TRASERO			
	K96125221	4		S	S	S	S	-XCP	R	1				
	K96123083	4		A	A	A	A	&XCP	R	1				
	[12]			(E)AIR DAM-FRONT (D)LUFTSPERRE,VORNE							(F)BARRAGE AIR-AVANT (S)PRESA DE AIRE-FRENTE			
	96122364	4		S	S	S	S		1					
	[13]			(E)REINF-FRT BPR,I/BAR (D)VERSTÄRKUNG							(F)RENFORCEMENT (S)REFUERZO			
	96132468	4		S	S	S	S		L	1				
	96132469	4		S	S	S	S		R	1				
	[14]			(E)PATCH-LONGI,FRT (D)VERKLEIDUNG							(F)PANNEAU (S)PANEL			
	K96187275	4		S	S	S	S		L	1				
	K96187276	4		S	S	S	S		R	1				
	[15]			(E)SUPPORT A-FRT PNL SIDE (D)TRÄGER							(F)SUPPORT (S)SOPORTE			
	96115997	4		S	S	S	S		L	1				
	96115998	4		S	S	S	S		R	1				
BDY(BODY)		T/A(TRANSAXLE)						LEVEL(TRIM LEVEL)						
4 : 4 DOOR		M : MANUAL T/A A : AUTOMATIC T/A						I : GL II : GLX III : CD18 IV : CD20						



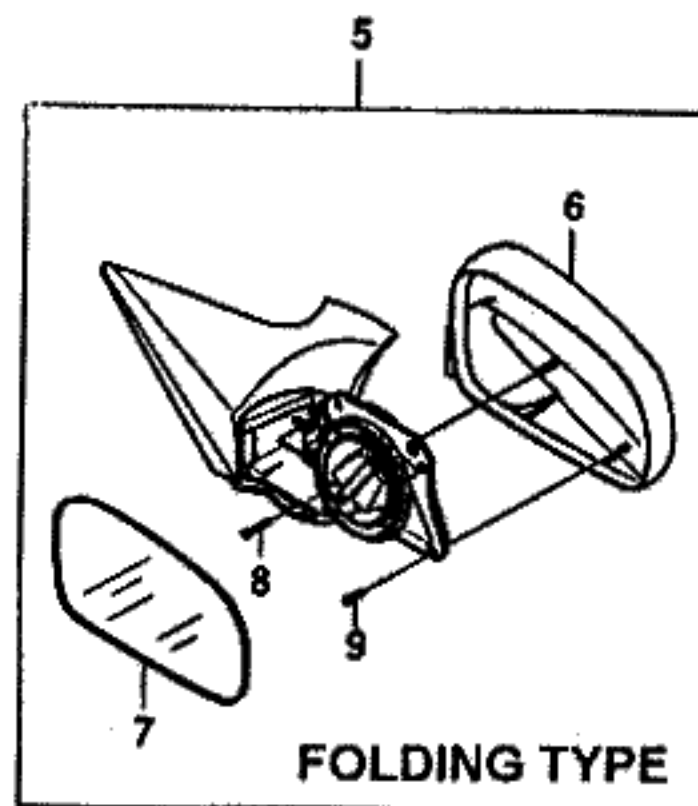
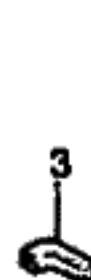
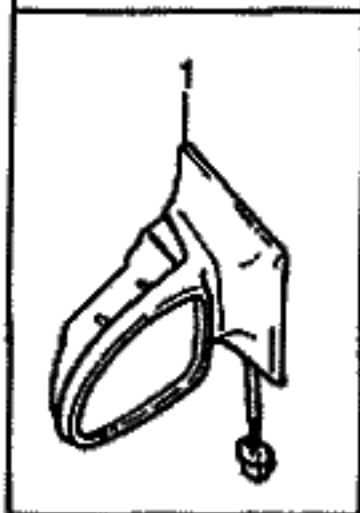
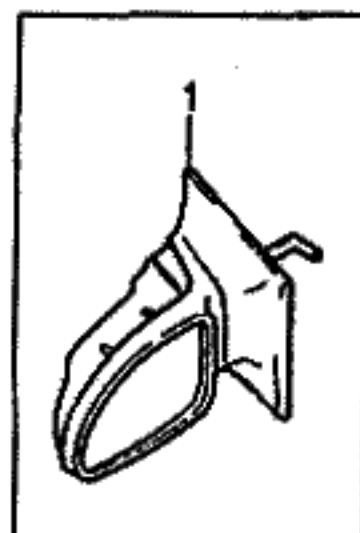
KEY NO.		PART NAME												
I T C	PART NO.	MODEL						OPTION	L / R	Q T Y	EFFECTIVE DATE		REMARKS	P / C O D E
		B D Y	T / A	LEVEL							FROM	TO		
				I	II	III	IV							
	[01]	(E)MOLDING-FENDER (D)PREßTEIL,KOTFLÜGEL									(F)MOULURE-GARDE-BOUE (S)MOLDURA-GUARDAFANGO			
	96191024	4		S	S	S	S				L	1		
	96191025	4		S	S	S	S				R	1		
	[02]	(E)MOLDING-FRONT DOOR (D)PREßTEIL,VORDERTÜR									(F)MOULURE-PORTE AVANT (S)MOLDURA-PUERTA DELANTERO			
	96191026	4		S	S	S	S				L	1		
	96191027	4		S	S	S	S				R	1		
	[03]	(E)MOLDING-REAR DOOR (D)PREßTEIL,HINTERTÜR									(F)MOULURE-PORTE ARRIERE (S)MOLDURA-PUERTA TRASERA			
	96191028	4		S	S	S	S				L	1		
	96191029	4		S	S	S	S				R	1		
	[04]	(E)COVER-REAR PILLAR (D)DECKEL,HINTERE SÄULE									(F)COUVERTURE-PILIER ARRIERE (S)CUBIERTA-PILAR TRASERO			
	96191340	4		S	S	S	S				L	1		
	96191341	4		S	S	S	S				R	1		
	[05]	(E)SEAL-REAR PILLAR COVER (D)DICHTUNG									(F)JOINT (S)SELLO			
	96136924-A	4		S	S	S	S				L	1	950427	
Y	96136924	4		S	S	S	S				L	1	950428	
	96136925-A	4		S	S	S	S				R	1	950427	
Y	96136925	4		S	S	S	S				R	1	950428	
	[06]	(E)SCREW (D)SCHRAUBE									(F)VIS (S)TORNILLO			
	90185409	4		S	S	S	S					2		
	[07]	(E)COLORSTRIP-SIDE PANEL (D)FARBSTREIFEN									(F)BANDE COULEUR (S)FAJA DE COLOR			
	96189881	4		S	S	S	S				L	1		
	96189882	4		S	S	S	S				R	1		
	[08]	(E)COLORSTRIP-B PILLAR,FRONT (D)FARBSTREIFEN B,SÄULE									(F)BANDE COULEUR-B PILIER, (S)FAJA DE COLOR-PILAR B,FR			
	96189883	4		S	S	S	S				L	1		
	96189884	4		S	S	S	S				R	1		
BDY(BODY)		T/A(TRANSAXLE)						LEVEL(TRIM LEVEL)						
4 : 4 DOOR		M : MANUAL T/A A : AUTOMATIC T/A						I : GL II : GLX III : CD18 IV : CD20						



KEY NO.		PART NAME												
I T C	PART NO.	M O D E L						O P T I O N	L / R	Q T Y	E F F E C T I V E D A T E		R E M A R K S	P / C O D E
		B D Y	T / A	L E V E L							F R O M	T O		
				I	II	III	IV							
	[09]	(E)COLORSTRIP-B PILLAR,REAR (D)FARBSTREIFEN B,SÄULE									(F)BANDE COULEUR-B PILIER, (S)FAJA DE COLOR-PILAR B,FR			
	96189885	4		S	S	S	S				L 1			
	96189886	4		S	S	S	S				R 1			
BDY(BODY)		T/A(TRANSAXLE)						LEVEL(TRIM LEVEL)						
4 : 4 DOOR		M : MANUAL T/A A : AUTOMATIC T/A						I : GL II : GLX III : CD18 IV : CD20						




HINGE TYPE

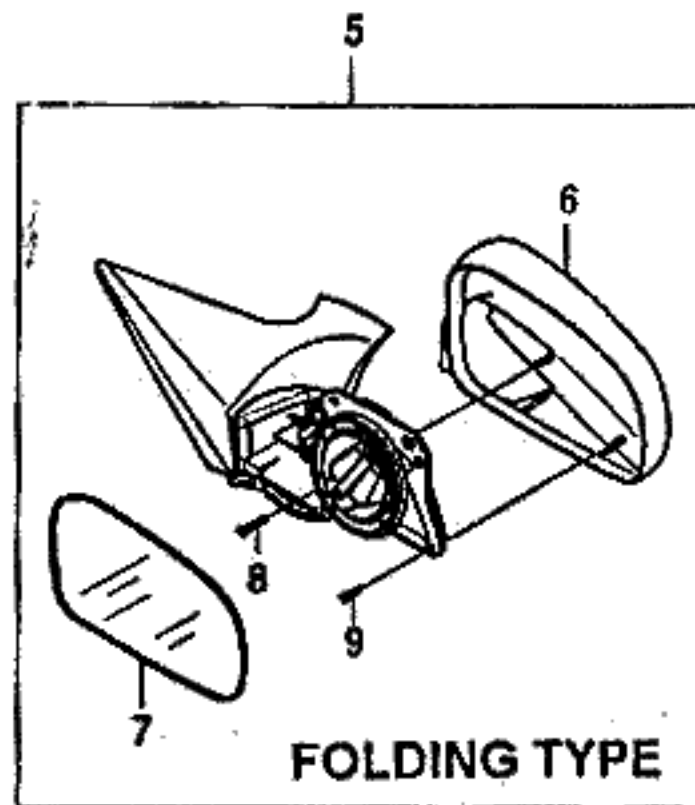
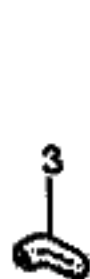
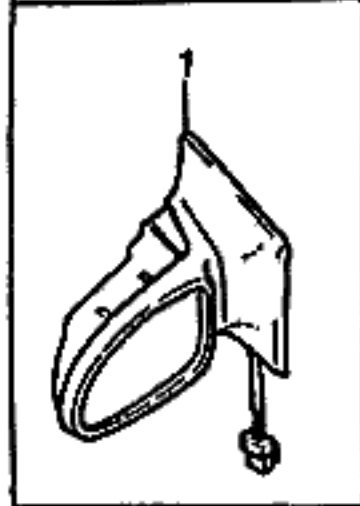
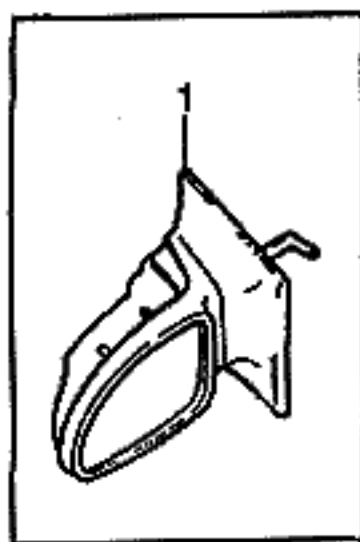


FOLDING TYPE

KEY NO.		PART NAME											P / CODE	
I T C	PART NO.	MODEL						OPTION	L / R	Q T Y	EFFECTIVE DATE			REMARKS
		B D Y	T / A	LEVEL							FROM	TO		
				I	II	III	IV							
[01]		(E)MIRROR-OUTSIDE (D)SPIEGEL,AUßEN									(F)RETROVISEUR-EXTERIEUR (S)ESPEJO-EXTERNO			
	96138991-A	4		S	S	-	A	&D33			L	1	950723	WO/SCALP
Y	96138991-A	4		-	-	-	A	&D33			L	1	950724	MOSCOW TAXI
	96138992	4		S	S	-	A	&D39			R	1	950723	WO/SCALP
Y	96138992	4		-	-	-	A	&D39			R	1	950724	MOSCOW TAXI
	96166347	4		-	-	S	S	&DK2			L	1	950723	WO/SCALP
	96166348	4		-	-	S	S	&DK3			R	1	950723	WO/SCALP
[02]		(E)SCALP-OUTSIDE MIRROR (D)GEHÄUSE,AUßENSPIEGEL									(F)SCALP (S)ESCALA-ESPEJO EXTERIOR			
	96138969	4		S	S	S	S				L	1	950723	NON COLOR
Y	96138969	4		-	-	-	A	&TX6			L	1	950724	MOSCOW TAXI
	96138980	4		S	S	S	S				R	1	950723	NON COLOR
Y	96138980	4		-	-	-	A	&TX6			R	1	950724	MOSCOW TAXI
[03]		(E)GRIP (D)GRIFF									(F)POIGNEE (S)ASIDERO			
	96163991	4		S	S	-	A				2		950723	
Y	96163991	4		-	-	-	A	&TX6			2		950724	MOSCOW TAXI
[04]		(E)SCREW (D)SCHRAUBE									(F)VIS (S)TORNILLO			
	96179655	4		S	S	S	S	-D46/D47			8		950723	M4.2x22
	96179655	4		-	-	-	A	&D33/D39			8		950724	M4.2x22
	96179655	4		S	S	S	S	&D46/D47			2		950724	M4.2x22
	96156465	4		S	S	S	S	&D46/D47			6		950724	M5x16
[05]		(E)MIRROR A-OUTSIDE (D)SPIEGEL,AUßEN									(F)RETROVISEUR-EXTERIEUR (S)ESPEJO-EXTERNO			
	96179693	4		S	S	S	S	&D46			L	1	950724	W/SCALP
	96212613	4		S	S	S	S	&D47			R	1	950724	W/SCALP
[06]		(E)SCALP-OUTSIDE MIRROR (D)GEHÄUSE,AUßENSPIEGEL									(F)SCALP (S)ESCALA-ESPEJO EXTERIOR			
	31121571	4		S	S	S	S	&D46			L	1	950724	
	31121572	4		S	S	S	S	&D47			R	1	950724	
BDY(BODY)		T/A(TRANSAXLE)						LEVEL(TRIM LEVEL)						
4 : 4 DOOR		M : MANUAL T/A A : AUTOMATIC T/A						I : GL II : GLX III : CD18 IV : CD20						

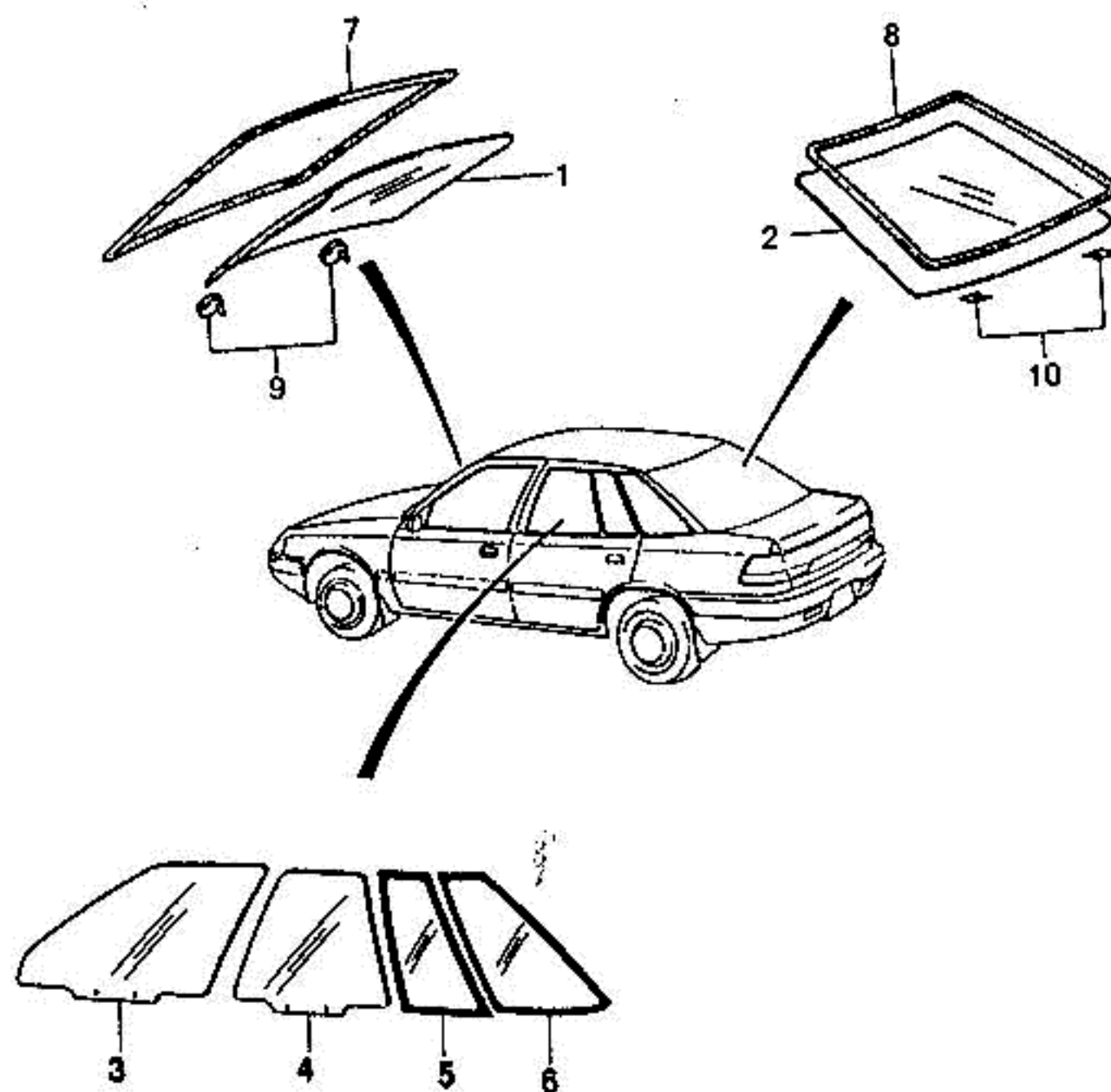


HINGE TYPE



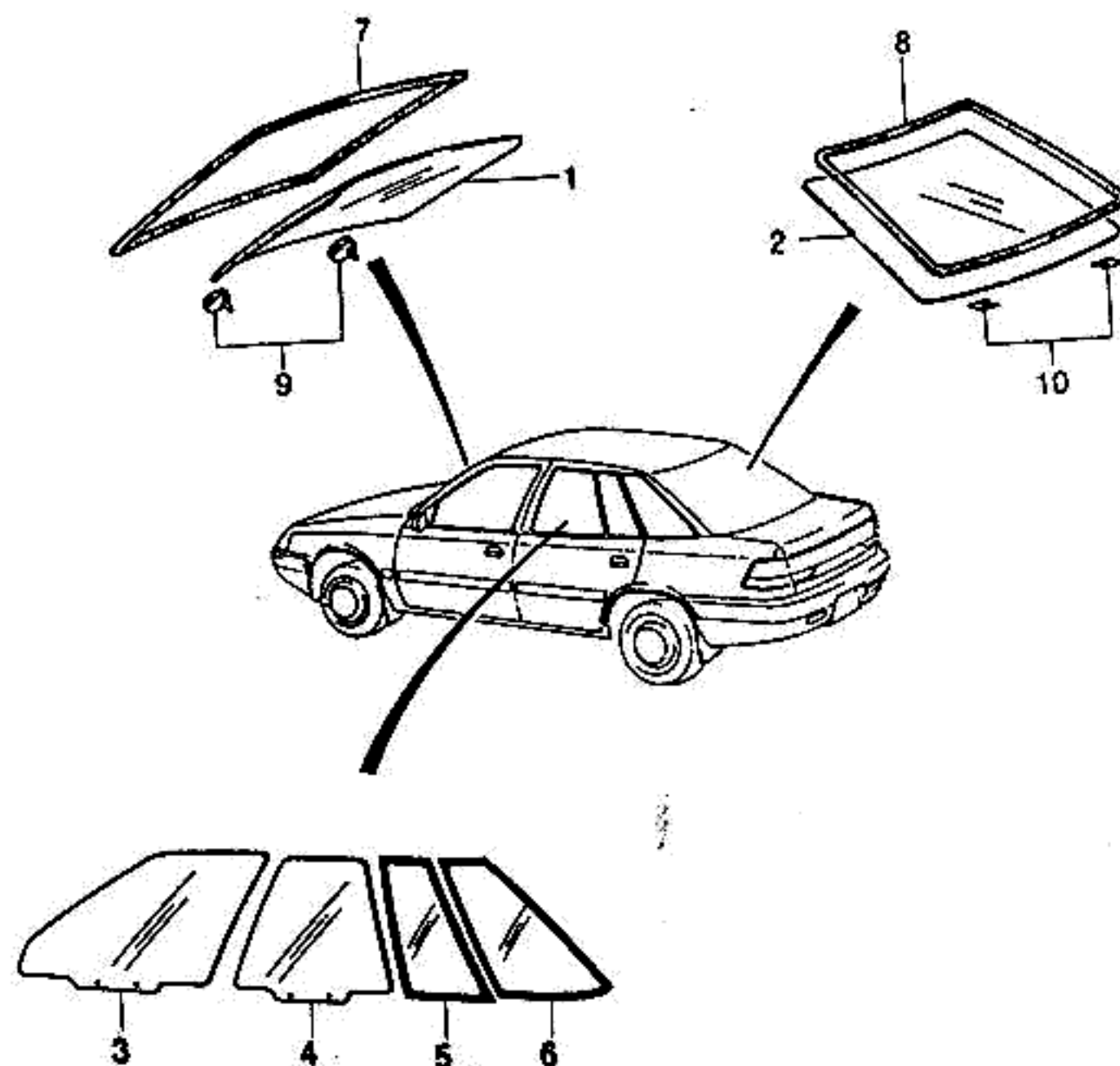
FOLDING TYPE

KEY NO.		PART NAME												
I T C	PART NO.	MODEL				OPTION	L / R	Q T Y	EFFECTIVE DATE		REMARKS	P / CODE		
		B D Y	T / A	LEVEL					FROM	TO				
				I	II								III	IV
	[07]	(E)GLASS (D)GLAS						(F)GLACE (S)VIDRIO						
	31121575	4		S	S	S	S	&D46	L	1	950724			
	31121576	4		S	S	S	S	&D47	R	1	950724			
	[08]	(E)SCREW (D)SCHRAUBE						(F)VIS (S)TORNILLO						
	31121603	4		S	S	S	S	&D46/D47		1	950724			
	[09]	(E)SCREW (D)SCHRAUBE						(F)VIS (S)TORNILLO						
	31121604	4		S	S	S	S	&D46/D47		3	950724			
BDY(BODY)		T/A(TRANSAXLE)						LEVEL(TRIM LEVEL)						
4 : 4 DOOR		M : MANUAL T/A A : AUTOMATIC T/A						I : GL II : GLX III : CD18 IV : CD20						

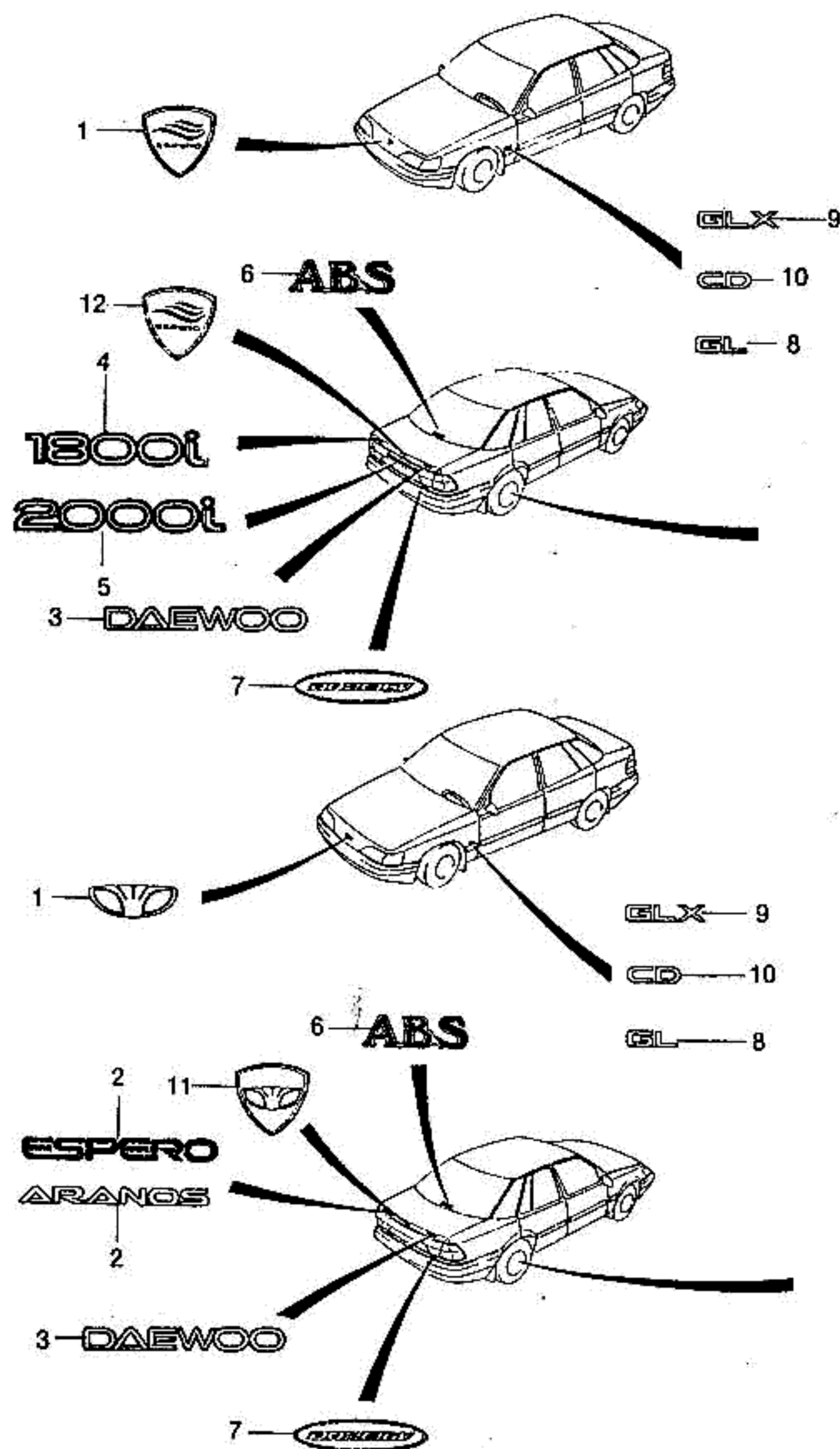


KEY NO.		PART NAME												
I T C	PART NO.	MODEL						OPTION	L / R	Q T Y	EFFECTIVE DATE		REMARKS	P / C D E
		B D Y	T / A	LEVEL							FROM	TO		
				I	II	III	IV							
	[01]	(E)GLASS-WINDSHIELD (D)GLAS,WINDSCHUTZSCHEIBE									(F)GLACE-PARE-BRISE (S)VIDRIO-PARABRISAS			
	96110207	4		S	S	S	S	&A01			1			
	96138710	4		-	-	-	A	&A22			1		MOSCOW TAXI	
	[02]	(E)GLASS-BACK WINDOW (D)GLAS									(F)GLACE-FENETRE ARRIERE (S)VIDRIO-VENTANA TRASERA			
	96134934-B	4		S	S	S	S	&A01			1			
	96138711	4		-	-	-	A	&A22			1		MOSCOW TAXI	
	[03]	(E)GLASS-FRONT DOOR (D)GLAS,VORDERTÜR									(F)GLACE-PORTE AVANT (S)VIDRIO-PUERTA DELANTERA			
	96109691	4		S	S	S	S	&A01			L 1			
	96119191	4		-	-	-	A	&A22			L 1		MOSCOW TAXI	
	96109692	4		S	S	S	S	&A01			R 1			
	96119192	4		-	-	-	A	&A22			R 1		MOSCOW TAXI	
	[04]	(E)GLASS-REAR DOOR (D)GLAS,HINTERTÜR									(F)GLACE-PORTE ARRIERE (S)VIDRIO-PUERTA TRASERA			
	96109693	4		S	S	S	S	&A01			L 1			
	96119158-A	4		-	-	-	A	&A22			L 1		MOSCOW TAXI	
	96109694	4		S	S	S	S	&A01			R 1			
	96119159-A	4		-	-	-	A	&A22			R 1		MOSCOW TAXI	
	[05]	(E)GLASS-REAR DOOR FIXED (D)GLAS,BEFESTIGTE HINTERTÜR									(F)GLACE-PORTE ARRIERE FIXE (S)VIDRIO-PUERTA FIJA			
	96137251-F	4		S	S	S	S	&A01			L 1			
	96138966-E	4		-	-	-	A	&A22			L 1		MOSCOW TAXI	
	96137252-F	4		S	S	S	S	&A01			R 1			
	96138967-E	4		-	-	-	A	&A22			R 1		MOSCOW TAXI	
	[06]	(E)GLASS-QUARTER WINDOW (D)GLAS,VIERTELSCHIEBE									(F)GLACE-FENETRE AU QUART (S)VIDRIO-VENTANA CUADRANTE			
	96119664	4		S	S	S	S	&A01			L 1			
	96138713-A	4		-	-	-	A	&A22			L 1		MOSCOW TAXI	
	96119665	4		S	S	S	S	&A01			R 1			
	96138714-A	4		-	-	-	A	&A22			R 1		MOSCOW TAXI	

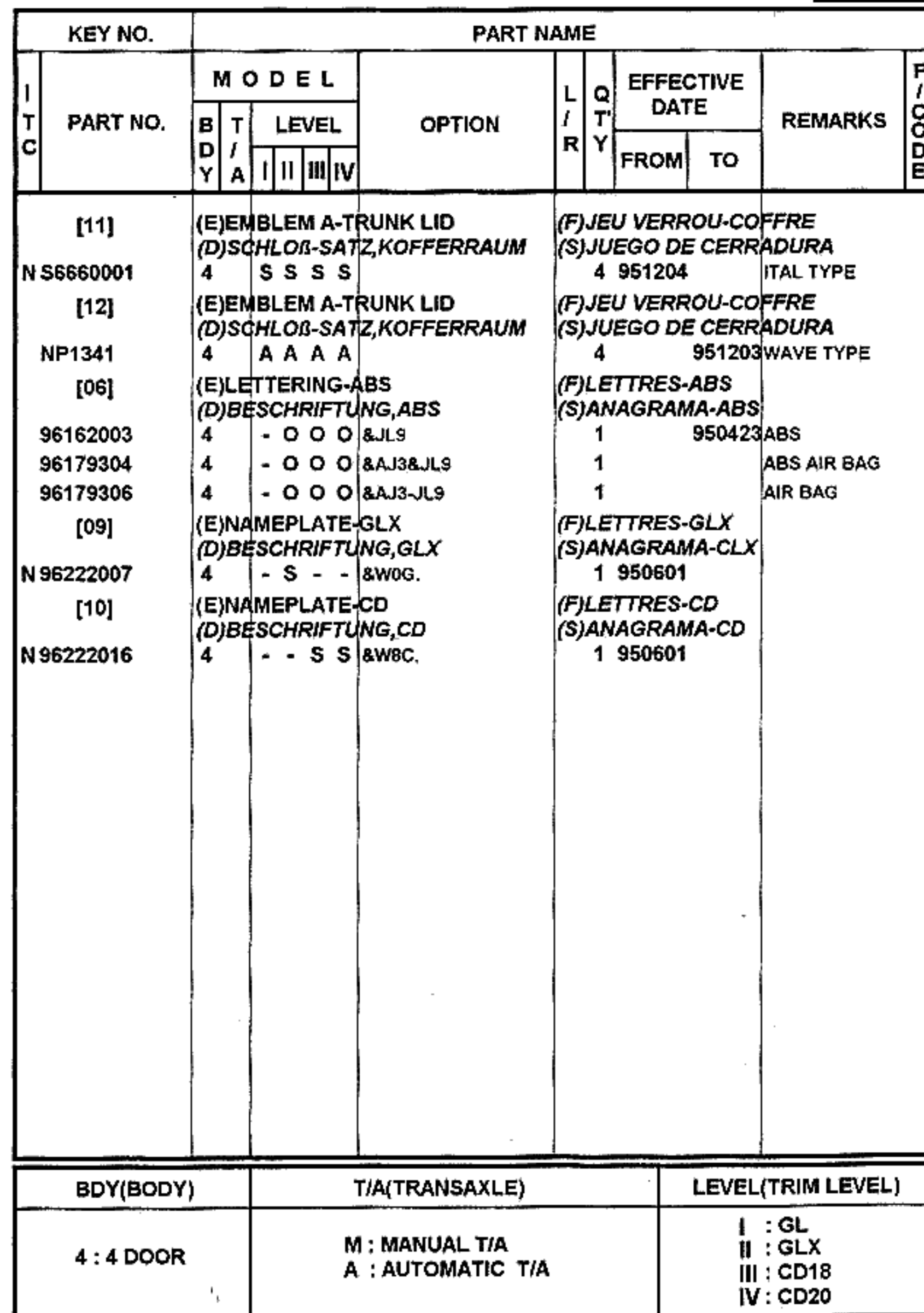
BDY(BODY)	T/A(TRANSAXLE)	LEVEL(TRIM LEVEL)
4 : 4 DOOR	M : MANUAL T/A A : AUTOMATIC T/A	I : GL II : GLX III : CD18 IV : CD20

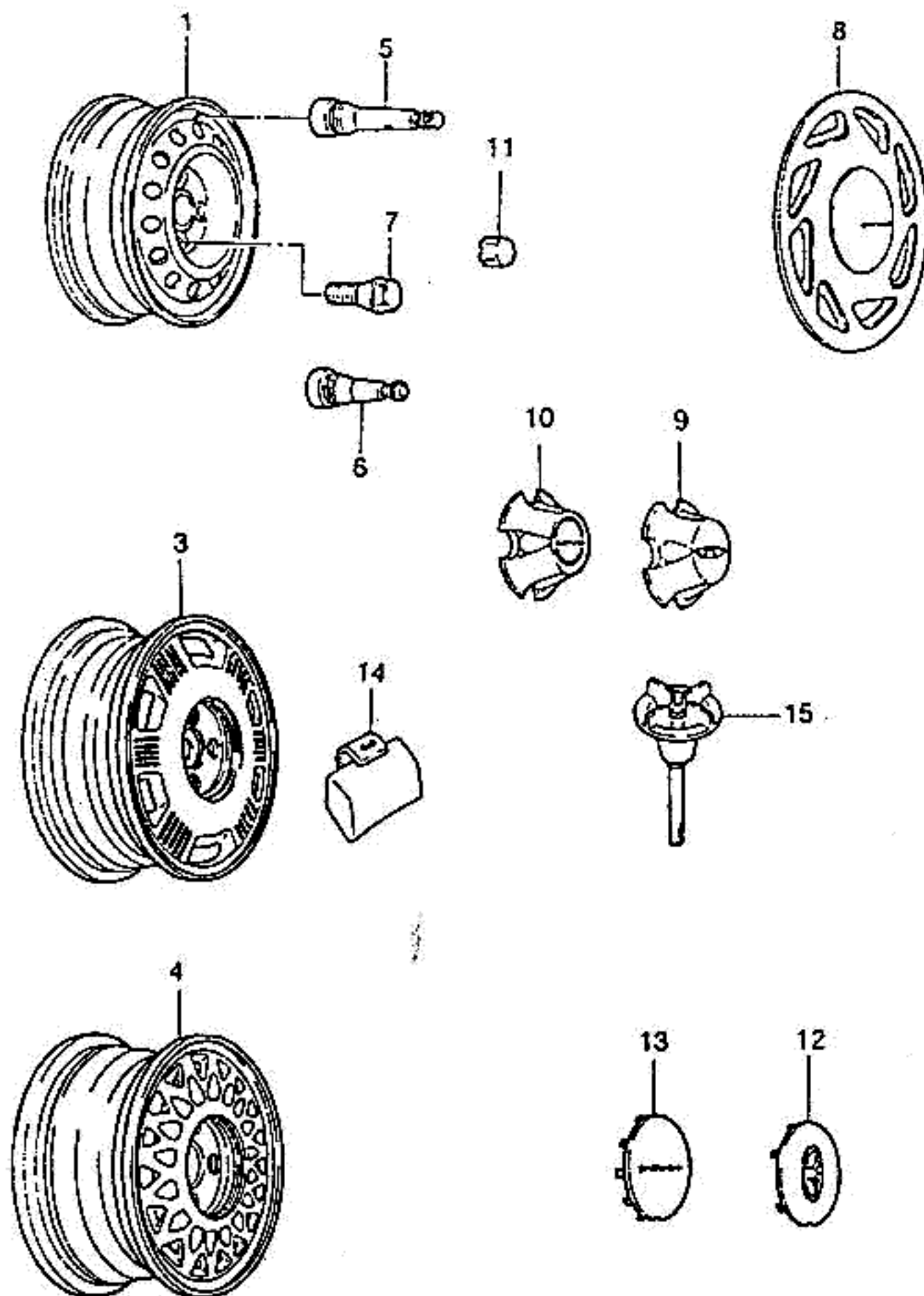


KEY NO.		PART NAME												
I T C	PART NO.	MODEL						OPTION	L / R	Q T Y	EFFECTIVE DATE		REMARKS	P / C O D E
		B D Y	T / A	LEVEL							FROM	TO		
				I	II	III	IV							
	[07]	(E)MOULDING A-WINDSHIELD						(F)MOULURE-PARE-BRISE						
	96119372	4		S	S	S	S	(D)PRETEIL,WINDSCHUTZSCHEIB	(S)MOLDURA-PARABRISAS	1				
	[08]	(E)MOLDING-BACK WINDOW						(F)MOULURE-FENETRE ARRIERE						
	96134811	4		S	S	S	S	(D)PRETEIL,FENSTERSCHEIBE	(S)MOLDURA-VENTANA TRASERA	1				
	[09]	(E)PIECE-WINDSHIELD LOCATING						(F)PIECE-EMPLACEMENT						
	96119294	4		S	S	S	S	(D)TEIL,SUCH	(S)PIEZA-LOCALIZADOR	L 1				
	96119295	4		S	S	S	S			R 1				
	[10]	(E)PIECE-BACK WDO LOCATING						(F)PIECE-LOGEMENT						
	90221555	4		S	S	S	S	(D)TEIL,SUCH	(S)PIEZA-LOCALIZADOR	L 1				
	90221556	4		S	S	S	S			R 1				
BDY(BODY)		T/A(TRANSAXLE)						LEVEL(TRIM LEVEL)						
4 : 4 DOOR		M : MANUAL T/A A : AUTOMATIC T/A						I : GL II : GLX III : CD18 IV : CD20						

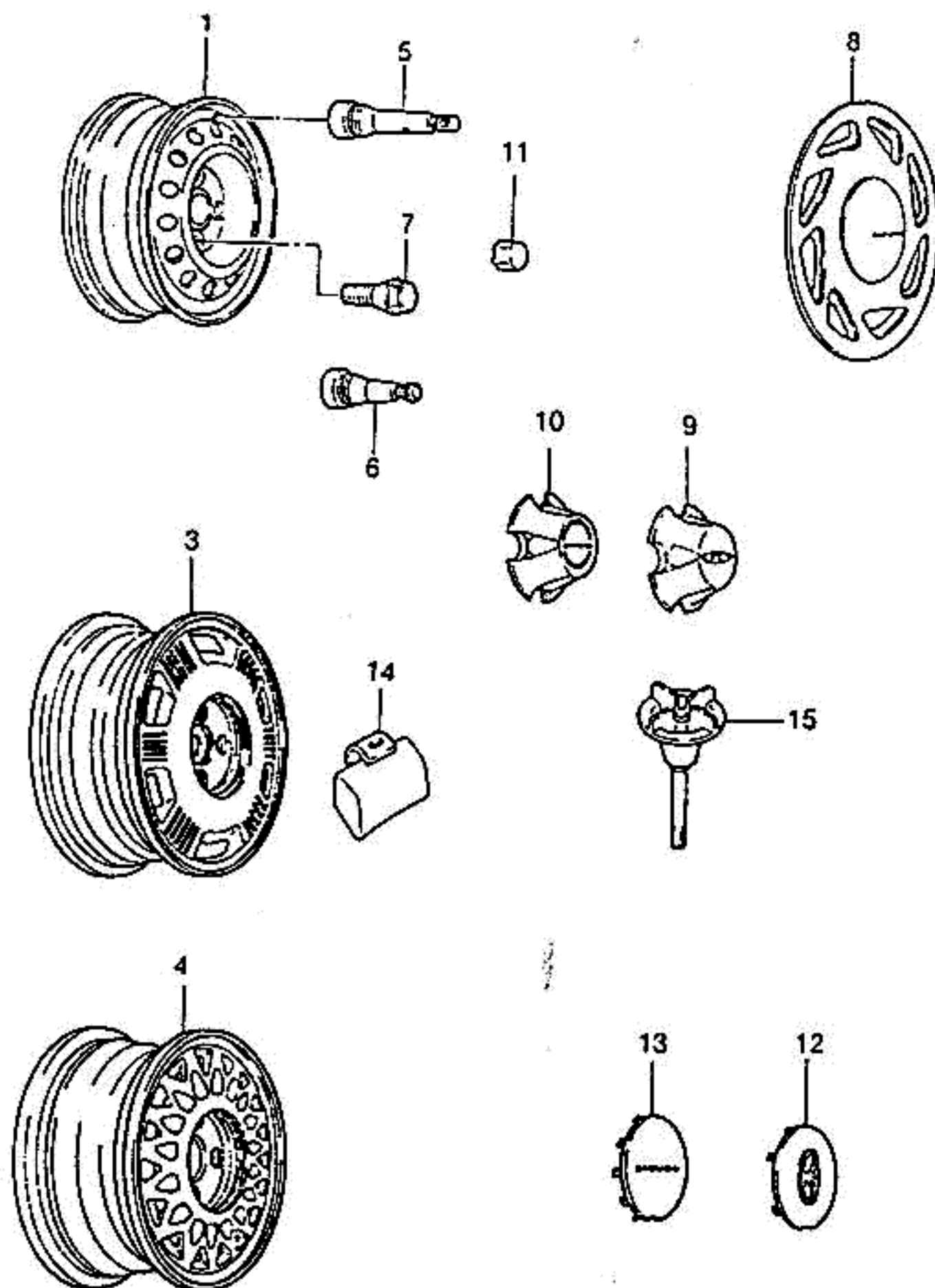


KEY NO.		PART NAME												
I T C	PART NO.	M O D E L						O P T I O N	L / R	Q T Y	E F F E C T I V E D A T E		R E M A R K S	P / C O D E
		B D Y	T / A	L E V E L							F R O M	T O		
				I	II	III	IV							
	[01]	(E) EMBLEM-FRONT END PANEL									(F) EMBLEME-PANNEAU AVANT			
		(D) ETIKETT									(S) EMBLEMA-PANEL DEL FRENTE			
	96138183	4		A	A	A	A			1	941203	WAVE TYPE		
N	96209264	4		S	S	S	S			1	941204	ITAL TYPE		
	[02]	(E) LETTERING A									(F) LETTRES-ESPERO			
		(D) BESCHRIFTUNG, ESPERO									(S) ANAGRAMA-ESPERO			
	96211223	4		S	S	S	S			1		ESPERO		
	96211224	4		A	A	A	A			1		ARANOS		
	[03]	(E) LETTERING A									(F) LETTRES-ESPERO			
		(D) BESCHRIFTUNG, ESPERO									(S) ANAGRAMA-ESPERO			
	96211222	4		S	S	S	S			1		DAEWOO		
	[04]	(E) LETTERING-1800i									(F) LETTRES-1800i			
		(D) BESCHRIFTUNG, 1800i									(S) ANAGRAMA-1800i			
	96177767	4		-	-	S	-	&LV6		1				
	[05]	(E) LETTERING-2000i									(F) LETTRES-2000i			
		(D) BESCHRIFTUNG, 2000i									(S) ANAGRAMA-2000i			
	96177766	4		-	-	-	A	&KL9		1				
	[06]	(E) LETTERING-ABS									(F) LETTRES-ABS			
		(D) BESCHRIFTUNG, ABS									(S) ANAGRAMA-ABS			
N	96212925	4		-	O	O	O	&JL9		1	950424	ABS		
	[07]	(E) STICKER-DOHC16V									(F) VIGNETTE			
		(D) ETIKETT									(S) ETIQUETA ADHESIVA			
	96146708	4		S	S	-	-	-10L/64L/86L/91L		1		DOHC16V		
	96146709	4		S	S	-	-	&10L/64L/86L/91L		1		DOHC16V		
	[08]	(E) NAMEPLATE-GL									(F) LETTRES-GL			
		(D) BESCHRIFTUNG, GL									(S) ANAGRAMA-CL			
	96192582	4		S	-	-	-	&W0F.		1	950723			
	[09]	(E) NAMEPLATE-GLX									(F) LETTRES-GLX			
		(D) BESCHRIFTUNG, GLX									(S) ANAGRAMA-CLX			
	96192583	4		-	S	-	-	&W0G.		1	950531			
	[10]	(E) NAMEPLATE-CD									(F) LETTRES-CD			
		(D) BESCHRIFTUNG, CD									(S) ANAGRAMA-CD			
	96192593	4		-	-	S	S	&W8C.		1	950531			
BDY(BODY)		T/A(TRANSAXLE)							LEVEL(TRIM LEVEL)					
4 : 4 DOOR		M : MANUAL T/A A : AUTOMATIC T/A							I : GL II : GLX III : CD18 IV : CD20					

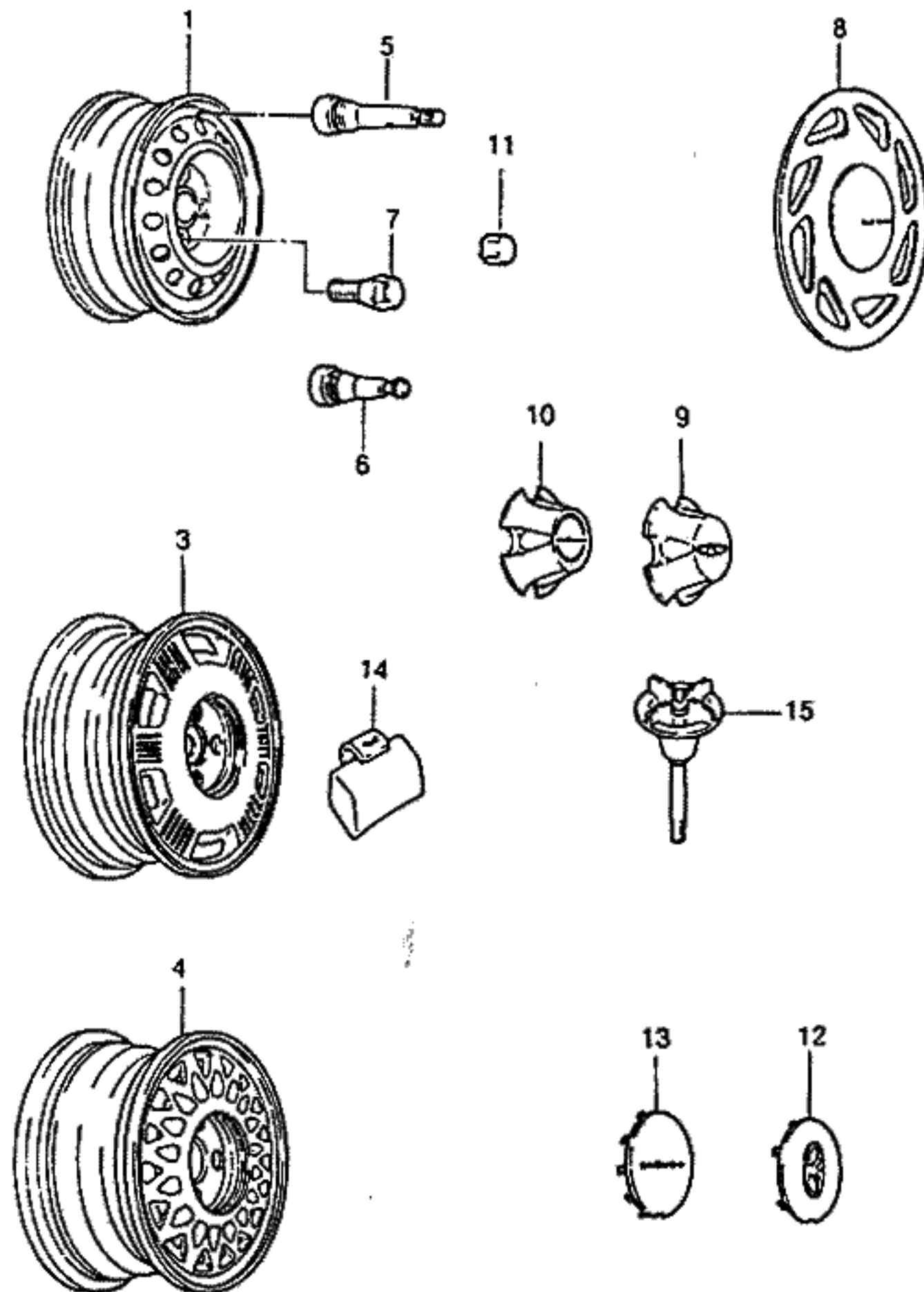




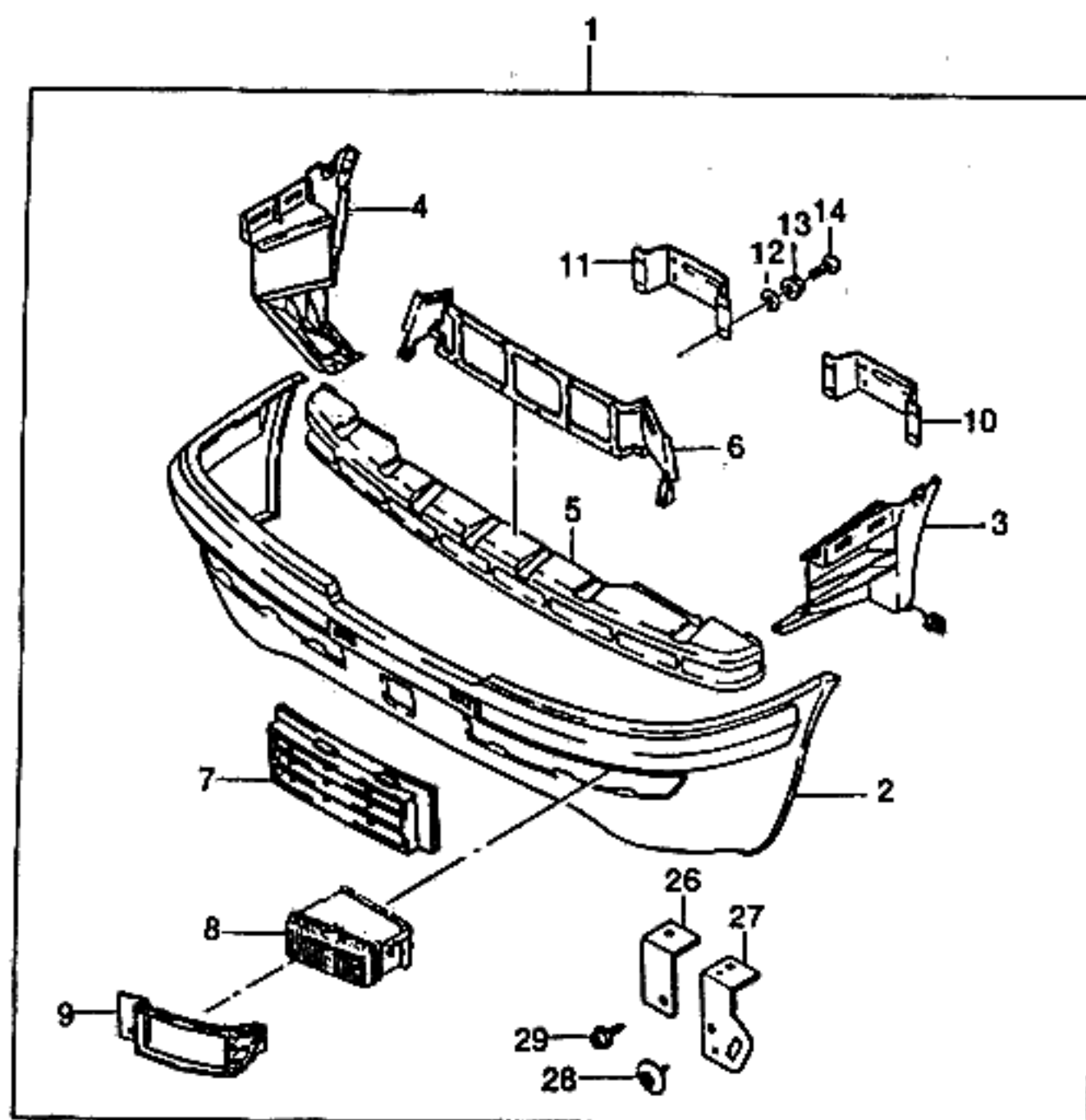
KEY NO.		PART NAME												
I T C	PART NO.	M O D E L						OPTION	L / R	Q T Y	EFFECTIVE DATE		REMARKS	P / C O D E
		B D Y	T / A	LEVEL							FROM	TO		
				I	II	III	IV							
	[01]	(E)WHEEL-STEEL (D)RAD							(F)ROUE (S)RUEDA					
	96187259	4	S	-	-	-	&PX8&W9U		5	950723	SILVER			
	90304218	4	-	S	S	S	&PX8&W9M		5		BLACK		HY	
	[03]	(E)WHEEL-ALUMINIUM (D)RAD							(F)ROUE (S)RUEDA					
	96160887-A	4	-	-	O	O	&PY4		5					
	[04]	(E)WHEEL-ALUMINIUM (D)RAD							(F)ROUE (S)RUEDA					
	96206511	4	-	-	A	A	&PZ4-XWE.		5		WEST & EAST EUROPE,CIS			
	[05]	(E)VALVE-TIRE (D)VENTIL,REIFEN							(F)SOUPAPE-PNEU (S)VALVULA-LLANTA					
	90223915	4	-	S	S	S	&PX8&W9M		5					
	[06]	(E)VALVE-RUBBER (D)VENTIL,GUMMI							(F)SOUPAPE-CAOUTCHOUC (S)VALVULA-HULE					
	11049239	4	-	-	O	O	&PA5&PX8&W9U		5					
	[07]	(E)SCREW-HEX HEAD (D)SCHRAUBE							(F)VIS (S)TORNILLO					
	96179609	4	-	S	S	S			16		M12			
	[08]	(E)COVER-WHEEL (D)DECKEL,RAD							(F)CARTER-ROUE (S)CUBIERTA-RUEDA					
	96129521	4	-	S	S	S	&PX8&P12&W9M		4		BLACK WHEEL CA			
	[09]	(E)CAP-HUB (D)DECKEL							(F)CHAPEAU (S)TAPA-SELLO					
	96209791	4	A	A	A	A	&PA5&PX8&W9U		4		SILVER WHEEL			
	[10]	(E)CAP-HUB (D)DECKEL							(F)CHAPEAU (S)TAPA-SELLO					
	94797137	4	S	-	-	-	&PA5&PX8&W9U		4	950723	SILVER WHEEL			
	[11]	(E)CAP-WHEEL BOLT (D)DECKEL							(F)CHAPEAU (S)TAPA-SELLO					
	90105675	4	S	-	-	-	&PA5&PX8&W9U		4	950723	SILVER WHEEL			
	[12]	(E)CAP-WHEEL HUB (D)DECKEL,RADHÜLSE							(F)CHAPEAU-MOYEU DE ROUE (S)TAPA-CUBO DE RUEDA					
BDY(BODY)		T/A(TRANSAXLE)						LEVEL(TRIM LEVEL)						
4 : 4 DOOR		M : MANUAL T/A A : AUTOMATIC T/A						I : GL II : GLX III : CD18 IV : CD20						



KEY NO.		PART NAME												
I T C	PART NO.	M O D E L						O P T I O N	L / R	Q T Y	E F F E C T I V E D A T E		R E M A R K S	P / C O D E
		B D Y	T / A	L E V E L							F R O M	T O		
				I	II	III	IV							
	96206512 [13]	4	-	-	O	O	&PZ4-XWE. (E)CAP-WHEEL HUB (D)DECKEL,RADHÜLSE		4			ITAL TYPE (F)CHAPEAU-MOYEU DE ROUE (S)TAPA-CUBO DE RUEDA		
	96169557 [14]	4	-	-	A	A			4			DAEWOO (F)POIDS-EQUILIBRAGE (S)PESO-BALANCE		
	96164919	4			O	O	O O &PX8		A			STEEL(5g)		
	08949851	4			O	O	O O &PX8		A			STEEL(10g)		
	08952129	4			O	O	O O &PX8		A			STEEL(15g)		
	08949850	4			O	O	O O &PX8		A			STEEL(20g)		
	90222703	4			O	O	O O &PX8		A			STEEL(25g)		
	08949849	4			O	O	O O &PX8		A			STEEL(30g)		
	90222704	4			O	O	O O &PX8		A			STEEL(35g)		
	08949848	4			O	O	O O &PX8		A			STEEL(40g)		
	03442576	4			O	O	O O &PX8		A			STEEL(45g)		
	08949847	4			O	O	O O &PX8		A			STEEL(50g)		
	90222705	4			O	O	O O &PX8		A			STEEL(55g)		
	08949846	4			O	O	O O &PX8		A			STEEL(60g)		
	90305808	4	-	-	O	O	&PZ4.		A			ALUMINUM(5g)		
	90090782	4	-	-	O	O	&PZ4.		A			ALUMINUM(10g)		
	90105128	4	-	-	O	O	&PZ4.		A			ALUMINUM(15g)		
	90090783	4	-	-	O	O	&PZ4.		A			ALUMINUM(20g)		
	90105129	4	-	-	O	O	&PZ4.		A			ALUMINUM(25g)		
	90090784	4	-	-	O	O	&PZ4.		A			ALUMINUM(30g)		
	90105130	4	-	-	O	O	&PZ4.		A			ALUMINUM(35g)		
	90090785	4	-	-	O	O	&PZ4.		A			ALUMINUM(40g)		
	90105131	4	-	-	O	O	&PZ4.		A			ALUMINUM(45g)		
	90090786	4	-	-	O	O	&PZ4.		A			ALUMINUM(50G)		
	90222702	4	-	-	O	O	&PZ4.		A			ALUMINUM(55G)		
	90090787	4	-	-	O	O	&PZ4.		A			ALUMINUM(60G)		
	[15]						(E)BOLT-SPARE TIRE WING (D)SCHRAUBE,ERSATZRAD					(F)BOULON (S)PERNO		
BDY(BODY)		T/A(TRANSAXLE)						LEVEL(TRIM LEVEL)						
4 : 4 DOOR		M : MANUAL T/A A : AUTOMATIC T/A						I : GL II : GLX III : CD18 IV : CD20						

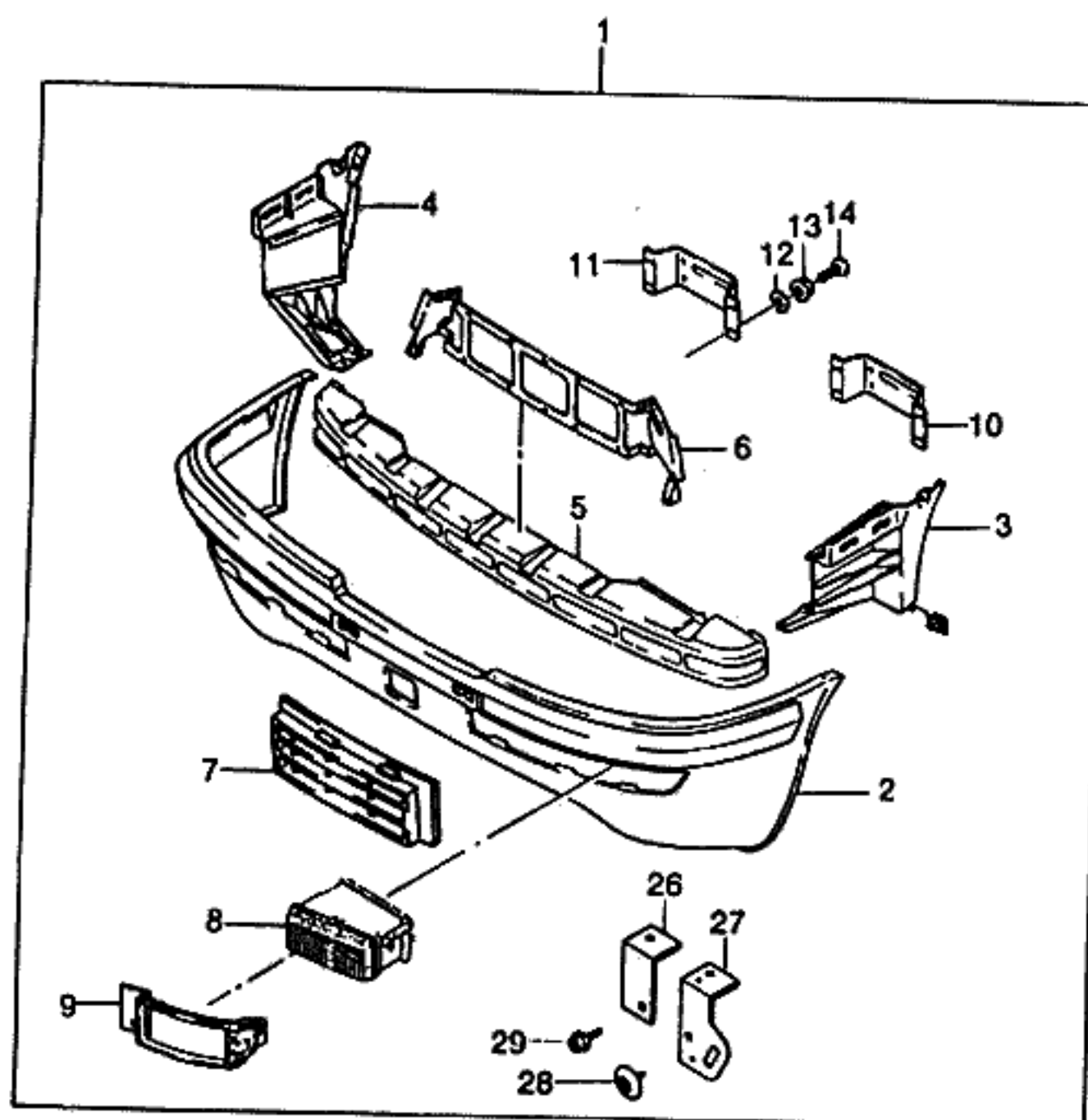


KEY NO.		PART NAME												
I T C	PART NO.	M O D E L				OPTION	L / R	Q T Y	EFFECTIVE DATE		REMARKS	P / C O D E		
		B D Y	T / A	LEVEL					FROM	TO				
				I	II								III	IV
	96169111 96169082	4 4		S S S S		&PX8 &PZ4.		1 1						
BDY(BODY)		T/A(TRANSAXLE)						LEVEL(TRIM LEVEL)						
4 : 4 DOOR		M : MANUAL T/A A : AUTOMATIC T/A						I : GL II : GLX III : CD18 IV : CD20						



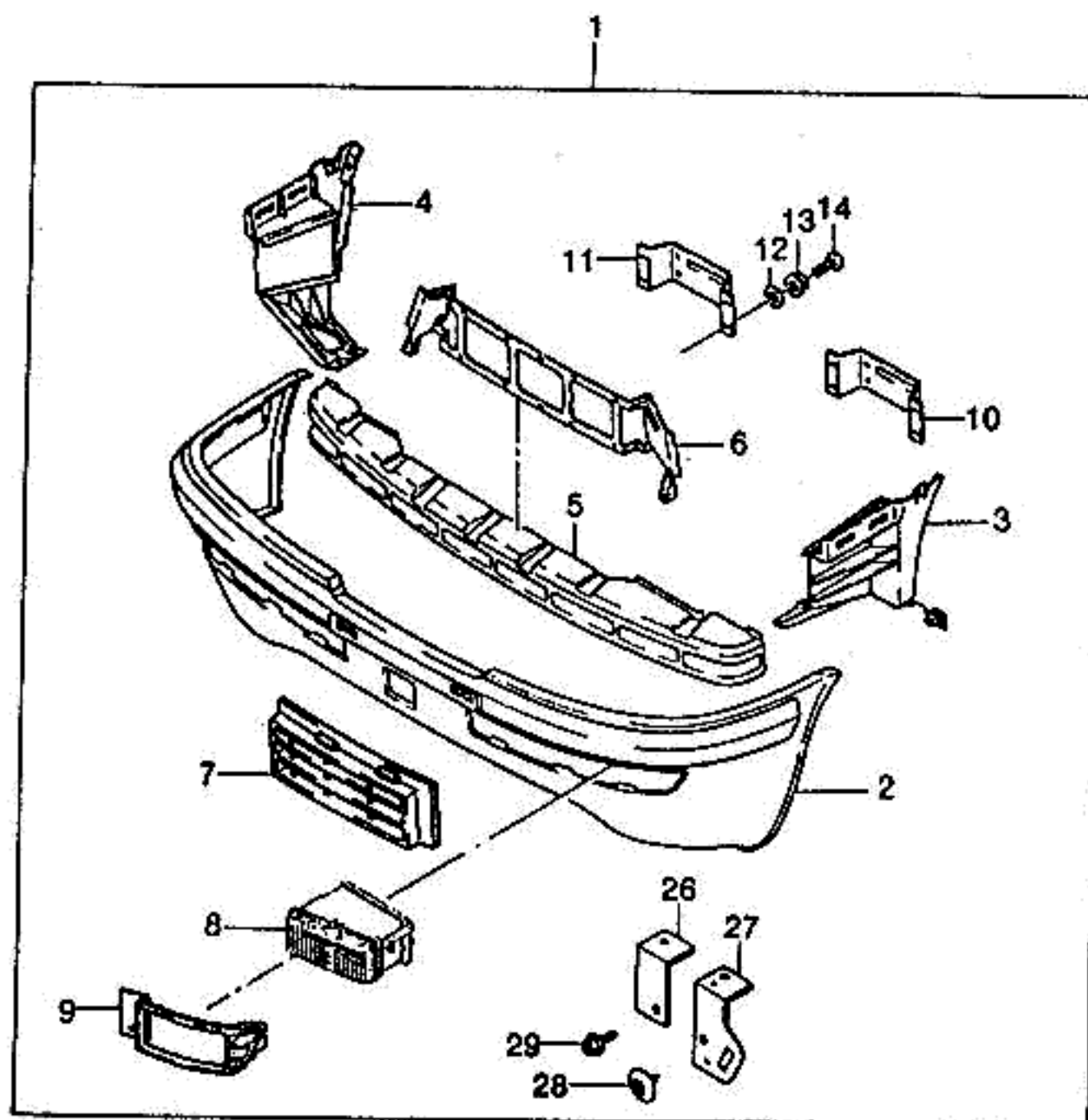
15	16	17	18	19
20	21	22	23	25











KEY NO.			PART NAME											P / CODE
I T C	PART NO.	M O D E L				O P T I O N	L / R	Q T Y	E F F E C T I V E D A T E		R E M A R K S			
		B D Y	T / A	L E V E L					F R O M	T O				
				I	II							III	IV	
	[01]	(E)BUMPER A-FRONT (D)STOBSTANGE,VORNE						(F)PARE-CHOC-AVANT (S)PARACHOQUES-FRENTE						
	96210877	4	S	-	-	-	&VHR-T96.	1	950723					
	96210867	4	-	S	S	S	&T96&VHR.	1						
	96215366	4	-	-	-	A	&VB2-T96	1			MOSCOW TAXI			
	[02]	(E)FACIA-FRONT BUMPER (D)SCHILD,VORDERE						(F)BANDELETES (S)PARACHOQUES						
	96107844	4	S	S	S	S	&VHR.	1						
	96192361	4	-	-	-	A	&VB2	1			MOSCOW TAXI			
	[03]	(E)BRACKET-BUMPER FACIA,SIDE (D)TRÄGER						(F)SUPPORT (S)SOPORTE						
	96145029	4	S	S	S	S		L 1						
	[04]	(E)BRACKET-BUMPER FACIA,SIDE (D)TRÄGER						(F)SUPPORT (S)SOPORTE						
	96145030	4	S	S	S	S		R 1						
	[05]	(E)BEAM-FRONT BUMPER IMPACT (D)TRÄGER,VORDERE						(F)TRÄGER,VORDERE (S)VIGA-IMPACTO						
	96134895	4	S	S	S	S		1						
	[06]	(E)SUPPORT-FR BPR FACIA,LWR (D)TRÄGER						(F)SUPPORT (S)SOPORTE						
	96107862	4	S	S	S	S		1	950620					
O	96162256	4	S	S	S	S		1	950621					
	[07]	(E)GRILLE-FRONT BUMPER (D)GITTER,VORDERE						(F)GRILLE-PARE-CHOC AVANT (S)REJA-PARACHOQUES						
	96107867	4	S	-	-	-	&VB2-T96.	L 1	950723					
	96187697	4	-	S	S	S	&T96&VHR.	L 1						
	96107868	4	S	-	-	-	&VB2-T96.	R 1	950723					
	96187698	4	-	S	S	S		R 1						
	[08] ✓	(E)LAMP-FOG (D)LAMPE,NEBEL						(F)LAMPE (S)LAMPARA-NEBLINA						
	96186479	4	-	S	S	S		L 1				FE		
	96186480	4	-	S	S	S		R 1				FE		
BDY(BODY)			T/A(TRANSAXLE)					LEVEL(TRIM LEVEL)						
4 : 4 DOOR			M : MANUAL T/A A : AUTOMATIC T/A					I : GL II : GLX III : CD18 IV : CD20						



15	16	17	18	19
20	21	22	23	25

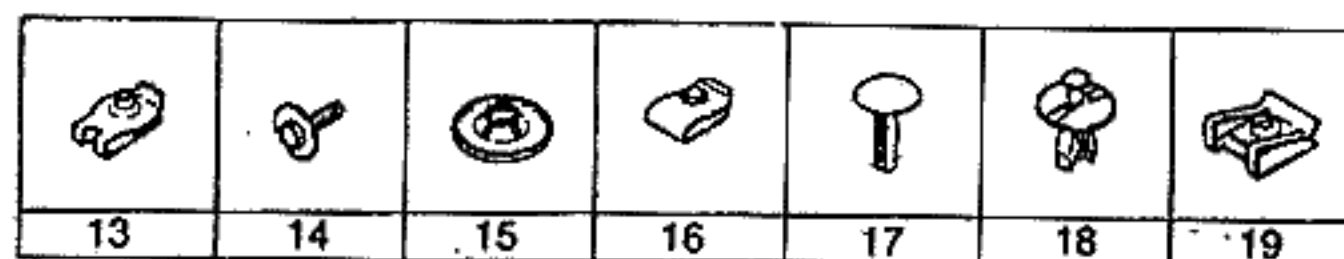
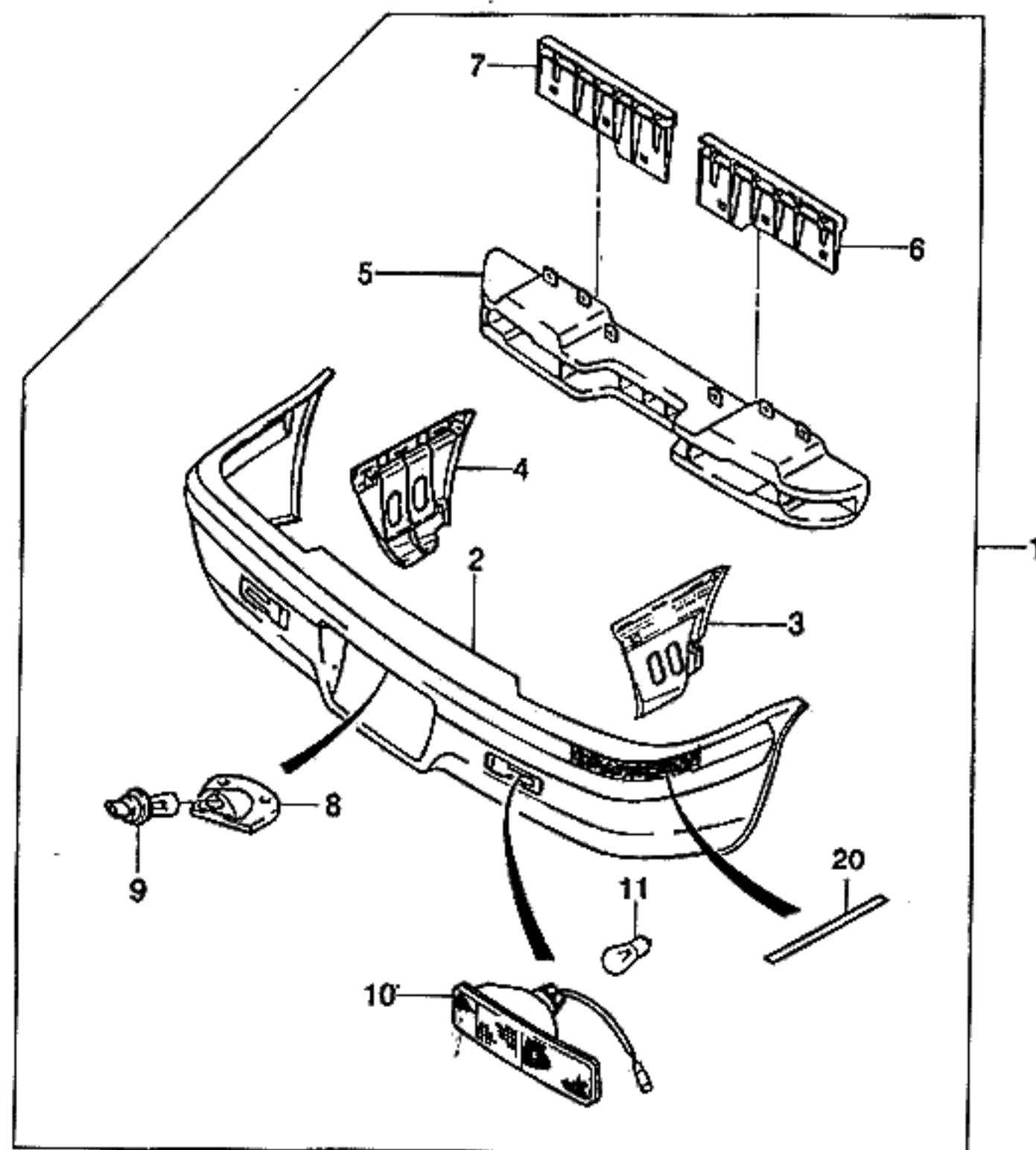
KEY NO.		PART NAME												
I T C	PART NO.	M O D E L						O P T I O N	L / R	Q T Y	E F F E C T I V E D A T E		R E M A R K S	P / C O D E
		B D Y	T / A	L E V E L							F R O M	T O		
				I	II	III	IV							
	[09]	(E)BEZEL-FOG LAMP (D)KASTEN,NEBELLAMPE							(F)BISEAU (S)BISEL-LAMPARA DE NEBLINA					
	96186487	4 - S S S							L 1					
	96186488	4 - S S S							R 1					
	[10]	(E)BAR A-FRONT BUMPER BACK (D)STANGE,VORDERE							(F)BARRE (S)BARRA					
	96192503	4 S S S S							L 1					
	[11]	(E)BAR A-FRONT BUMPER BACK (D)STANGE,VORDERE							(F)BARRE (S)BARRA					
	96192504	4 S S S S							R 1					
	[12]	(E)WASHER (D)DICHTUNGSRING							(F)RONDELLE (S)ARANDELA					
	11500324	4 S S S S							4					
	[13]	(E)NUT-SPECIAL (D)MUTTER,SPEZIAL							(F)ECROU-SPECIAL (S)TUERCA-ESPECIAL					
	10080312	4 S S S S							12					
	[14]	(E)SCREW (D)SCHRAUBE							(F)VIS (S)TORNILLO					
	96135803	4 S S S S							2					
	[15]	(E)SCREW (D)SCHRAUBE							(F)VIS (S)TORNILLO					
	10080305	4 S S S S							19					
	[16]	(E)SCREW (D)SCHRAUBE							(F)VIS (S)TORNILLO					
	11505823	4 S S S S							2					
	[17]	(E)NUT-CLAMP (D)MUTTER,KLAMMER							(F)ECROU-PINCE (S)TUERCA-GRAPA					
	11503957	4 S S S S							3					
	[18]	(E)CLIP (D)KLEMME							(F)ATTACHE (S)GRAPA					
	94787821	4 S S S S							4					
	[19]	(E)NUT (D)MUTTER,KLAMMER							(F)ECROU-PINCE (S)TUERCA-GRAPA					
	10080302	4 S S S S							19				U-TYPE	
BDY(BODY)			T/A(TRANSAXLE)						LEVEL(TRIM LEVEL)					
4 : 4 DOOR			M : MANUAL T/A A : AUTOMATIC T/A						I : GL II : GLX III : CD18 IV : CD20					



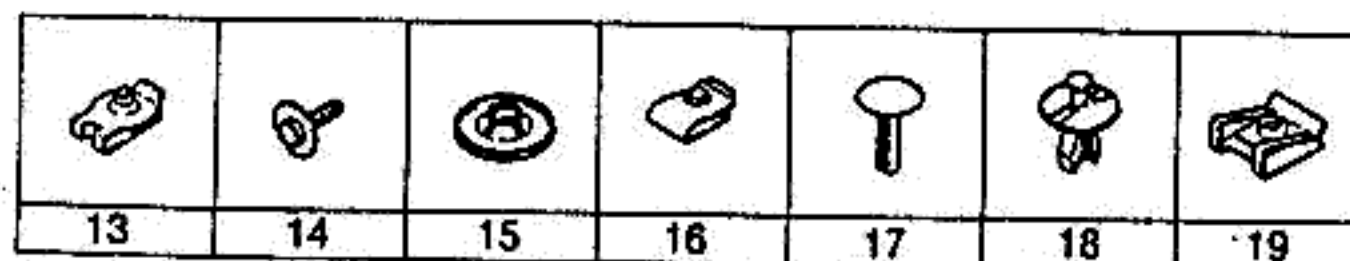
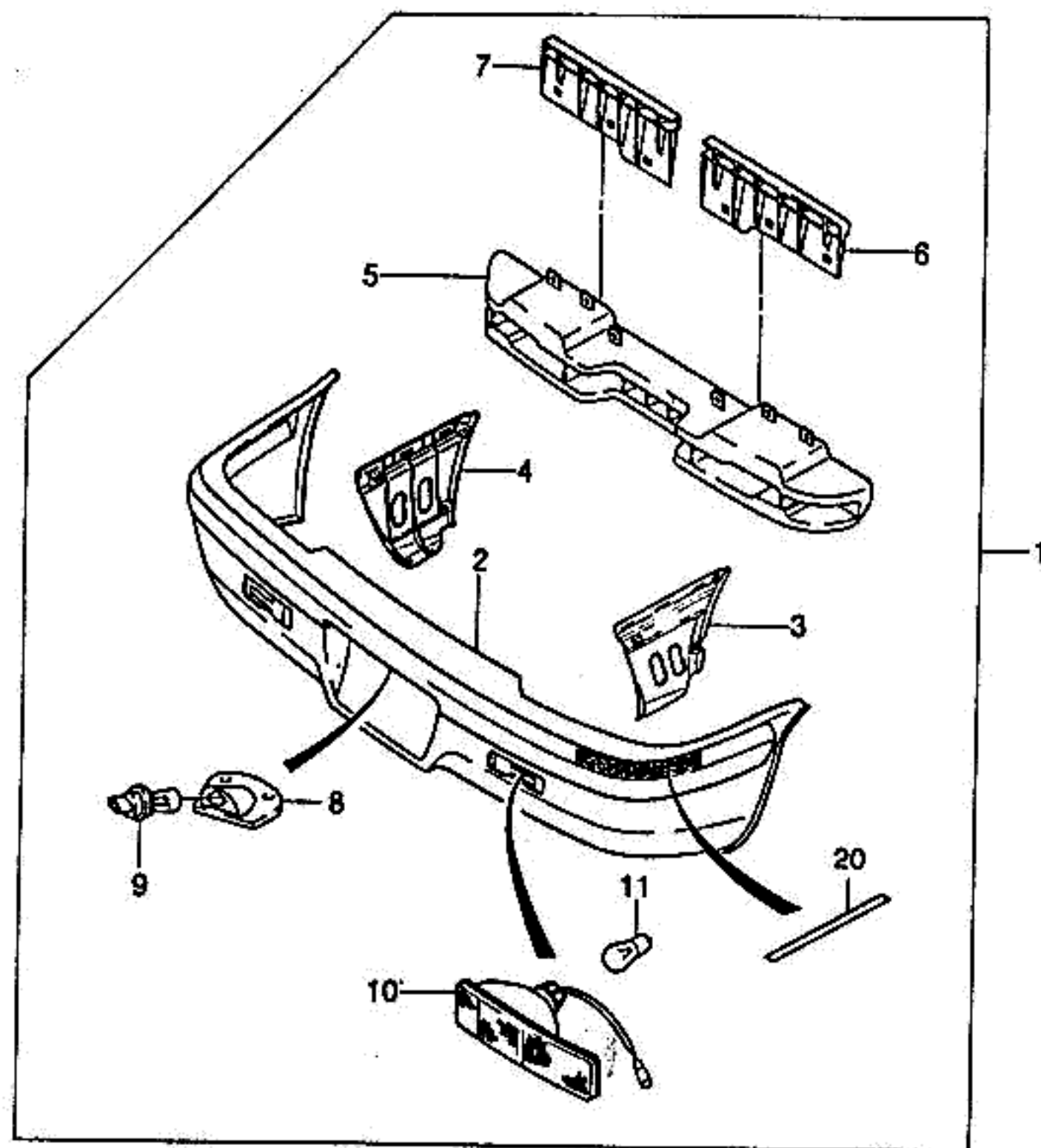
				
15	16	17	18	19
				
20	21	22	23	25

KEY NO.		PART NAME												
I T C	PART NO.	MODEL						OPTION	L / R	Q T Y	EFFECTIVE DATE		REMARKS	P / C O D E
		B D Y	T / A	LEVEL							FROM	TO		
				I	II	III	IV							
	[20] 10055087	(E)RETAINER (D)HALTER 4		S	S	S	S			(F)ARRETOIR (S)RETENEDOR 4				
	[21] 05973400	(E)RETAINER-FRT BUMPER FACIA (D)HALTER 4		S	S	S	S			(F)ARRETOIR (S)RETENEDOR 3				
	[22] 96176825	(E)NUT-CLAMP (D)MUTTER,KLAMMER 4		S	S	S	S			(F)ECROU-PINCE (S)TUERCA-GRAPA 18				
	[23] 10080305	(E)SCREW (D)SCHRAUBE 4		S	S	S	S			(F)VIS (S)TORNILLO 21		4.2x1.41x16.0		
	[25] 96179737	(E)NUT-CLIP (D)MUTTER,KLEMME 4		S	S	S	S			(F)ECROU-BROCHE (S)TUERCA-GRAPA 4				
	[26] 96191728	(E)BRACKET-INNER,FRT I/BEAM (D)TRÄGER 4		-	S	S	S	&T96&VHR.		(F)SUPPORT (S)SOPORTE L 1				
	96191729	4		-	S	S	S	&T96&VHR.		R 1				
	[27] 96191730	(E)BRACKET-OTR,FRT I/BEAM (D)TRÄGER 4		-	S	S	S	&T96&VHR.		(F)SUPPORT (S)SOPORTE L 1				
	96191731	4		-	S	S	S	&T96&VHR.		R 1				
	[28] 03974037	(E)SCREW (D)SCHRAUBE 4		-	S	S	S	&T96&VHR.		(F)VIS (S)TORNILLO 6				
	[29] 11505209	(E)SCREW (D)SCHRAUBE 4		-	S	S	S			(F)VIS (S)TORNILLO 4				

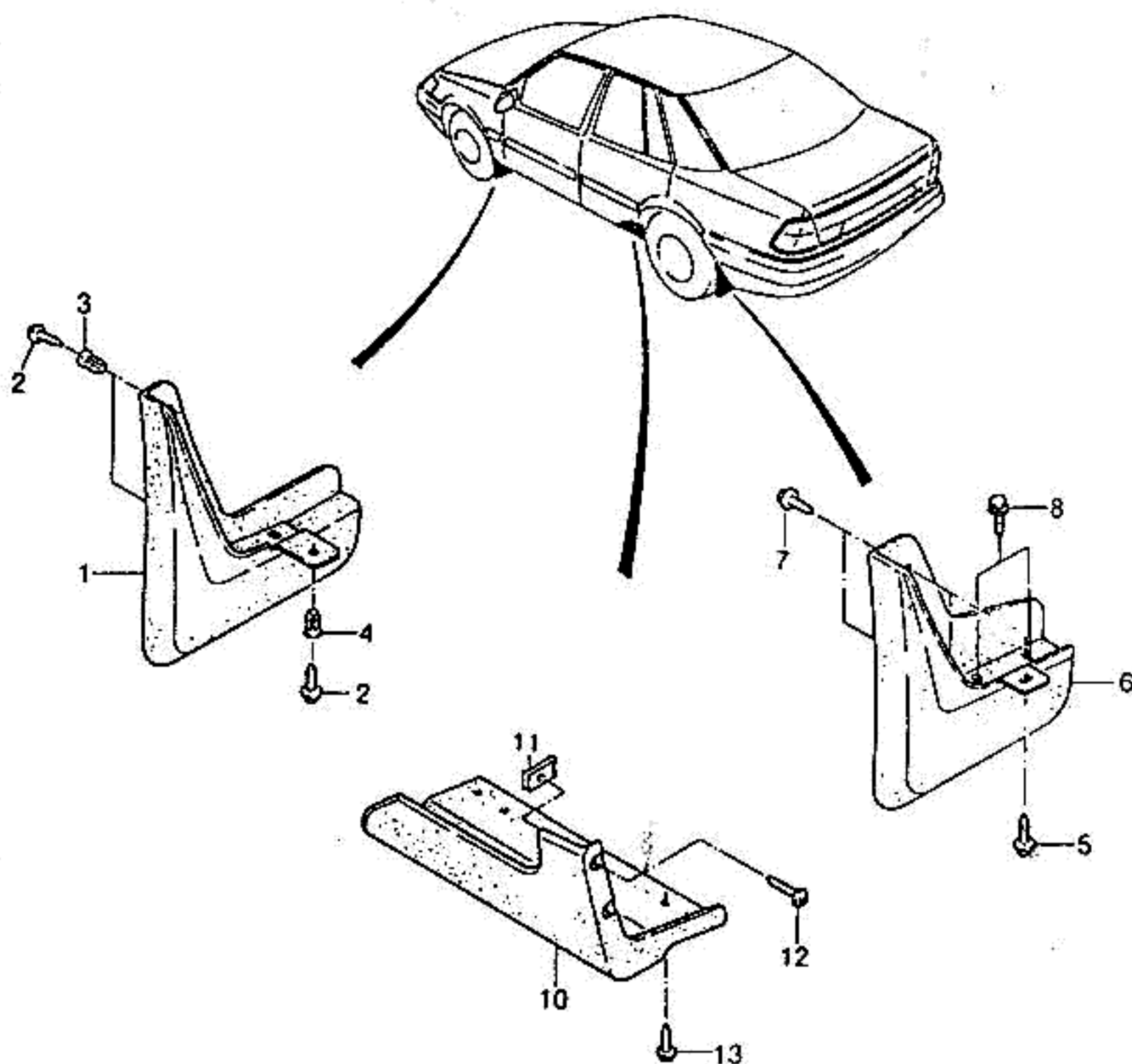
BDY(BODY)	T/A(TRANSAXLE)	LEVEL(TRIM LEVEL)
4 : 4 DOOR	M : MANUAL T/A A : AUTOMATIC T/A	I : GL II : GLX III : CD18 IV : CD20



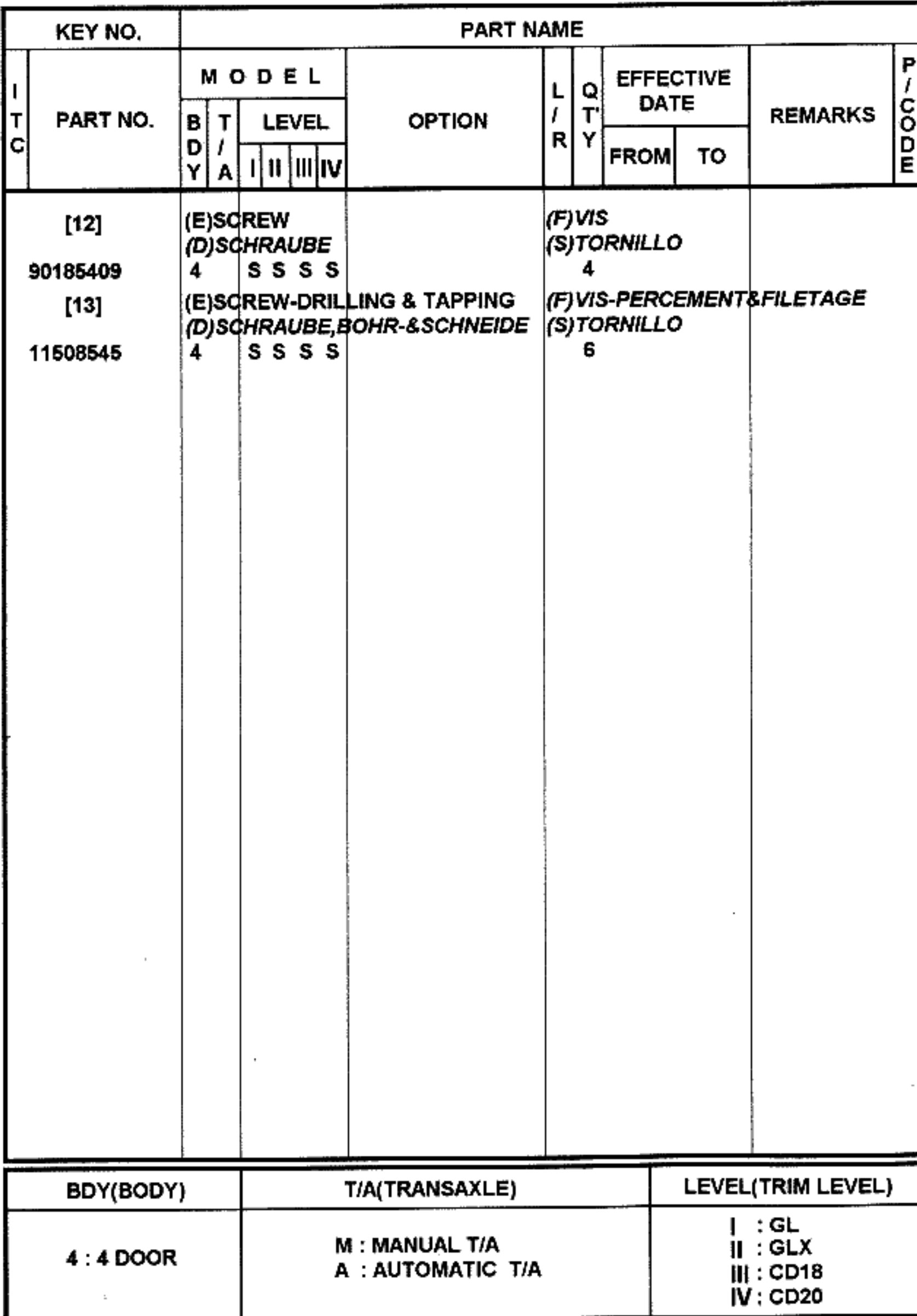
KEY NO.		PART NAME												
I T C	PART NO.	M O D E L				O P T I O N	L / R	Q T Y	E F F E C T I V E D A T E		R E M A R K S	P / C O D E		
		B D Y	T / A	L E V E L					F R O M	T O				
				I	II								III	IV
	[01]	(E)BUMPER A-REAR (D)STOBSTANGE,HINTEN					-EEC/XAT/XCI/XRA.			(F)PARE-CHOC-ARRIERE (S)PARACHOQUES-TRASERO				
	96109629-A	4		S	S	S	S		1		SMALL LICENSE PLATE			
	96179474	4		A	A	A	A	&EEC/XAT/XCI/XRA	1		LARGE LICENSE PLATE			
	96215368	4		-	-	-	A	&VB2.	1		MOSCOW TAXI			
	[02]	(E)FACIA-REAR BUMPER (D)SCHILD,HINTERE STOBSTANGE					-EEC/XAT/XCI/XRA.			(F)BANDELETES (S)PARACHOQUES TRASERO				
	96111239-A	4		S	S	S	S		1		SMALL LICENSE PLATE			
	96179514	4		A	A	A	A	&EEC/XAT/XCI/XRA.	1		LARGE LICENSE PLATE			
	96215369	4		-	-	-	A	&VB2.	1		MOSCOW TAXI			
	[03]	(E)BRACKET-REAR BUMPER,SIDE (D)TRÄGER								(F)SUPPORT (S)SOPORTE				
	96136501	4		S	S	S	S		L 1					
	[04]	(E)BRACKET-REAR BUMPER,SIDE (D)TRÄGER								(F)SUPPORT (S)SOPORTE				
	96136502	4		S	S	S	S		R 1					
	[05]	(E)BEAM-REAR BUMPER IMPACT (D)TRÄGER,HINTERE					-EEC/XAT/XCI/XRA.			(F)POUTRELLE-IMPACT (S)VIGA-IMPACTO				
	96117422	4		S	S	S	S		1		SMALL LICENSE PLATE			
	S6730001	4		A	A	A	A	&EEC/XAT/XCI/XRA	1	950723	LARGE LICENSE PLATE			
Y	96225545	4		-	A	A	A		1	950724				
	[06]	(E)SUPPORT-RR BUMPER,UPR (D)TRÄGER,HINTERE								(F)SUPPORT (S)SOPORTE				
	96107930	4		S	S	S	S		L 1					
	[07]	(E)SUPPORT-RR BUMPER,UPR (D)TRÄGER,HINTERE								(F)SUPPORT (S)SOPORTE				
	96107931	4		S	S	S	S		R 1					
BDY(BODY)		T/A(TRANSAXLE)							LEVEL(TRIM LEVEL)					
4 : 4 DOOR		M : MANUAL T/A A : AUTOMATIC T/A							I : GL II : GLX III : CD18 IV : CD20					



KEY NO.		PART NAME											
I T C	PART NO.	MODEL				OPTION	L / R	Q T Y	EFFECTIVE DATE		REMARKS	P / C O D E	
		B D Y	T / A	LEVEL					FROM	TO			
				I	II								III
	[08]	(E)LAMP-LICENSE PLATE (D)LAMPE,NUMMERSCHILD						(F)LAMPE (S)LAMPARA-PLACA DE LICENCIA					
	00912116	4		S	S	S	S	2					
	[09]	(E)BULB (D)BIRNE						(F)AMPOULE (S)BOMBILLA					
	09421330	4		S	S	S	S	2					
	[10]	(E)LAMP-BACK UP (D)LAMPE,RÜCKWÄRTSGANG						(F)LAMPE-PHARE DE RECUL (S)LAMPARA-REVERSA					
	96137176-A	4		S	S	S	S	-EEC/XAT/XRA. L 1					
	96108557	4		A	A	A	A	&EEC/XAT/XRA. L 1				BE	
	96137177-A	4		S	S	S	S	-EEC/XAT/XRA. R 1					
	96108558	4		A	A	A	A	&EEC/XAT/XRA. R 1				BE	
	[11]	(E)BULB (D)BIRNE						(F)AMPOULE (S)BOMBILLA					
	11062779	4		S	S	S	S	2		12V-21W			
	[13]	(E)NUT-CLIP (D)MUTTER,KLEMMME						(F)ECROU-BROCHE (S)TUERCA-GRAPA					
	96179737	4		S	S	S	S	4					
	[14]	(E)SCREW (D)SCHRAUBE						(F)VIS (S)TORNILLO					
	10080305	4		S	S	S	S	10		4.2x1.41x16.0			
	[15]	(E)NUT-PUSH (D)DRUCK-MUTTER						(F)ECROU-POUSSOIR (S)TUERCA-EMPUJÉ					
	96159602	4		S	S	S	S	6					
	[16]	(E)NUT (D)MUTTER,KLAMMER						(F)ECROU-PINCE (S)TUERCA-GRAPA					
	10080302	4		S	S	S	S	10		U-TYPE			
	[17]	(E)RETAINER (D)HALTER						(F)ARRETOIR (S)RETENEDOR					
	10055087	4		S	S	S	S	14					
	[18]	(E)RETAINER-FRT BUMPER FACIA (D)HALTER						(F)ARRETOIR (S)RETENEDOR					
	05973400	4		S	S	S	S	6					
BDY(BODY)		T/A(TRANSAXLE)						LEVEL(TRIM LEVEL)					
4 : 4 DOOR		M : MANUAL T/A A : AUTOMATIC T/A						I : GL II : GLX III : CD18 IV : CD20					

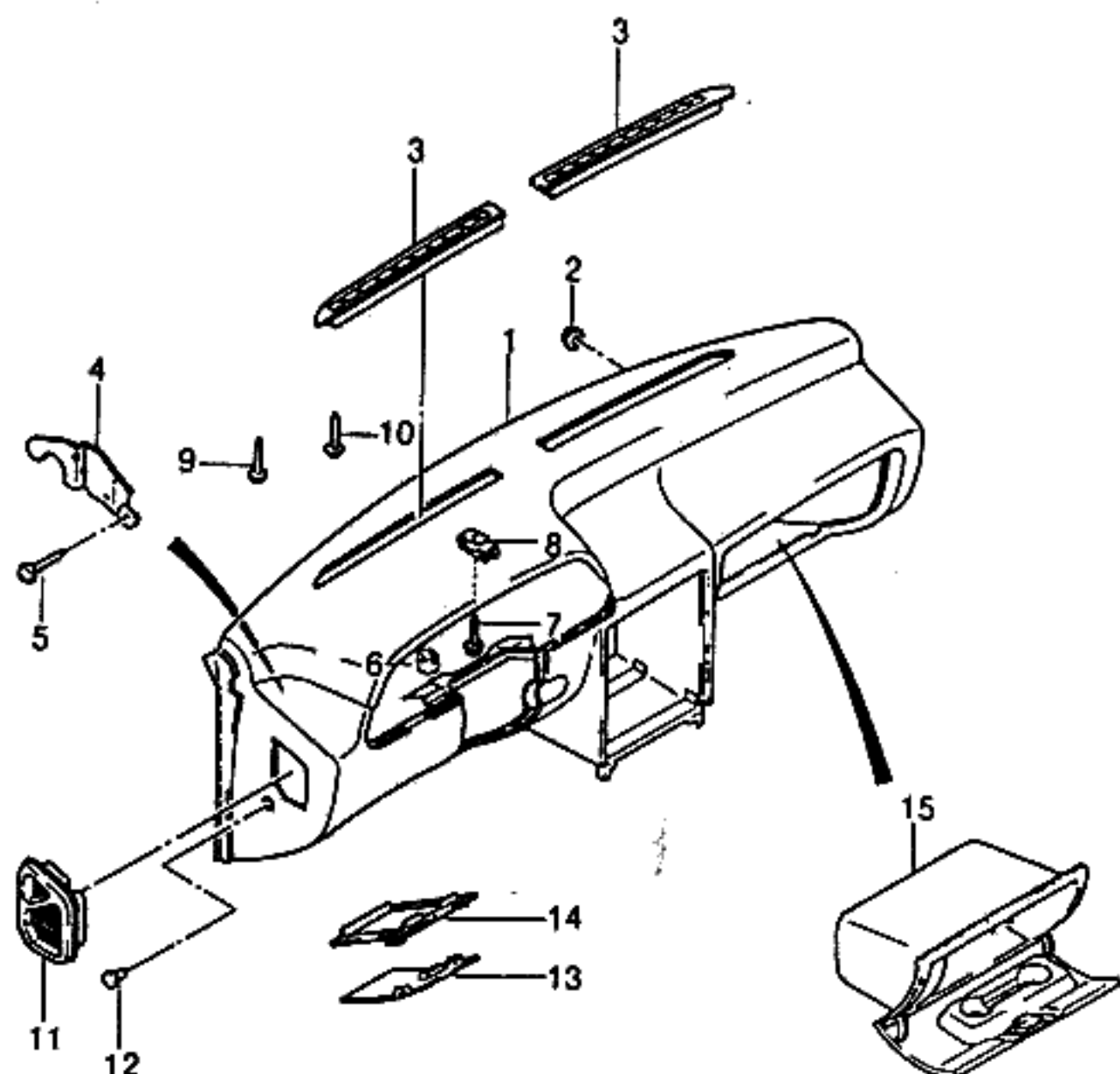


KEY NO.		PART NAME												
I T C	PART NO.	M O D E L				OPTION	L / R	Q T Y	EFFECTIVE DATE		REMARKS	P / C O D E		
		B D Y	T / A	LEVEL					FROM	TO				
				I	II								III	IV
	[01]	(E)GUARD-FENDER MUD (D)KOTFLÜGEL							(F)GARDE-GARDE-BOUE (S)PROTECTOR-GUARDAFANGO					
	96119467	4		A	A	A	A	&VH4		L	1			
	96119468	4		A	A	A	A	&VH4		R	1			
	[02]	(E)SCREW (D)SCHRAUBE							(F)VIS (S)TORNILLO					
	11503892	4		A	A	A	A	&VH4		4		4.2x18		
	[03]	(E)NUT-SPECIAL (D)MUTTER,SPEZIAL							(F)ECROU-SPECIAL (S)TUERCA-ESPECIAL					
	08948104	4		A	A	A	A	&VH4		2				
	[04]	(E)NUT (D)MUTTER							(F)ECROU (S)TUERCA					
	96080862	4		A	A	A	A	&VH4		4		950723		
Y	96213926	4		-	A	A	A	&VH4		4		950724		
	[05]	(E)SCREW (D)SCHRAUBE							(F)VIS (S)TORNILLO					
	11503892	4		A	A	A	A	&VH4		2		4.2x18		
	[06]	(E)GUARD-REAR BUMPER MUD (D)KOTFLÜGEL							(F)GARDE (S)PROTECTOR					
	96119465	4		A	A	A	A	&VH4		L	1			
	96119466	4		A	A	A	A	&VH4		R	1			
	[07]	(E)SCREW (D)SCHRAUBE							(F)VIS (S)TORNILLO					
	11503892	4		A	A	A	A	&VH4		2		4.2x18		
	[08]	(E)SCREW (D)SCHRAUBE							(F)VIS (S)TORNILLO					
	11503892	4		A	A	A	A	&VH4		4		4.2x18		
	[10]	(E)GUARD-SIDE PANEL STONE (D)SCHUTZVERKLEIDUNG,SEITE							(F)GARDE (S)PROTECTOR					
	96185265	4		S	S	S	S			L	1			
	96185266	4		S	S	S	S			R	1			
	[11]	(E)NUT (D)MUTTER							(F)ECROU (S)TUERCA					
	96080862	4		S	S	S	S			4				
BDY(BODY)		T/A(TRANSAXLE)							LEVEL(TRIM LEVEL)					
4 : 4 DOOR		M : MANUAL T/A A : AUTOMATIC T/A							I : GL II : GLX III : CD18 IV : CD20					

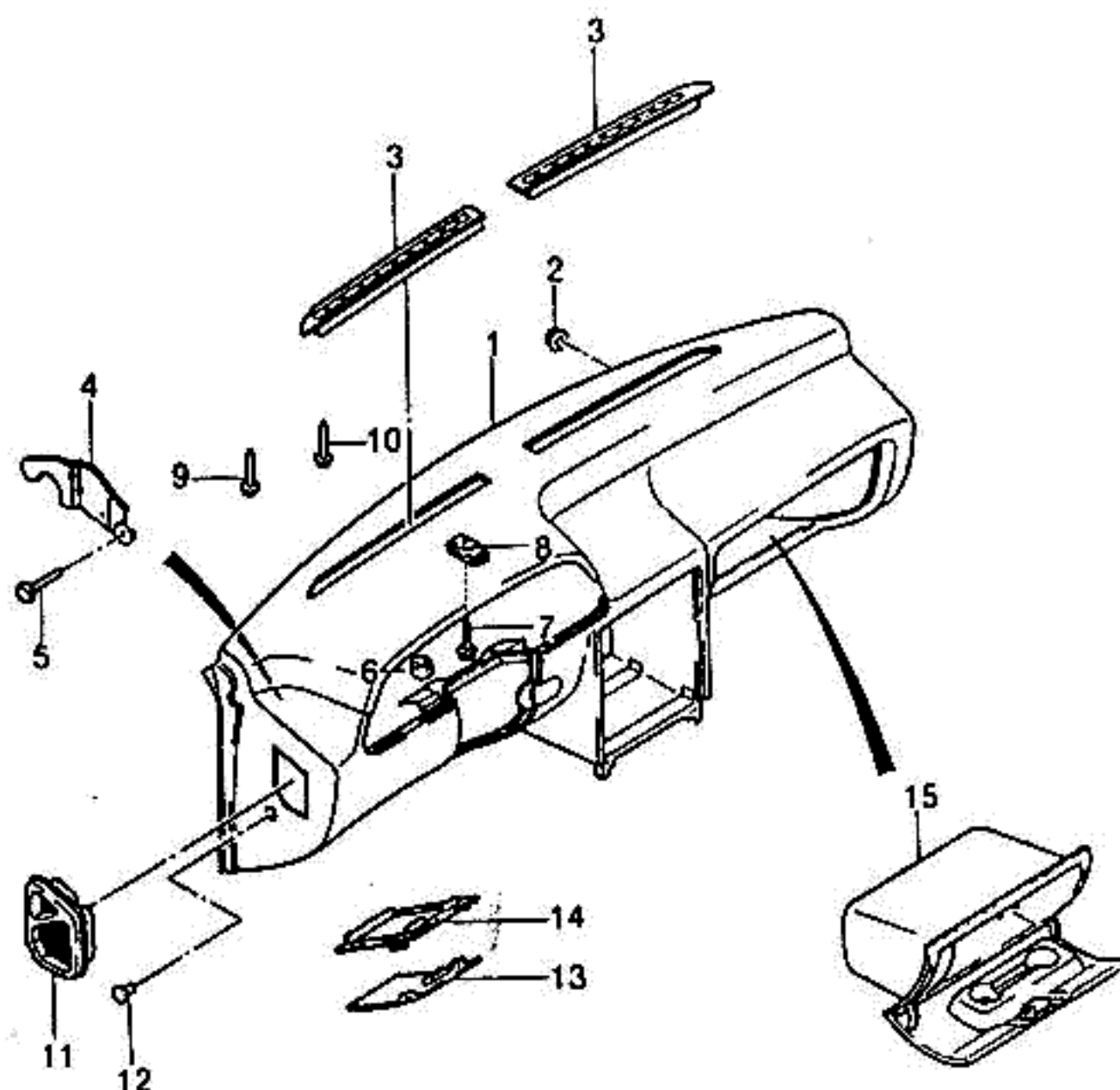


7**INTERIOR**

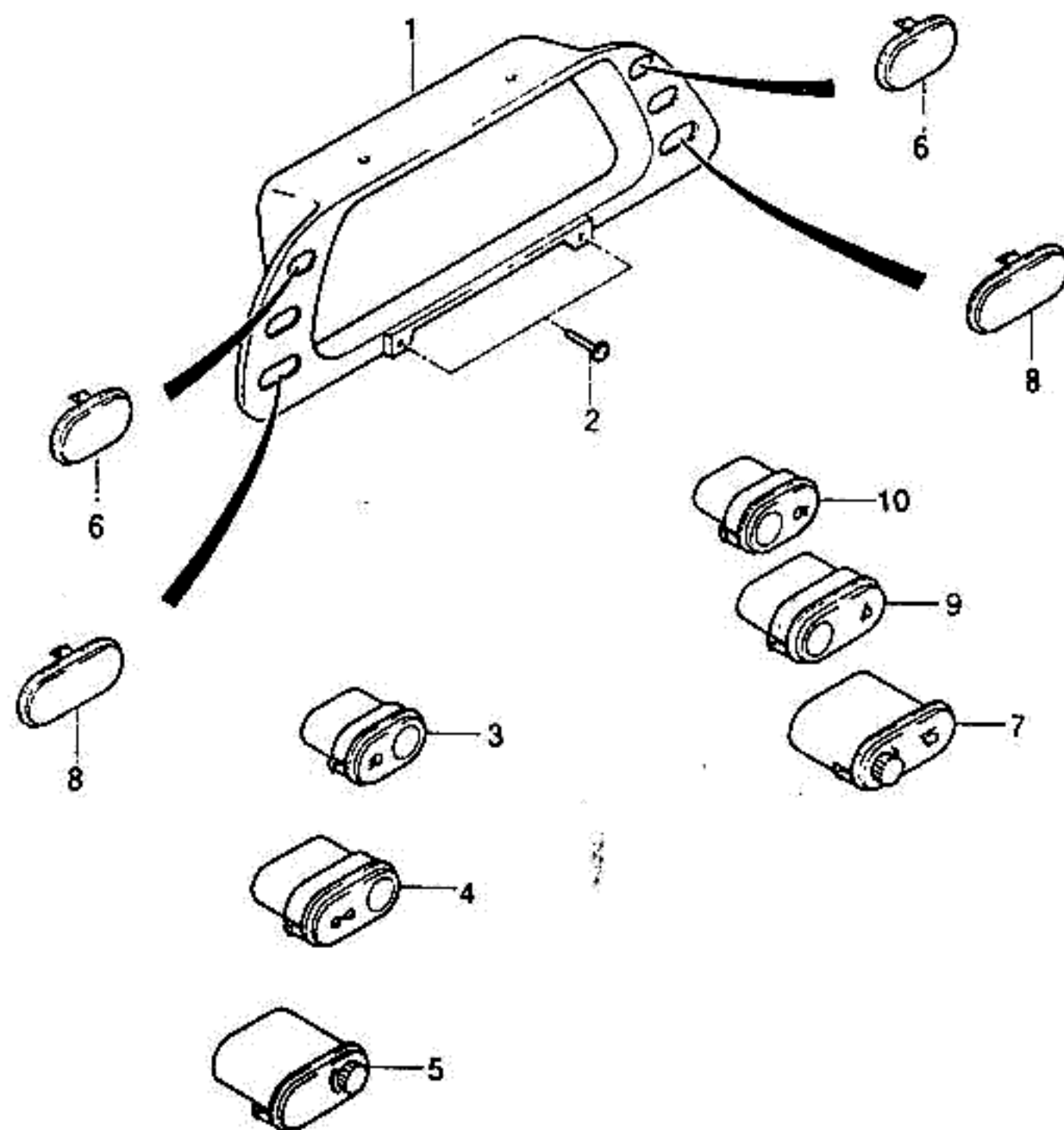
- 7110 INSTRUMENT PANEL
- 7120 MOULDING & SWITCH
- 7130 CENTER PARTS
- 7141 CONSOLE
- 7211 FRONT DOOR TRIM
- 7221 REAR DOOR TRIM
- 7310 HEADLINING
- 7320 SUNSHADE & INSIDE MIRROR
- 7330 PILLAR TRIM I
- 7332 PILLAR TRIM II
- 7510 FRONT SEAT
- 7520 FRONT SEAT PARTIAL
- 7530 SEAT GUIDE RAIL
- 7540 REAR SEAT
- 7550 FRONT SEAT BELT
- 7560 REAR SEAT BELT
- 7610 FLOOR CARPET



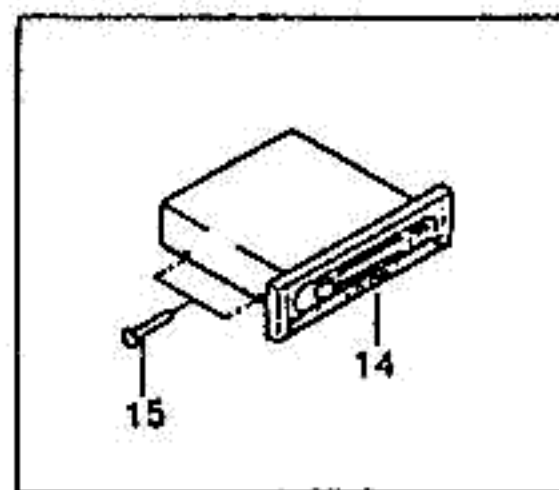
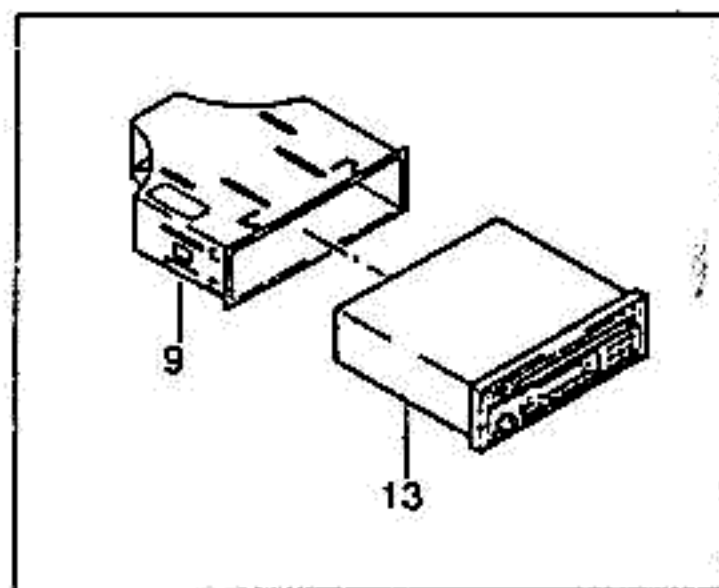
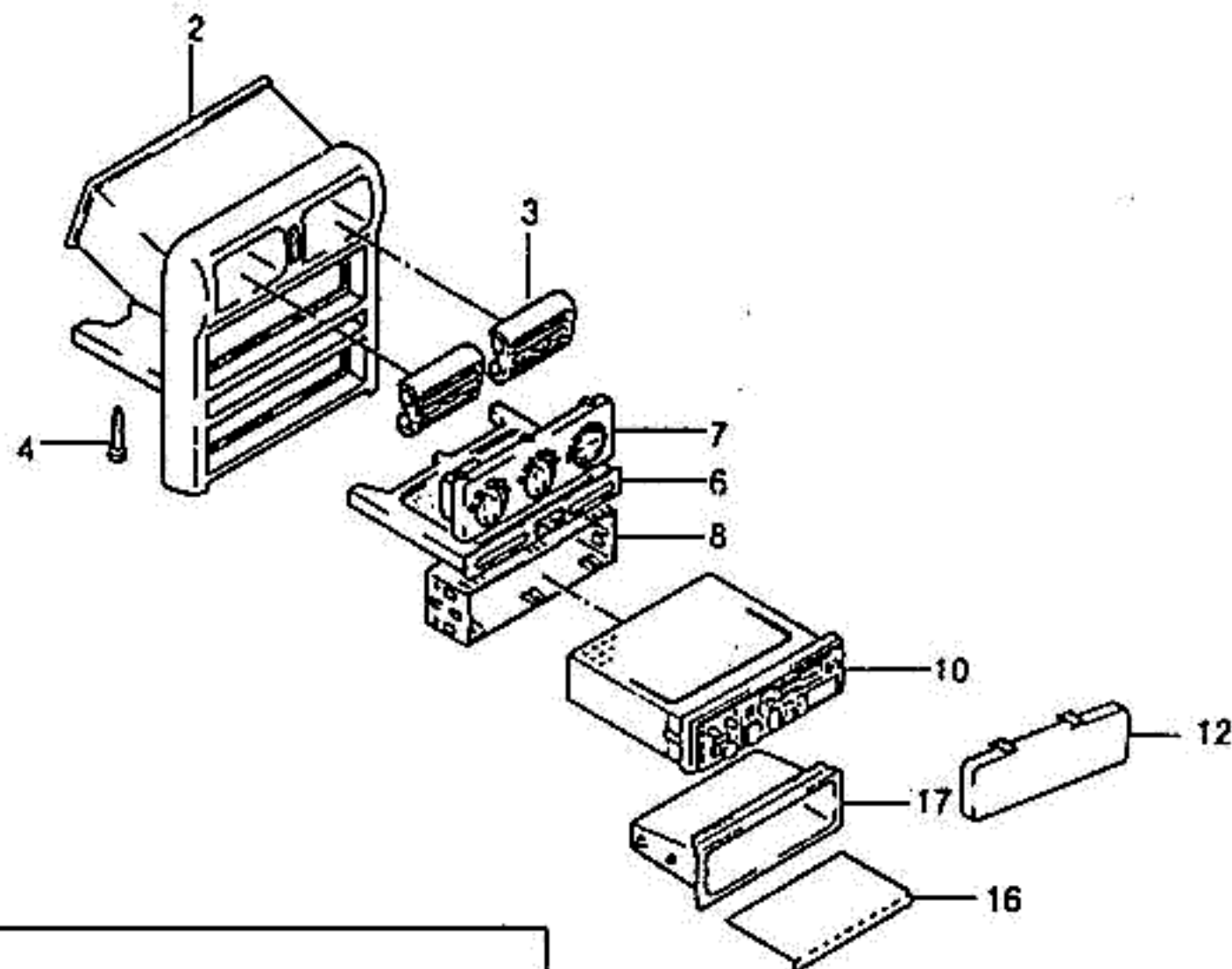
KEY NO.		PART NAME												
I T C	PART NO.	M O D E L						OPTION	L / R	Q T Y	EFFECTIVE DATE		REMARKS	P / C O D E
		B D Y	T / A	LEVEL							FROM	TO		
				I	II	III	IV							
	[01]	(E)PANEL A-INSTRUMENT (D)UNTERLAGE INSTRUMENT									(F)PATIN-TABLEAU DE BORD (S)COJIN-INSTRUMENTO			
	96161801	4		S	S	S	S	-T8T/UM1		1		951113		
O	96228445	4		S	S	S	S	-T8T/UM1		1	951114			IA
	96218544												NOT APPLIED	
	96194816	4		-	A	A	A	&UM1		1		951113		
O	96228449	4		-	A	A	A	&UM1		1	951114			IC
	96218548												NOT APPLIED	
	96213469	4		-	-	-	A	&TX6&T8T		1		951113		
O	96228447	4		-	-	-	A	&TX6&T8T		1	951114			IG
	96218546												NOT APPLIED	
	[02]	(E)NUT (D)MUTTER									(F)ECROU (S)TUERCA			
	90196895	4		S	S	S	S			1				
	[03]	(E)GRILLE-DEFROSTER NOZZLE (D)GITTER,ENTFROSTER									(F)GRILLE-BEC DE DEGIVREUR (S)REJA			
	96161804	4		S	S	S	S			L 1				
	96161805	4		S	S	S	S			R 1				
	[04]	(E)BRACKET-INST PANEL SIDE (D)TRÄGER									(F)SUPPORT (S)SOPORTE			
	96116208	4		S	S	S	S			L 1				
	96116209	4		S	S	S	S			R 1				
	[05]	(E)SCREW (D)SCHRAUBE									(F)VIS (S)TORNILLO			
	11070053	4		S	S	S	S			2			4.8x19	
	[06]	(E)NUT (D)MUTTER									(F)ECROU (S)TUERCA			
	11063471	4		S	S	S	S			1			M6x18	
	[07]	(E)SCREW (D)SCHRAUBE									(F)VIS (S)TORNILLO			
	11090711	4		S	S	S	S			1			4.8x16	
	[08]	(E)NUT-CLAMP (D)MUTTER SPEZIAL-KLAMMER									(F)ECROU-PINCE SPECIALE (S)TUERCA-GRAPA ESPECIAL			
BDY(BODY)		T/A(TRANSAXLE)								LEVEL(TRIM LEVEL)				
4 : 4 DOOR		M : MANUAL T/A A : AUTOMATIC T/A								I : GL II : GLX III : CD18 IV : CD20				



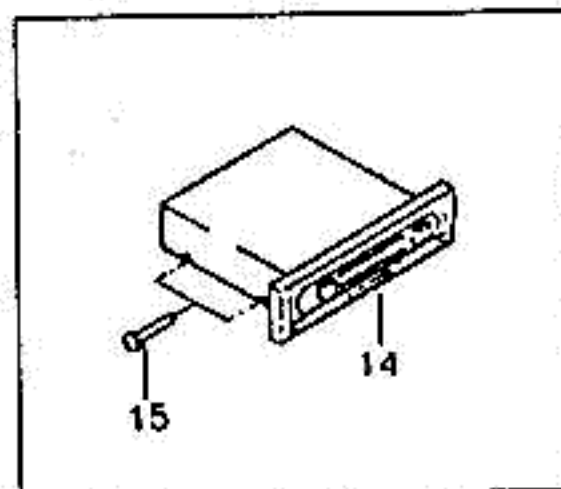
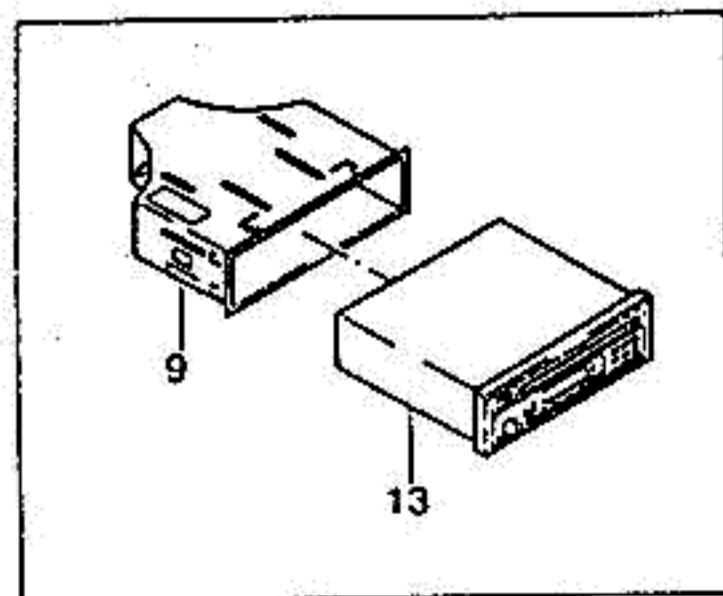
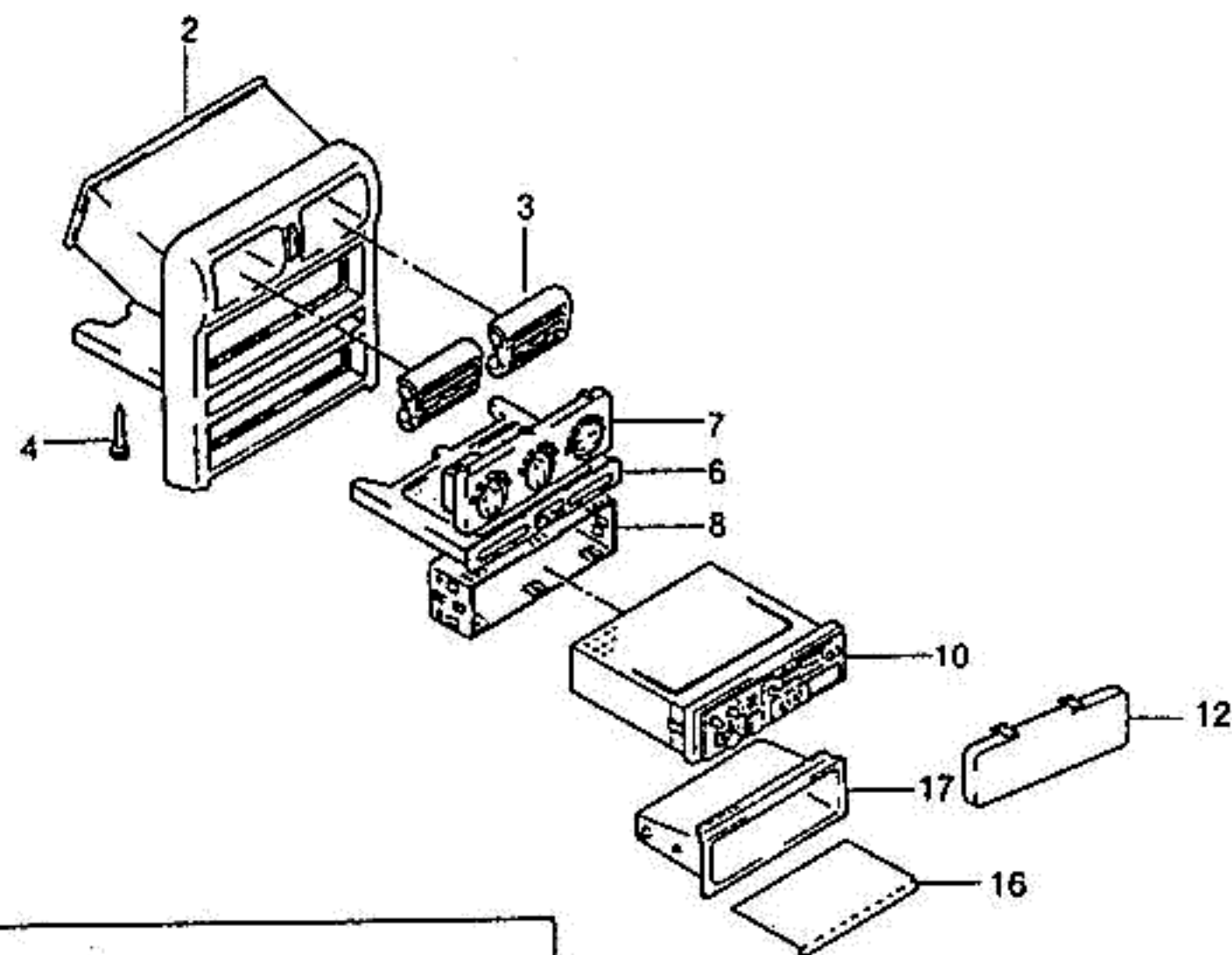
KEY NO.		PART NAME												
I T C	PART NO.	M O D E L						O P T I O N	L / R	Q T Y	EFFECTIVE DATE		R E M A R K S	P / C O D E
		B D Y	T / A	L E V E L							F R O M	T O		
				I	II	III	IV							
	90226099 [09]	4		S	S	S	S			1			4.8	
				(E)SCREW						(F)VIS				
				(D)SCHRAUBE						(S)TORNILLO				
	11074712 [10]	4		S	S	S	S			4			4.8x22Z2	
				(E)SCREW						(F)VIS				
				(D)SCHRAUBE						(S)TORNILLO				
	11070053 [11]	4		S	S	S	S			2			4.8x19	
				(E)MOLDING-INST PNL, SIDE						(F)MOULURE-TABLEAU DE BORD				
				(D)PRETEIL, INSTRUMENTENBRE						(S)MOLDURA				
	96124158-B	4		S	S	S	S			L 1				
	96124159-B	4		S	S	S	S			R 1				
	[12]			(E)PLUG-INST PANEL, SIDE						(F)BOUCHON				
				(D)STÖPSEL, INSTRUMENTENBRET						(S)TAPON				
	96165684 [13]	4		S	S	S	S			2				
				(E)COVER-FUSE BOX						(F)COUVERCLE				
				(D)DECKEL, SICHERUNGSKASTEN						(S)CUBIERTA-CAJA DE FUSIBLES				
	96165707	4		S	S	S	S			1		941231		CA
	N 96214322	4		S	S	S	S			1		950101		CE
	[14]			(E)BEZEL-FUSE BOX						(F)BISEAU-BOITIER FUSIBLES				
				(D)KASTEN, SICHERUNGSKASTEN						(S)BISEL-CAJA DE FUSIBLES				
	96082036-D	4		S	S	S	S			1				
	[15]			(E)BOX A-GLOVE						(F)BOITE-GANTS				
				(D)HANDSCHUHFACH						(S)CAJA-GUANTERA				
	96161823-B	4		S	S	S	S	-DTR/XWE		1				
	96213072	4		A	A	A	A	&EEC-DTR		1				
BDY(BODY)		T/A(TRANSAXLE)							LEVEL(TRIM LEVEL)					
4 : 4 DOOR		M : MANUAL T/A A : AUTOMATIC T/A							I : GL II : GLX III : CD18 IV : CD20					



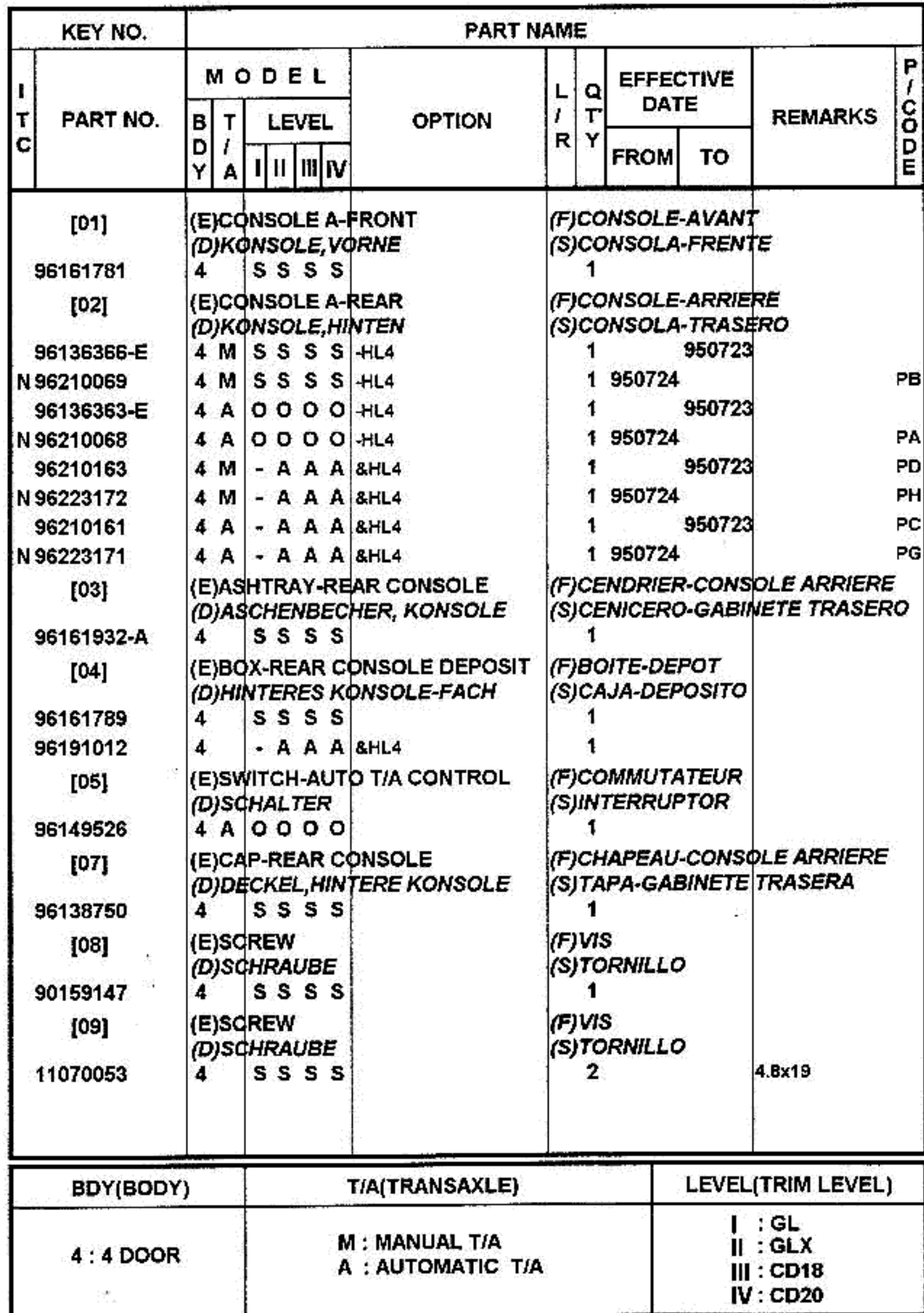
KEY NO.			PART NAME												
I T C	PART NO.	M O D E L							OPTION	L / R	Q T Y	EFFECTIVE DATE		REMARKS	P / C O D E
		B D Y	T / A	LEVEL				FROM				TO			
				I	II	III	IV								
	[01]	(E)MOLDING-CLUSTER HOUSING (D)PREßTEIL,SAMMEL-GEHÄUSE								(F)MOULURE-LOGEMENT GRAPPE (S)MOLDURA-CASTER DE GRUPO					
	96161802	4		S	S	S	S			1					
	[02]	(E)SCREW-SELF TAP BUTTON (D)SCHRAUBE								(F)VIS (S)TORNILLO					
	90051622	4		S	S	S	S			2					
	[03]	(E)SWITCH-FRONT FOG LAMP (D)SCHALTER,NEBELLAMPE								(F)COMMUTATEUR (S)INTERRUPTOR					
	96145950	4		-	S	S	S			1				FA	
	[04]	(E)SWITCH A-B/WINDOW HEATED (D)SCHALTER								(F)COMMUTATEUR (S)INTERRUPTOR					
	96121340-A	4		S	S	S	S	-DK2/DK3		1				AA	
	96145951	4		-	-	S	S	&DK2/DK3		1				AB	
	[05]	(E)SWITCH A-DIMMER CONTROL (D)SCHALTER								(F)COMMUTATEUR (S)INTERRUPTOR					
	96164803	4		-	S	S	S			1					
	[06]	(E)COVER-BLANK, I/P UPR (D)DECKEL								(F)COUVERCLE (S)CUBIERTA					
	96083260-A	4		S	-	-	-	-T96		1		950723			
	96083260-A	4		S	S	S	S	-EEC		1					
	[07]	(E)SWITCH A-WIPER INTERVAL (D)SCHALTER								(F)COMMUTATEUR (S)INTERRUPTOR					
	96164804	4		-	S	S	S			1					
	[08]	(E)COVER-BLANK, I/P LWR (D)DECKEL								(F)COUVERCLE (S)CUBIERTA					
	96083261	4		S	-	-	-	&C23		1		950723			
	[09]	(E)SWITCH-HAZARD LIGHT (D)SCHALTER,WARNBLINKER								(F)COMMUTATEUR (S)INTERRUPTOR					
	96083257-A	4		S	S	S	S			1					
	[10]	(E)SWITCH-REAR FOG LAMP (D)SCHALTER								(F)COMMUTATEUR (S)INTERRUPTOR					
	96175922	4		A	A	A	A	&T98		1				FB	
BDY(BODY)			T/A(TRANSAXLE)							LEVEL(TRIM LEVEL)					
4 : 4 DOOR			M : MANUAL T/A A : AUTOMATIC T/A							I : GL II : GLX III : CD18 IV : CD20					

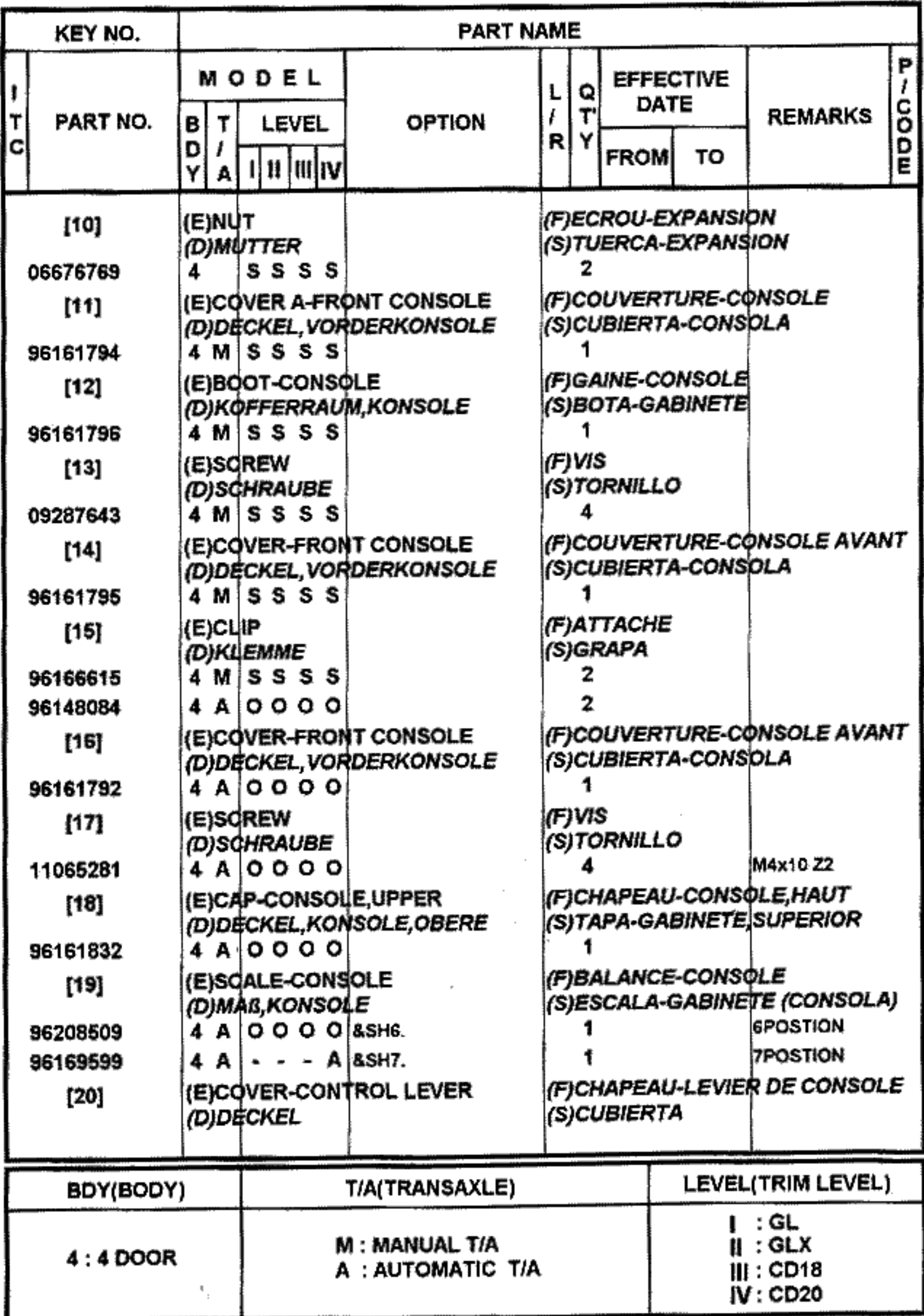


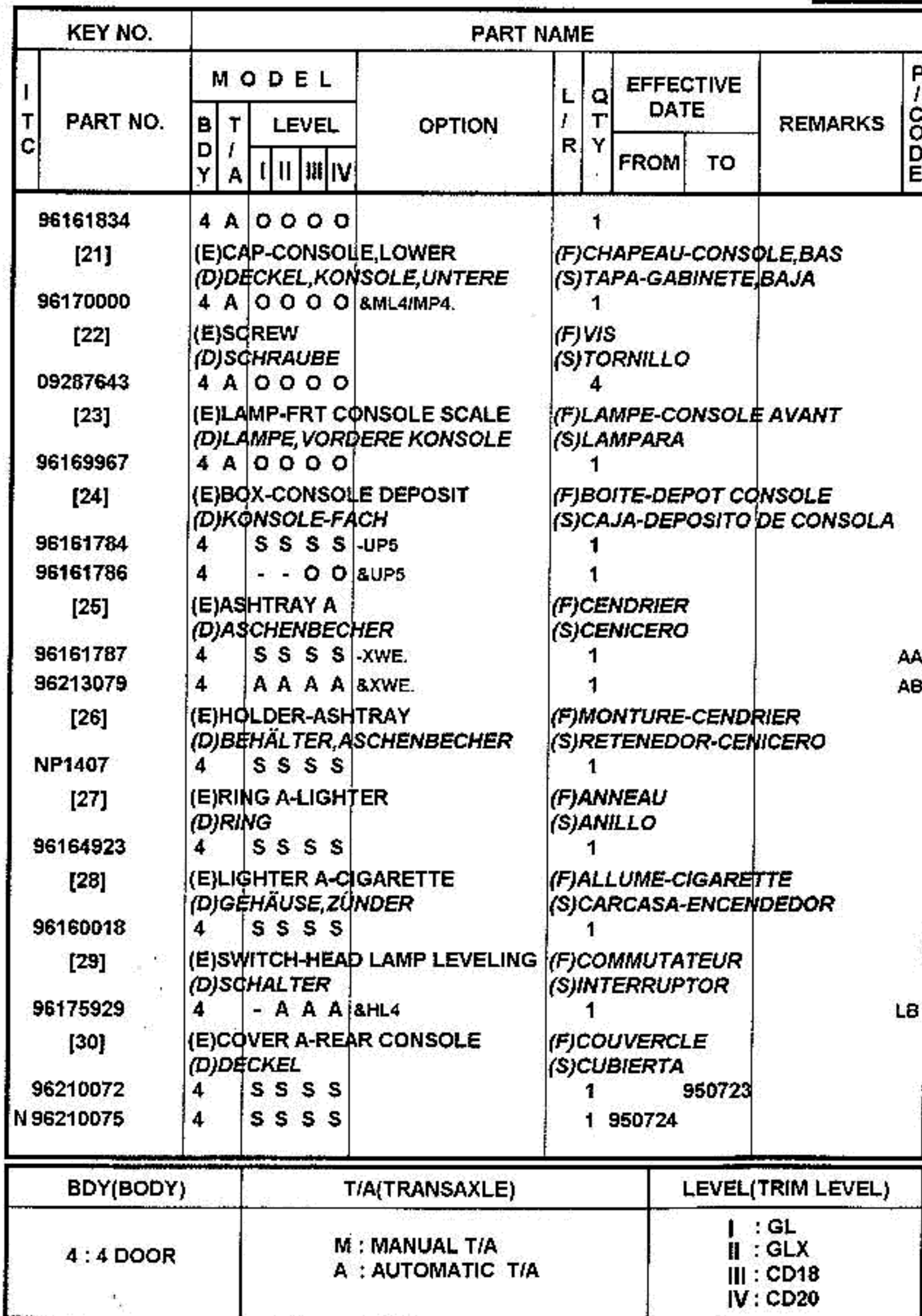
KEY NO.		PART NAME												
I T C	PART NO.	M O D E L						OPTION	L / R	Q T Y	EFFECTIVE DATE		REMARKS	P / C O D E
		B D Y	T / A	LEVEL							FROM	TO		
				I	II	III	IV							
	[02]	(E)COVER A-INST PANEL,CENTER (D)DECKEL,INSTRUMENTENBRETT						(F)COUVERCLE (S)CUBIERTA						
	96213473	4		S	S	S	S	-XWE		1				
	96187197	4		-	A	A	A	&XWE		1			OPTION CR	
	[03]	(E)INSERT-CENTER NOZZLE (D)EINSATZ,ZENTRAL HAHN						(F)INSERTION-BEC CENTRAL (S)REFUERZO						
	96161813	4		S	S	S	S			L 1				
	96161814	4		S	S	S	S			R 1				
	[04]	(E)SCREW-SELF TAP BUTTON (D)SCHRAUBE						(F)VIS (S)TORNILLO						
	90051622	4		S	S	S	S			4				
	[06]	(E)BLANK COVER-SERVICE BOX (D)DECKEL,SERVICE KASTEN						(F)COUVERCLE (S)CUBIERTA-LISO						
	96213475	4		S	S	S	S	-XWE		1				
	96187199	4		A	A	A	A	&XWE		1			OPTION CR	
	[07]	(E)SWITCH A-AIR CON CONTROL (D)SCHALTER						(F)COMMUTATEUR-CONTROLE (S)INTERRUPTOR						
	96208414	4		S	S	S	S	-AC		1		950723		EB
Y	96222513	4		-	S	S	S	-AC		1	950724			EB
	96189153	4		O	O	O	O	&AC		1		950723		EA
Y	96222512	4		-	O	O	O	&AC		1	950724			EA
	[08]	(E)FRAME-RECEIVER MOUNTING (D)RAHMEN,EMPFAÑGER						(F)CADRE-MONTAGE RECEPTEUR (S)ARMADURA						
	94798375	4		S	S	S	S			1				MM
	[09]	(E)FRAME-CD PLAYER (D)RAHMEN,CD SPIELER						(F)CADRE-TOURNE-DISQUE CD (S)ARMADURA-TOCADISCOS CD						
	96148467	4		-	-	O	O	&UP5&W8V		1				
	[10]	(E)CASSETTE-E.T.R. (D)KASSETTE						(F)CASSETTE (S)CASETE						
	96208618	4		S	S	S	S	&UN2-W8T/XLA		1				DH
	96192335	4		-	S	S	S	&UN2&W8T-XLA		1				DM
	96192334	4		A	A	A	A	&UN2&XLA-W8T		1				DG
	96192333	4		S	S	S	S	&UN2-W8T/XLA		1				DQ
BDY(BODY)		T/A(TRANSAXLE)								LEVEL(TRIM LEVEL)				
4 : 4 DOOR		M : MANUAL T/A A : AUTOMATIC T/A								I : GL II : GLX III : CD18 IV : CD20				

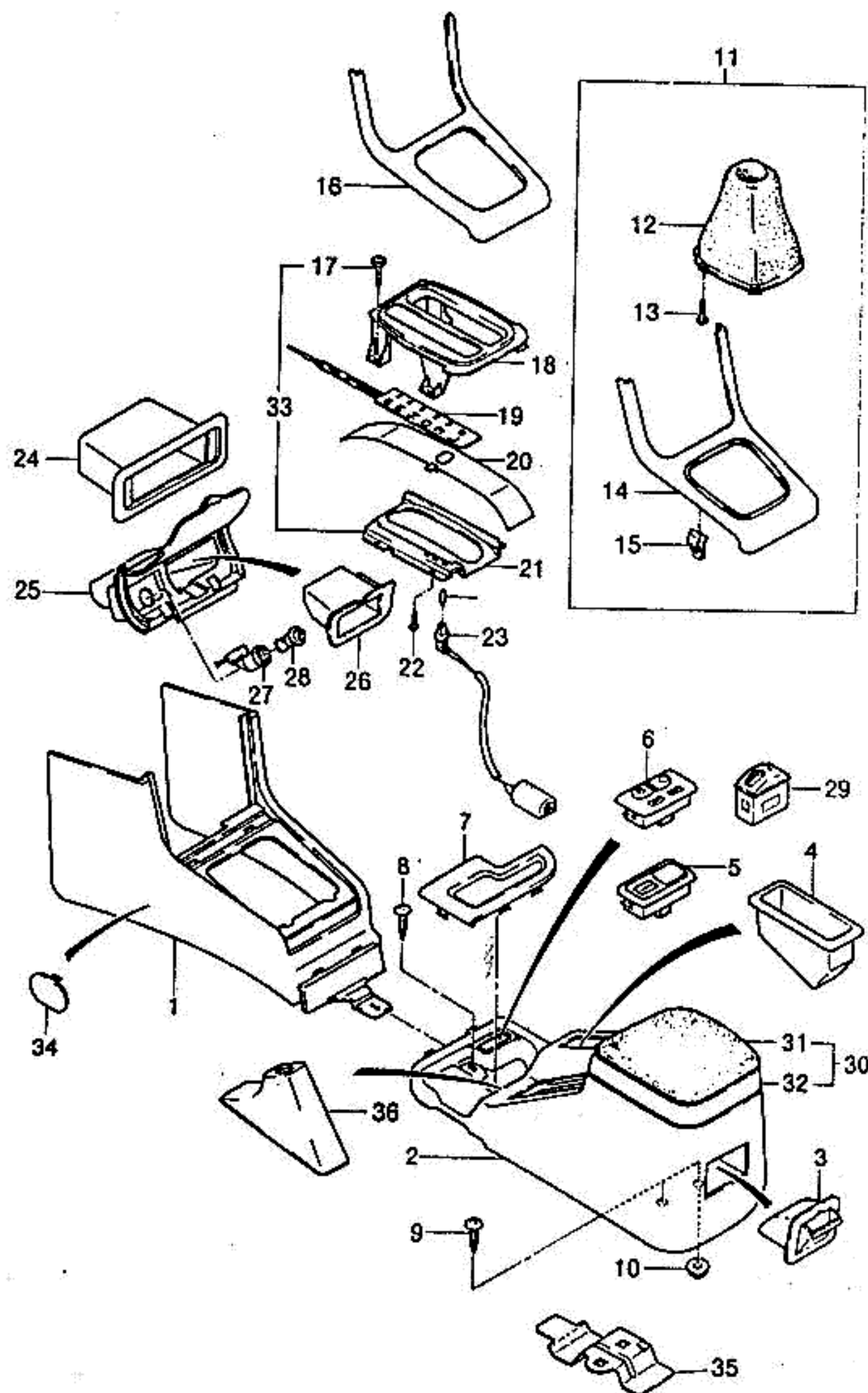


KEY NO.		PART NAME												
I T C	PART NO.	M O D E L				OPTION	L / R	Q T Y	EFFECTIVE DATE		REMARKS	P / C O D E		
		B D Y	T / A	LEVEL					FROM	TO				
				I	II								III	IV
	96217679 [12]	4	-	A	A	A	&UM2	1				EC		
							(E)PLATE-RECEIVER BLANK (D)PLATTE,LOCH,EMPFÄNGER				(F)PLAQUE-BLANC RECEPTEUR (S)PLACA-RECIBIDOR EN BLANCO			
	96162791-A [13]	4	O	O	O	O	&UN8	1						
							(E)PLAYER-CD (D)SPIELER				(F)MAGNETOPHONE (S)PLACA			
	96210814	4	-	-	O	O	&W8V-EEC/XLA	1	941204			JN		
	96208820 [14]	4	-	A	A	A	&W8V&XLA	1	950113			JX		
							(E)PLAYER-TAPE (D)SPIELER,KASSETTE				(F)MAGNETOPHONE (S)PLACA-CASETE			
	96157124	4	-	-	O	O	&UP5	1	950108			JL		
	N 96210354 [15]	4	-	-	O	O	&UP5&W8V	1	950109			JS		
							(E)SCREW (D)SCHRAUBE				(F)VIS (S)TORNILLO			
	11065281 [16]	4	-	-	O	O	&UP5	4			M4x1022			
							(E)LINING-DEPOSIT BOX (D)AUSKLEIDUNG				(F)GARNITURE (S)FORRO			
	96161785 [17]	4	S	S	S	S	-UP5/W8V.	1						
							(E)BOX-CONSOLE DEPOSIT (D)KONSOLE-FACH				(F)BOITE-DEPOT CONSOLE (S)CAJA-DEPOSITO DE CONSOLA			
	96161784	4	S	S	S	S	-UP5&W8V	1						
	96179540	4	S	S	S	S	-UP5&W8V	1						
	96161786	4	A	A	A	A	&UP5&W8V	1						
BDY(BODY)		T/A(TRANSAXLE)						LEVEL(TRIM LEVEL)						
4 : 4 DOOR		M : MANUAL T/A A : AUTOMATIC T/A						I : GL II : GLX III : CD18 IV : CD20						

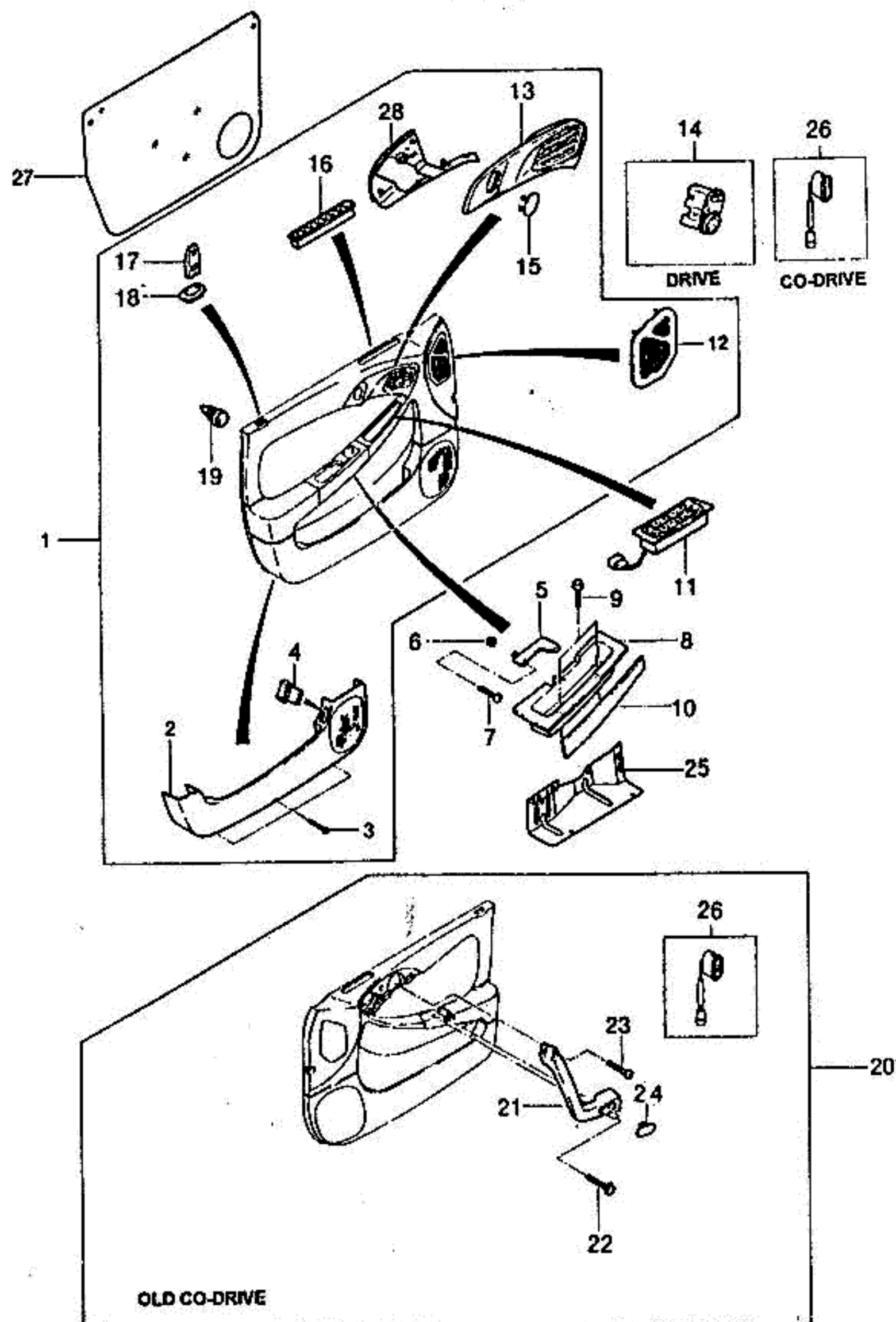




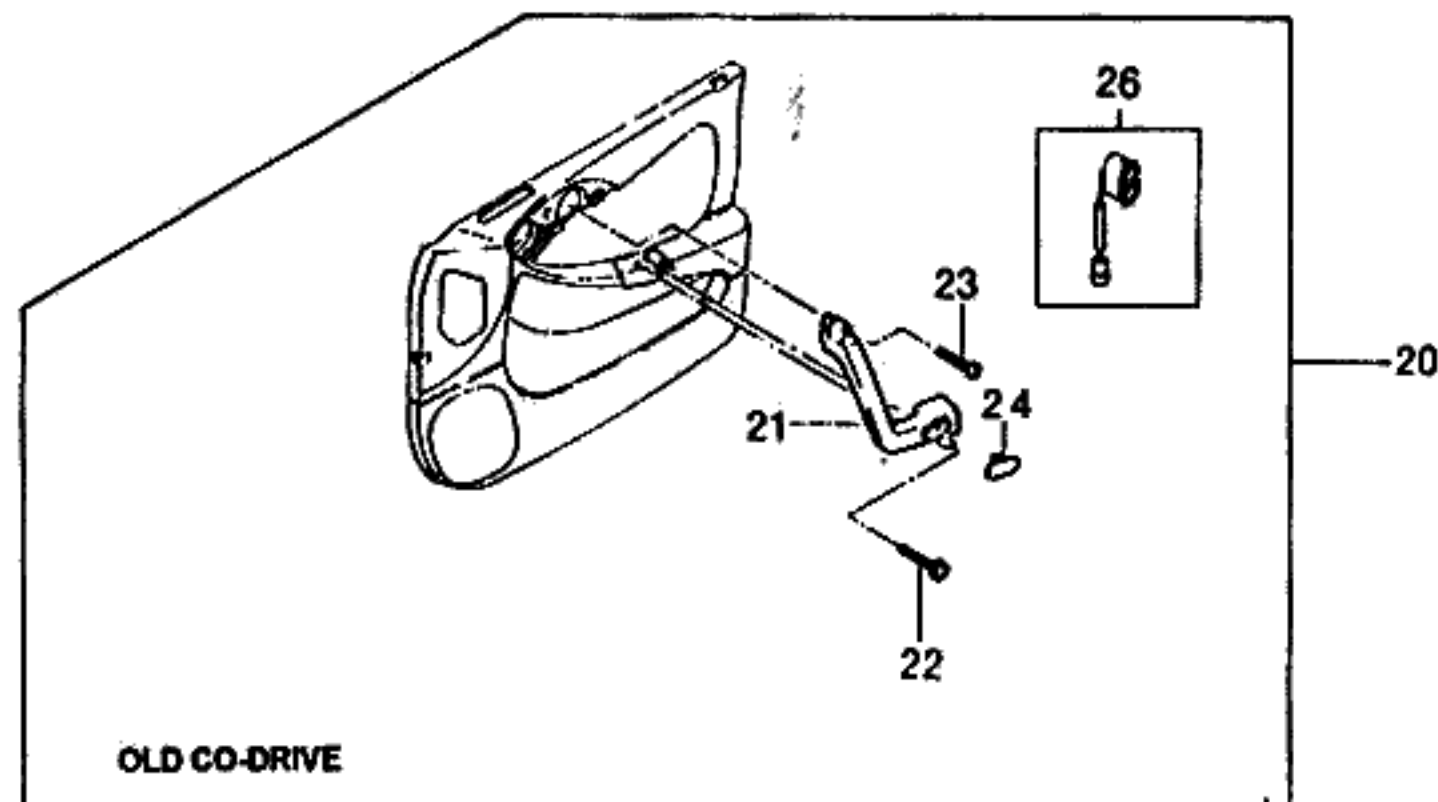




KEY NO.		PART NAME											
I T C	PART NO.	M O D E L				O P T I O N	L / R	Q T Y	E F F E C T I V E D A T E		R E M A R K S		
		B D Y	T / A	L E V E L					F R O M	T O			
				I	II							III	IV
	[31] 96210073	(E)COVER A-REAR CONSOLE,UPR (D)DECKEL 4		S	S	S	S		(F)COUVERCLE (S)CUBIERTA 1	950723			
	[32] 96210070	(E)COVER A-REAR CONSOLE,LWR (D)DECKEL 4		S	S	S	S		(F)COUVERCLE (S)CUBIERTA 1	950723			
	[34] 96161799	(E)PLUG-CONSOLE,FRT (D)STÖPSEL 4		S	S	S			(F)BOUCHON (S)TAPON 1				
	[35] 96210568	(E)BRACKET-CONSOLE,REAR (D)TRÄGER 4		S	S	S			(F)SUPPORT (S)SOPORTE 1				
	[36] 96135679	(E)BOOT A (D)KOFFERRAUM 4		S	S	S			(F)GAINE (S)BOTA 1				
BDY(BODY)		T/A(TRANSAXLE)						LEVEL(TRIM LEVEL)					
4 : 4 DOOR		M : MANUAL T/A A : AUTOMATIC T/A						I : GL II : GLX III : CD18 IV : CD20					

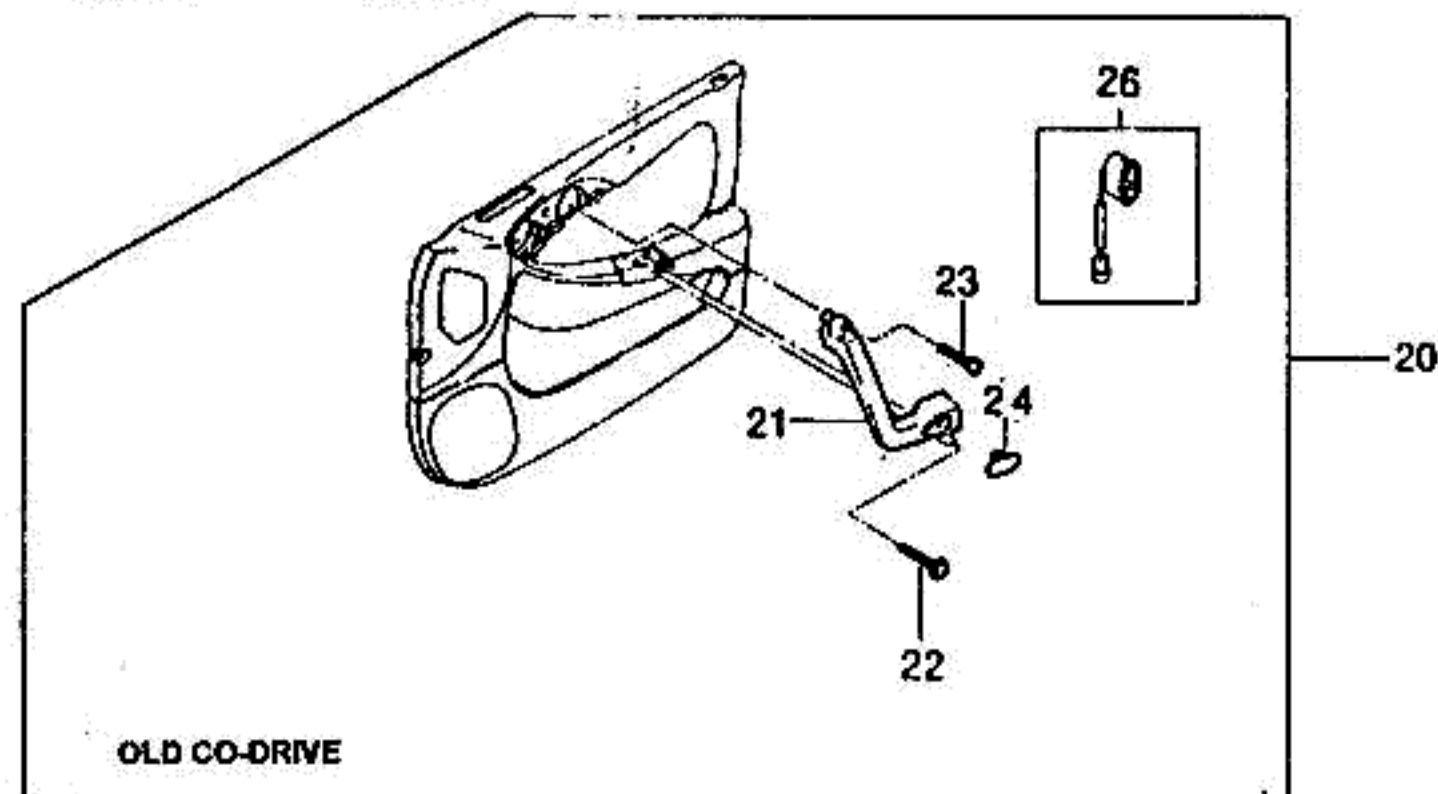
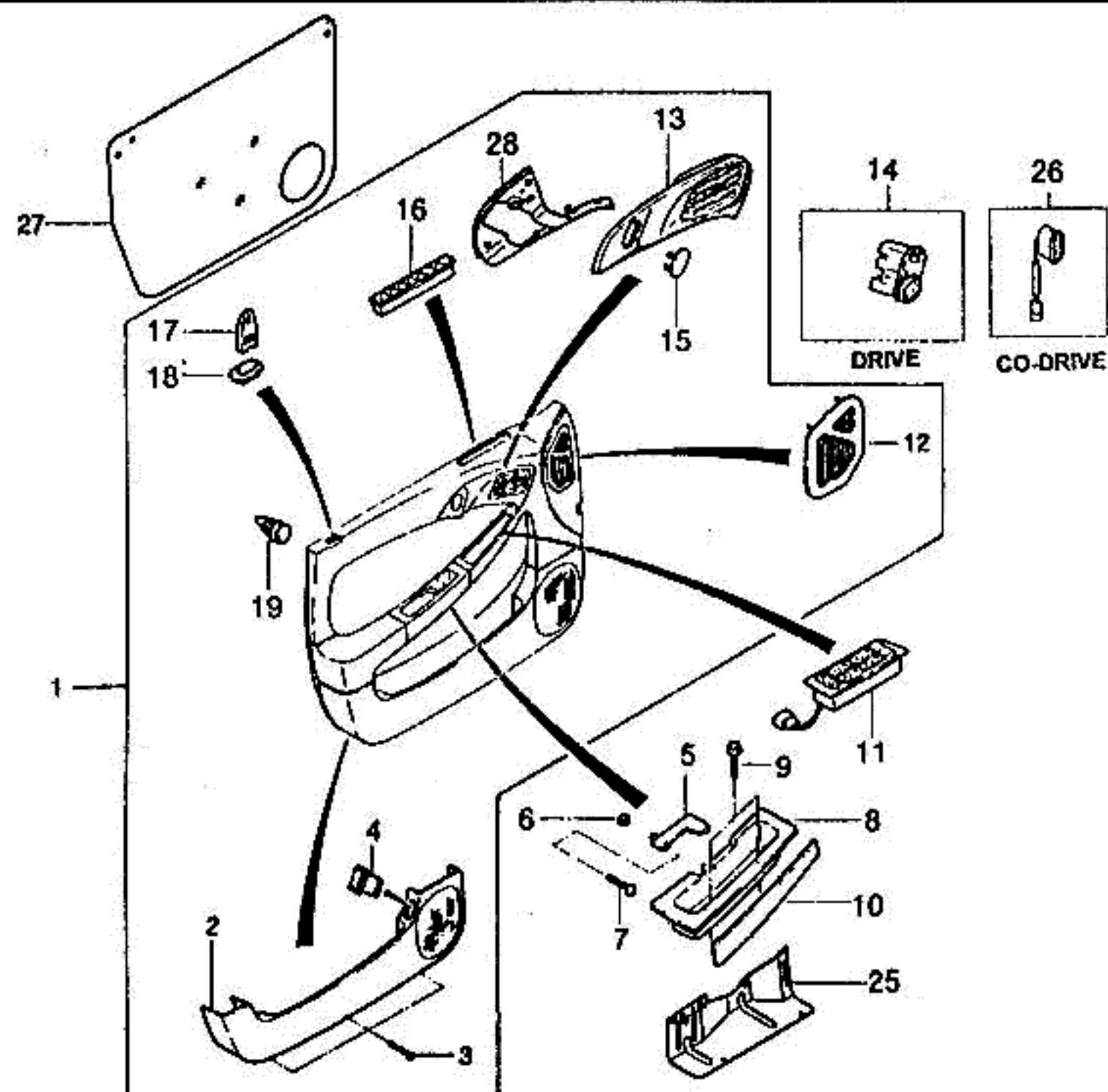


KEY NO.		PART NAME											
I T C	PART NO.	M O D E L				O P T I O N	L / R	Q T Y	EFFECTIVE DATE		R E M A R K S	P / C O D E	
		B D Y	T / A	L E V E L					F R O M	T O			
				I	II								III
[01]		(E)TRIM A-FRONT DOOR (D)VERKLEIDUNG,VORDERTÜR				(F)GARNITURE-PORTE AVANT (S)ADORNO-PUERTA DELANTERA							
	96191620	4		S	-	-	-	&A32&W6J	L	1	950706		
	96191623	4		-	S	S	S	&A31&W6J	L	1	950706		BM
	96210552	4		-	A	-	-	&A31&W6E	L	1	950706		AI
	96213481	4		-	-	A	A	&A31&W6M	L	1	950706		BF
	96213479	4		-	-	-	A	&A32&W6M	L	1	950706		BE
	96192139	4		-	-	-	A	&A32&W6K	L	1			CL
	96191620S	4		S	-	-	-	&A32&W6J	L	1	950706	EXCEPT #2-4	
	96191623S	4		-	S	S	S	&A31&W6J	L	1	950706	EXCEPT #2-4	BM
	96210552S	4		-	A	-	-	&A31&W6E	L	1	950706	EXCEPT #2-4	AI
	96213481S	4		-	-	A	A	&A31&W6M	L	1	950706	EXCEPT #2-4	BF
	96213479S	4		-	-	-	A	&A32&W6M	L	1	950706	EXCEPT #2-4	BE
	96192139S	4		-	-	-	A	&A32W6K	L	1		EXCEPT #2-4	CL
	N 96222804	4		-	-	-	A	&A32&W6J	L	1	950707		EA
	N 96222805	4		-	S	S	S	&A31&W6J	L	1	950707		EB
	N 96222813	4		-	A	-	-	&A31&W6E	L	1	950707		FA
	N 96224872	4		-	-	A	A	&A31&W6M	L	1	950707		GA
	N 96222804S	4		-	-	-	A	&A32&W6J	L	1	950707	EXCEPT #2-4	
	N 96222805S	4		-	S	S	S	&A31&W6J	L	1	950707	EXCEPT #2-4	
	N 96222813S	4		-	A	-	-	&A31&W6E	L	1	950707	EXCEPT #2-4	
	N 96224872S	4		-	-	A	A	&A31&W6M	L	1	950707	EXCEPT #2-4	
	N 96222806	4		-	S	S	S	&W6J	R	1	950707		EC
	N 96222814	4		-	A	-	-	&W6E	R	1	950707		FB
	N 96224873	4		-	-	A	A	&W6M	R	1	950707		GE
	N 96215651	4		-	-	-	A	&W6K	R	1	950707		BK
	N 96222806S	4		-	S	S	S	&W6J	R	1	950707	EXCEPT #2-4	
	N 96222814S	4		-	A	-	-	&W6E	R	1	950707	EXCEPT #2-4	
	N 96224873S	4		-	-	A	A	&W6M	R	1	950707	EXCEPT #2-4	
	96215651S	4		-	-	-	A	&W6K	R	1	950707		
[02]		(E)BOX-DOOR DEPOSIT (D)TÜR-FACH				(F)BOITE-DEPOT DE PORTE (S)CAJA-DEPOSITO DE PUERTA							
BDY(BODY)		T/A(TRANSAXLE)							LEVEL(TRIM LEVEL)				
4 : 4 DOOR		M : MANUAL T/A A : AUTOMATIC T/A							I : GL II : GLX III : CD18 IV : CD20				



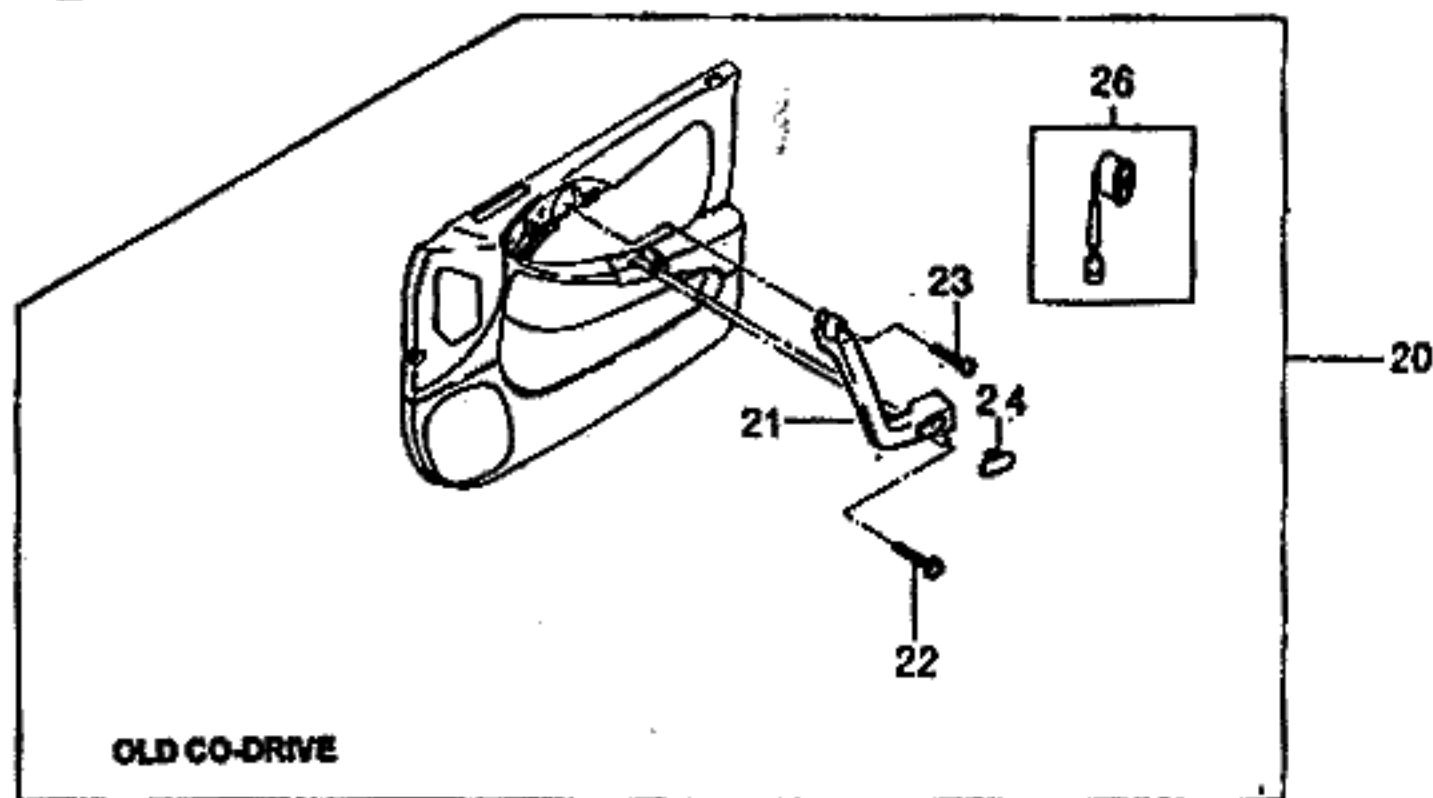
KEY NO.		PART NAME												
I T C	PART NO.	MODEL						OPTION	L / R	Q T' Y	EFFECTIVE DATE		REMARKS	P / C D E
		B D Y	T / A	LEVEL							FROM	TO		
				I	II	III	IV							
	96155255	4		S	S	S	S	&T6G		L	1	950706		
	96155256	4		S	S	S	S	&T6G		R	1	950706		
N	96192155	4		-	S	S	S	&T6G		L	1	950707		
N	96192157	4		-	S	S	S	&T6G		R	1	950707		
	[03]		(E)SCREW							(F)VIS				
			(D)SCHRAUBE							(S)TORNILLO				
	90038025	4		S	S	S	S			4			4.2x12	
	[04]		(E)SWITCH-AUTO TRUNK							(F)COMMUTATEUR				
			(D)SCHALTER,AUTO							(S)INTERRUPTOR				
	96148948	4		-	S	S	S	&A90.		1				
	[05]		(E)HANDLE-REMOTE CONTROL							(F)POIGNEE				
			(D)HENKEL,FERN							(S)MANIJA-CONTROL REMOTO				
	96166812	4		S	S	S	S			L	1			
	96166814	4		S	S	S	S			R	1	950706		
N	96167862	4		-	S	S	S			R	1	950707		
	[06]		(E)CAP-REMOTE CONTROL GUIDE							(F)CHAPEAU				
			(D)DECKEL,FERNBEDIENTE							(S)TAPA-GUIA				
	96167864	4		S	S	S	S			2				
	[07]		(E)SCREW-BIND HEAD							(F)VIS-TETE DE BLOCAGE				
			(D)SCHRAUBE,BINDE-KOPF							(S)TORNILLO				
	96169080	4		S	S	S	S			2				
	[08]		(E)POCKET-LOWER							(F)POCHE-BAS				
			(D)TASCHE,UNTERE							(S)BOLSILLO-BAJO				
	96155268	4		S	S	S	S	&T6G		L	1			
	96162722	4		-	S	S	S	&T6G		R	1	950707		
	[09]		(E)SCREW-SELF TAP							(F)VIS				
			(D)SCHRAUBE							(S)TORNILLO				
	96160766	4		S	S	S	S	&T6G		2			4.8x20	
	[10]		(E)POCKET-UPPER							(F)POCHE-HAUT				
			(D)TASCHE,OBERE							(S)BOLSILLO-SUPERIOR				
	96155266	4		S	S	S	S	&T6G		L	1			
	96162720	4		-	S	S	S	&T6G		R	1	950707		

BDY(BODY)	T/A(TRANSAXLE)	LEVEL(TRIM LEVEL)
4 : 4 DOOR	M : MANUAL T/A A : AUTOMATIC T/A	I : GL II : GLX III : CD18 IV : CD20



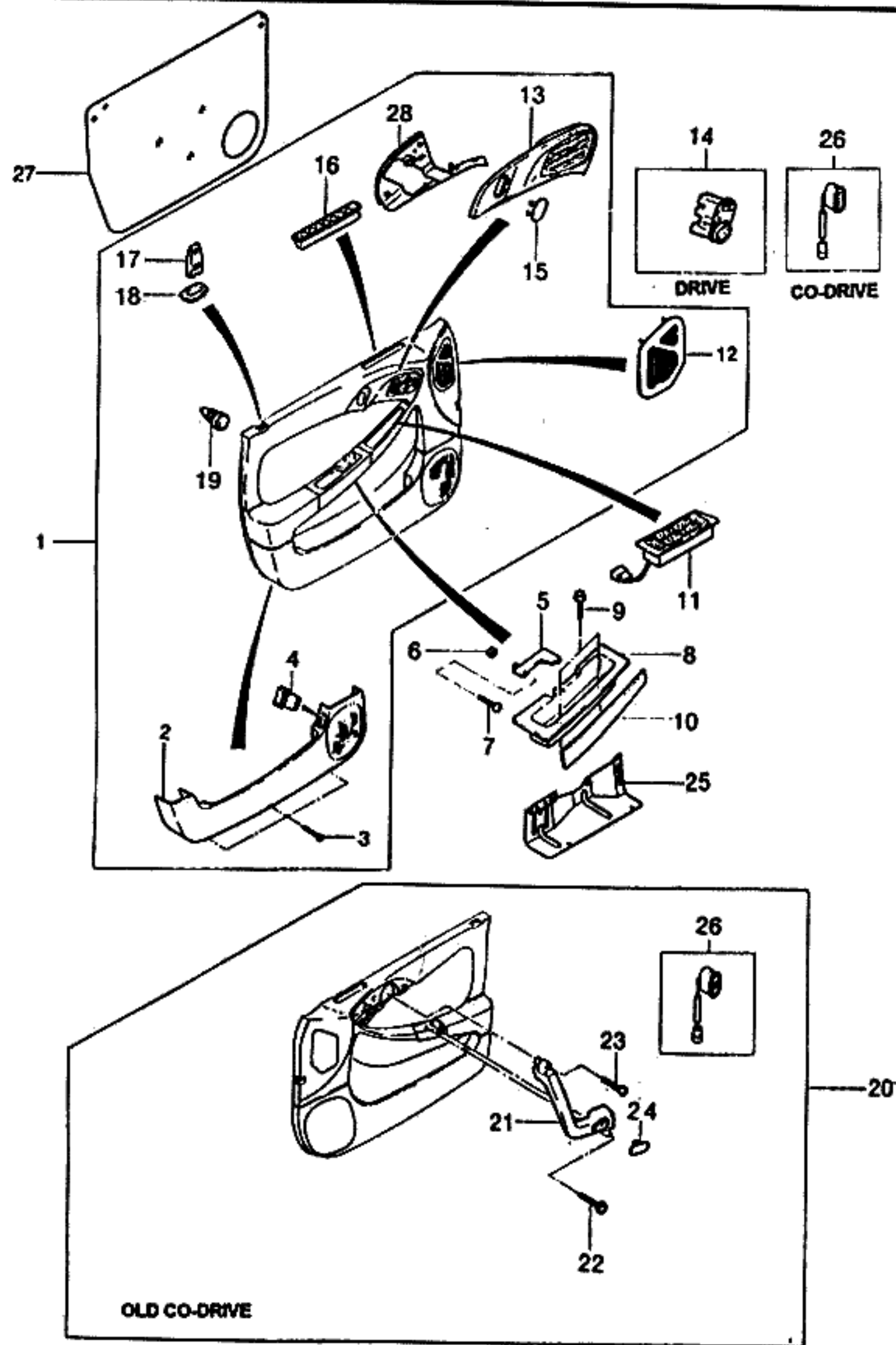
KEY NO.		PART NAME												
I T C	PART NO.	M O D E L						O P T I O N	L / R	Q / T / Y	EFFECTIVE DATE		R E M A R K S	P / C O D E
		B D / Y	T / A	L E V E L							F R O M	T O		
				I	II	III	IV							
	[11]	(E)SWITCH-WINDOW LIFTER (D)SCHALTER							(F)COMMUTATEUR (S)INTERRUPTOR					
	96157441	4		S	S	S	S		L	1			DRIVER SIDE	
	[12]	(E)CAP-DOOR TRIM (D)DECKEL,TÜR-VERKLEIDUNG							(F)CHAPEAU-GARNITURE PORTE (S)TAPA-ADORNADO DE PUERTA					
	96155242	4		S	S	S	S	&T6G	L	1				
	96155244	4		S	S	S	S	&T6G	R	1				
	[13]	(E)COVER-DOOR NOZZLE (D)DECKEL,TÜR-MÜNDUNG							(F)COUVERCLE-BEC DE PORTE (S)CUBIERTA					
	96155223	4		S	S	S	S	&T6G	L	1				
	96155224	4		S	S	S	S	&T6G	R	1		950706		
N	96160510	4		S	S	S	S	&T6G	R	1	950707			
	[14]	(E)SWITCH-MIRROR ADJUSTMENT (D)SCHALTER							(F)COMMUTATEUR (S)INTERRUPTOR					
	96175945	4		-	-	S	S	&DK2&DK3		1				
	[15]	(E)COVER-MIRROR SWITCH (D)DECKEL,SPIEGEL-SCHALTER							(F)COUVERCLE (S)CUBIERTA					
	96168863	4		S	S	-	A	&D33&D39		1				
	[16]	(E)GRILLE-FRONT DOOR DEFROST (D)GITTER,ENTFROSTER							(F)GRILLE (S)REJA-DESCONGELADOR					
	96155219	4		S	S	S	S	&T6G	L	1				
	96155220	4		S	S	S	S	&T6G	R	1				
	[17]	(E)BUTTON-DOOR LOCK (D)KNOPF,TÜRVERRIEGELUNG							(F)BOUTON (S)BOTON-CIERRE DE PUERTA					
	96164955	4		S	S	S	S			2		951203		
N	96220180	4		-	S	S	S			2	951204			
	[18]	(E)FRAME-BUTTON,LOCKING (D)RAHMEN,VERRIEGELUNGSKNO							(F)CADRE-BOUTON DE FERMETURE (S)ARMADURA-BOTON DE CIERRE					
	96155263	4		S	S	S	S	&T6G		2				
	[19]	(E)CLIP (D)KLEMME							(F)ATTACHE (S)GRAPA					
	90384112	4		-	S	S	S			16		941231		
O	96189841	4		S	S	S	S			10	950101		YELLOW	

BDY(BODY)	T/A(TRANSAXLE)	LEVEL(TRIM LEVEL)
4 : 4 DOOR	M : MANUAL T/A A : AUTOMATIC T/A	I : GL II : GLX III : CD18 IV : CD20



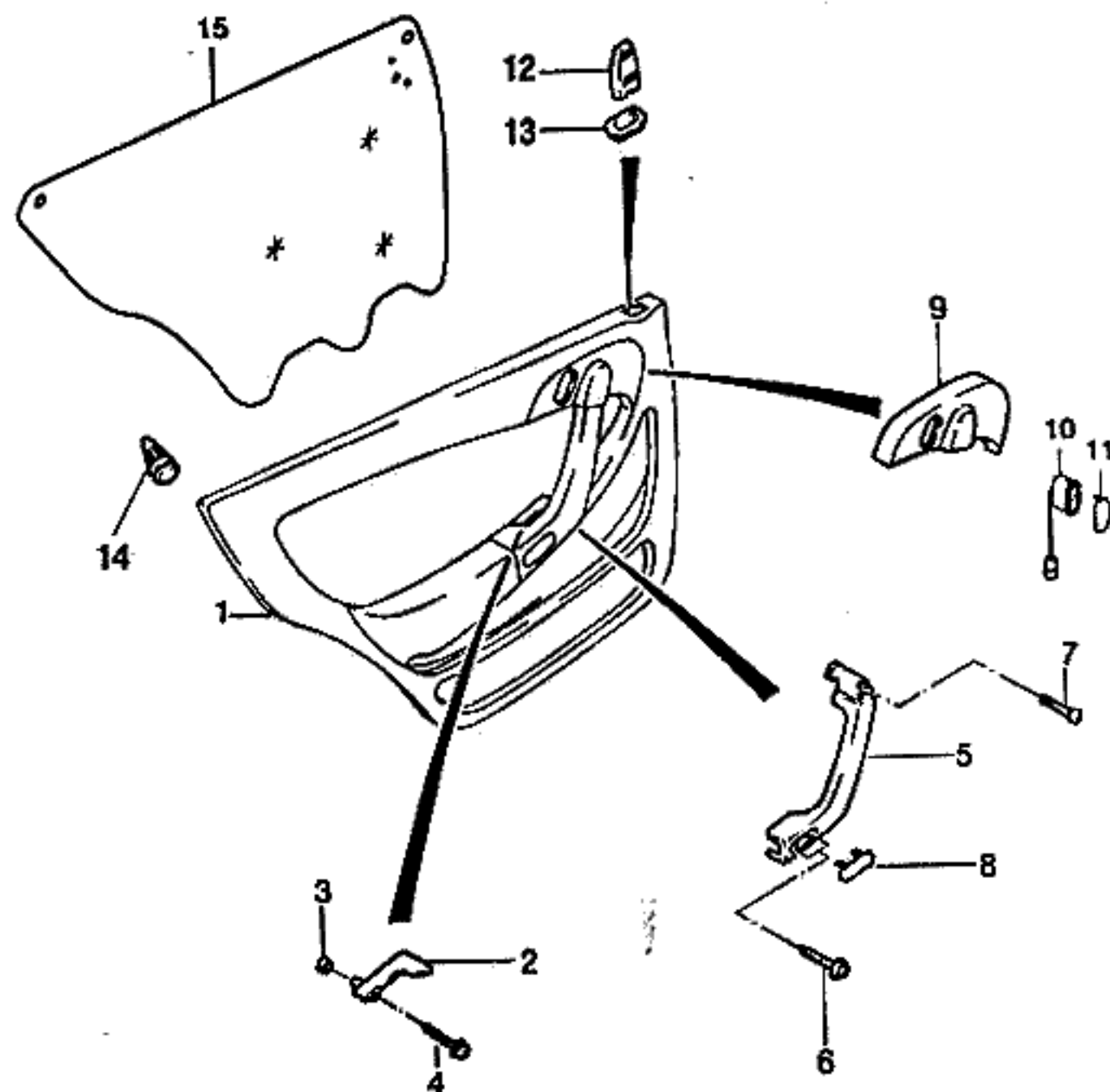
KEY NO.		PART NAME												
I T C	PART NO.	MODEL				OPTION	L / R	Q T Y	EFFECTIVE DATE		REMARKS	P / C O D E		
		B D Y	T / A	LEVEL					FROM	TO				
				I	II								III	IV
	N 96134890	4		S	S	S	S		6	950101	BLACK			
	[20]			(E)TRIM A-FRONT DOOR				(F)GARNITURE-PORTE AVANT						
				(D)VERKLEIDUNG,VORDERTÜR				(S)ADORNO-PUERTA DELANTERA						
	96192136	4		S	S	S	S	&T6G&W6J	R	1	950706	FO		
	96210554	4		-	A	-	-	&T6G&W6E	R	1	950706	AN		
	96213485	4		-	-	A	A	&T6G&W6M	R	1	950706	BH		
	96192161	4		-	-	-	A	&T6G&W6K	R	1	950706	LF		
	96192136S	4		S	S	S	S	&T6G&W6J	R	1	950706	EXCEPT #21-24 FO		
	96210554S	4		-	A	-	-	&T6G&W6E	R	1	950706	EXCEPT #21-24 AN		
	96213485S	4		-	-	A	A	&T6G&W6M	R	1	950706	EXCEPT #21-24 BH		
	96192161S	4		-	-	-	A	&T6G&W6K	R	1	950706	EXCEPT #21-24 LF		
	[21]			(E)HANDLE-FRONT DOOR				(F)POIGNEE-PORTE AVANT						
				(D)HENKEL,VORDERTÜR				(S)MANIJA-PUERTA DEL FRENTE						
	96155270	4		S	S	S	S	&T6G	R	1	950706			
	[22]			(E)SCREW-SELF TAP				(F)VIS						
				(D)SCHRAUBE				(S)TORNILLO						
	96160766	4		S	S	S	S		1	950706	4.8x20			
	[23]			(E)SCREW-OVAL HEAD				(F)VIS						
				(D)SCHRAUBE				(S)TORNILLO						
	96156465	4		S	S	S	S	&T6G	1	950706	M5x16			
	[24]			(E)CAP-DOOR HANDLE				(F)CHAPEAU-POIGNEE DE PORTE						
				(D)DECKEL,TÜRGRIFF				(S)TAPA-MANIJA DE PUERTA						
	96157247	4		S	S	S	S	&T6G	2	950706				
	[25]			(E)CAP-DOOR HANDLE				(F)CHAPEAU-POIGNEE DE PORTE						
				(D)DECKEL,TÜRGRIFF				(S)TAPA-MANIJA DE PUERTA						
	96209630	4		S	S	S	S	&T6G	L	1				
	96209631	4		S	S	S	S	&T6G	R	1	950707			
	[26]			(E)SWITCH A-WINDOW LIFTER				(F)COMMUTATEUR						
				(D)SCHALTER				(S)INTERRUPTOR						
	96164306	4		S	S	S	S	&A31/A32/A33	R	1	950706			
	N 96208814	4		S	S	S	S	&A31/A32/A33	R	1	950707	CD		
	[27]			(E)SEAL-TRIM, FRT DR				(F)JOINT						
				(D)DICHTUNG				(S)SELLO						

BDY(BODY)	T/A(TRANSAXLE)	LEVEL(TRIM LEVEL)
4 : 4 DOOR	M : MANUAL T/A A : AUTOMATIC T/A	I : GL II : GLX III : CD18 IV : CD20

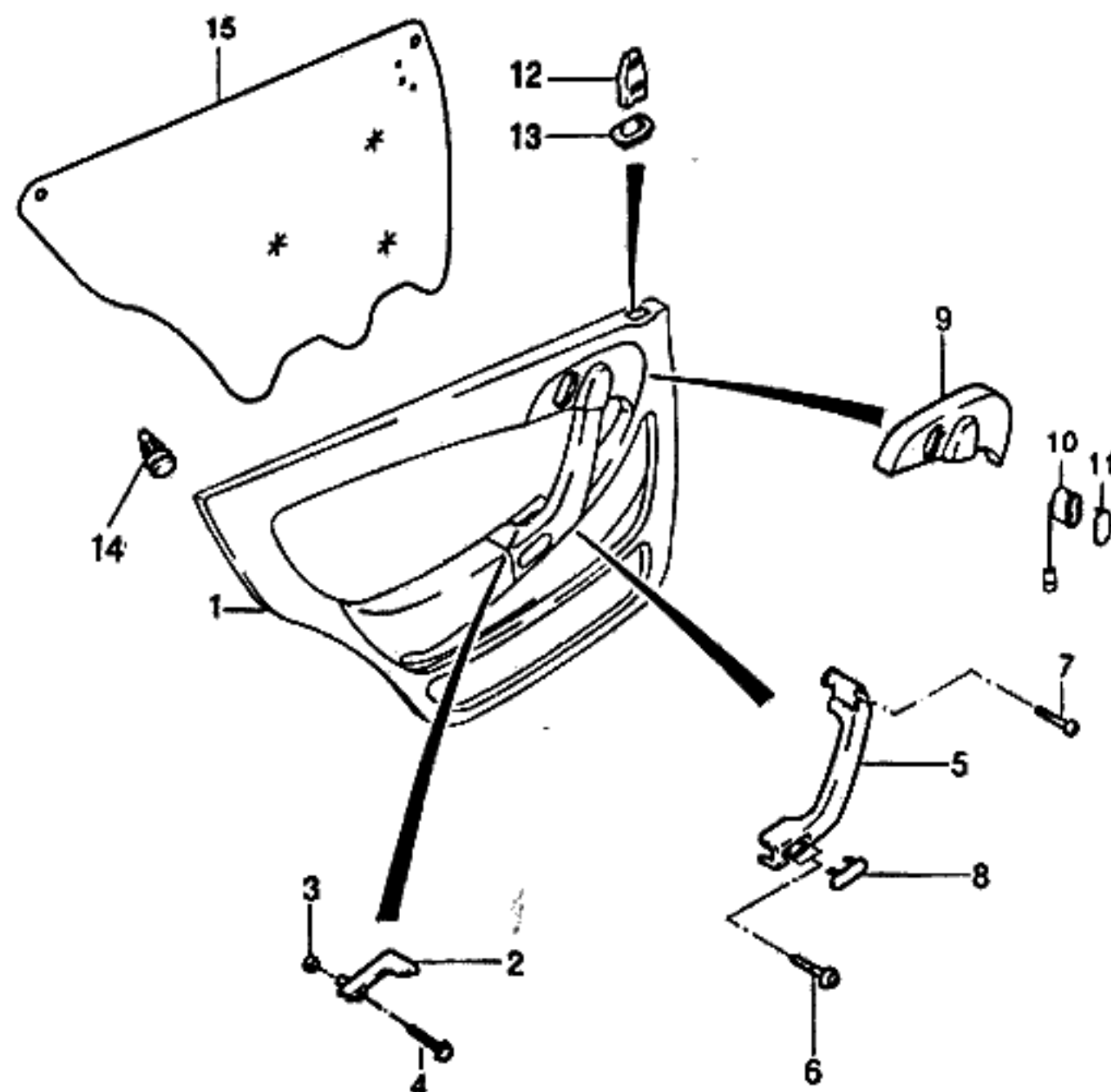


KEY NO.		PART NAME												
I T C	PART NO.	M O D E L						OPTION	L / R	Q T Y	EFFECTIVE DATE		REMARKS	P / C D E
		B D Y	T / A	LEVEL							FROM	TO		
				I	II	III	IV							
	96177261	4		S	S	S			L	1				
	96177264	4		S	S	S			R	1				
	[28]			(R)FRAME-CVR	DR	NZL			(F)CADRE					
				(D)RAHMEN					(S)ARMADURA					
	96160079	4		S	S	S	&T6G.		L	1				
	96157181	4		S	S	S	&T6G.		R	1	950706			
	N96160512	4		S	S	S	&T6G.		R	1	950707			

BDY(BODY)	T/A(TRANSAXLE)	LEVEL(TRIM LEVEL)
4 : 4 DOOR	M : MANUAL T/A A : AUTOMATIC T/A	I : GL II : GLX III : CD18 IV : CD20

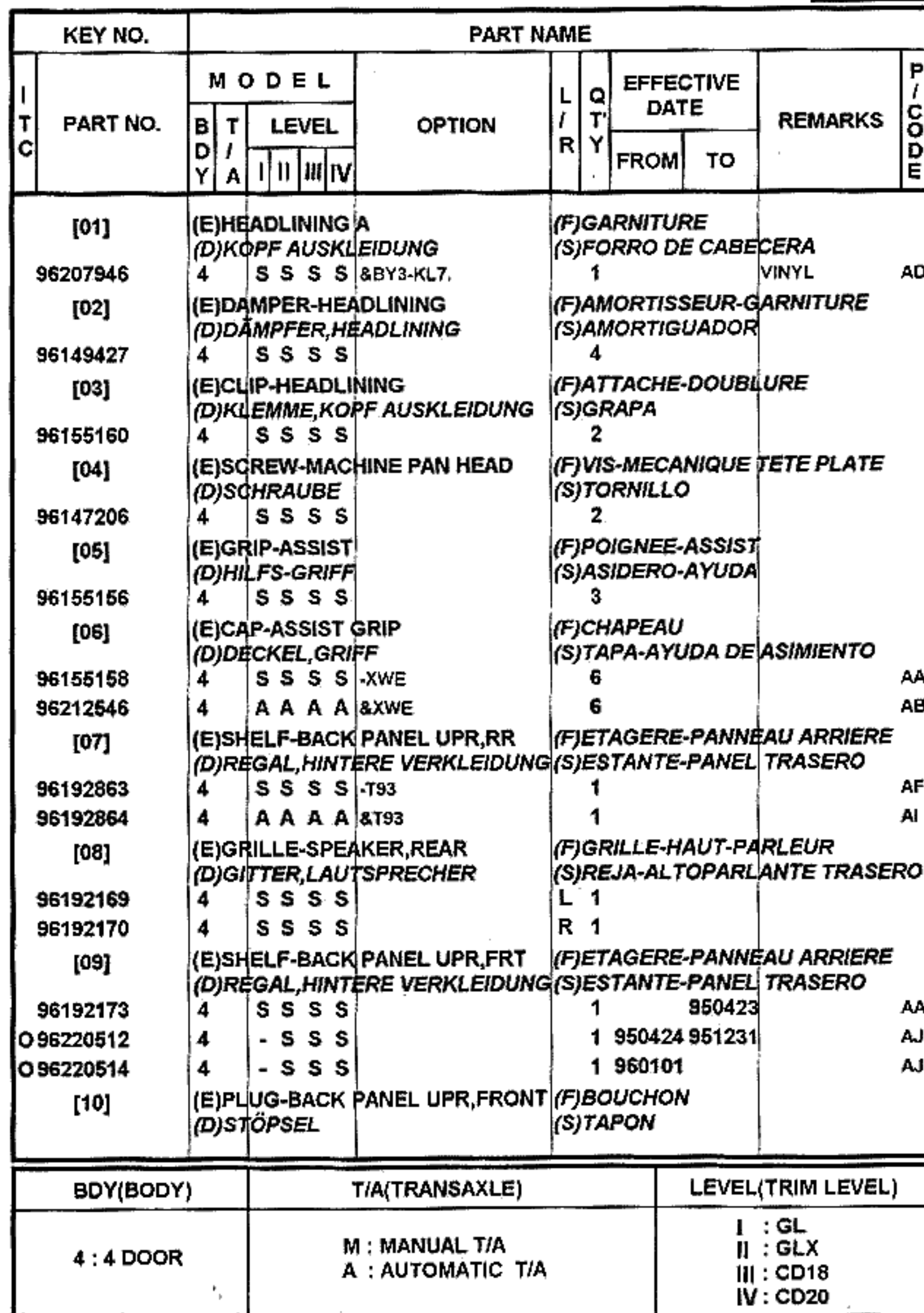


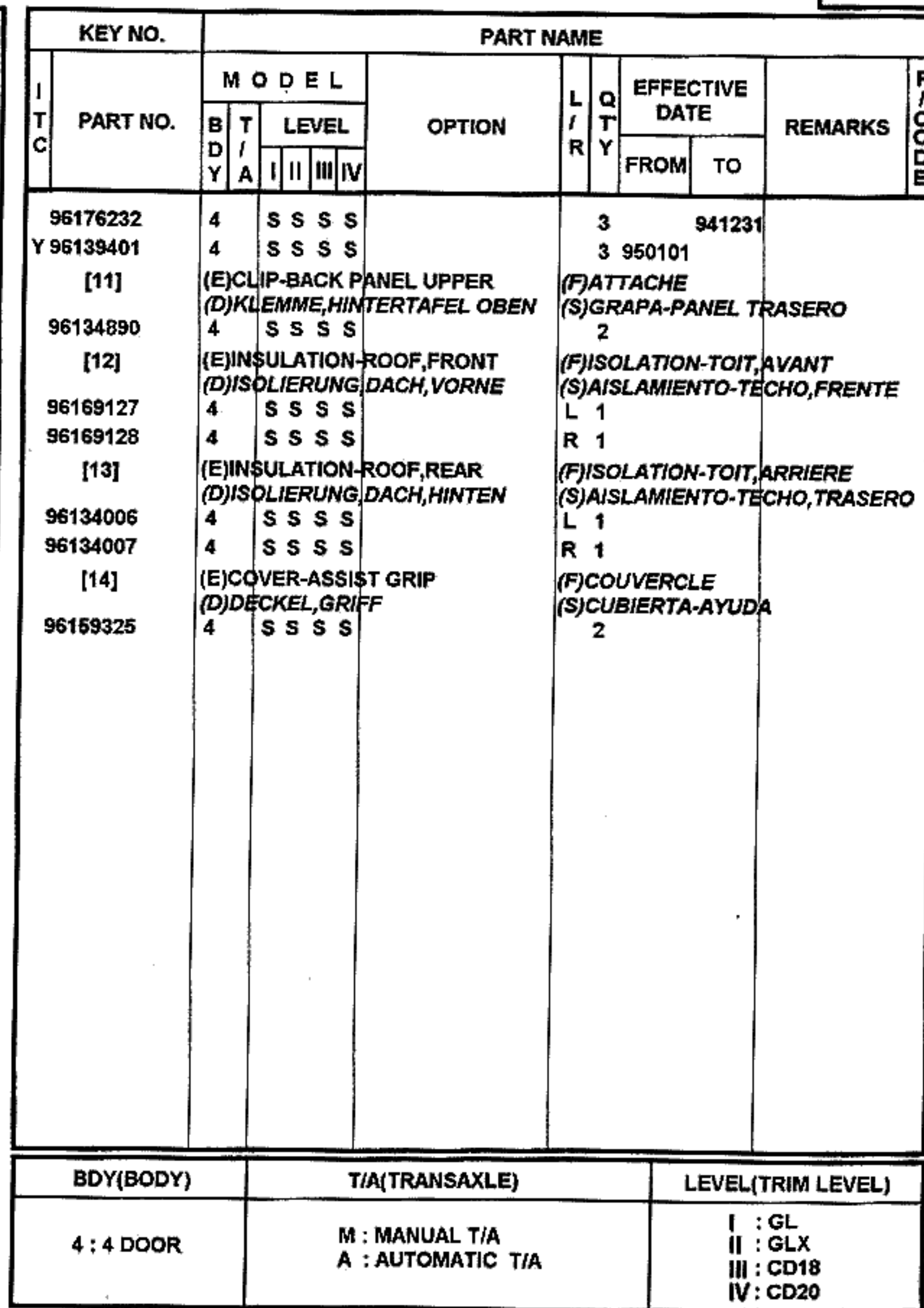
KEY NO.		PART NAME										
I T C	PART NO.	MODEL				OPTION	L / R	Q / T Y	EFFECTIVE DATE		REMARKS	P / C O D E
		B D Y	T / A	LEVEL					FROM	TO		
				I	II							
	[01]	(E)TRIM A-REAR DOOR (D)VERKLEIDUNG,HINTERTÜR						(F)GARNITURE-PORTE ARRIERE (S)ADORNO-PUERTA TRASERA				
	96207546	4	S	-	-	-	&A32&W6J	L	1	950723		FT
	96207538	4	-	S	S	S	&A31/A33&W6J	L	1			FR
	96162687	4	-	-	-	A	&A32&W6K	L	1		MOSCOW TAXI	RC
	96210559	4	-	A	-	-	&A31/A33&W6E	L	1			FV
	96213489	4	-	-	A	A	&A31&W6M	L	1			AA
	96207547	4	S	-	-	-	&A32&W6J	R	1	950723		FU
	96207539	4	-	S	S	S	&A31/A33&W6J	R	1			FS
	96162688	4	-	-	-	A	&A32&W6K	R	1		MOSCOW TAXI	RH
	96210560	4	-	A	-	-	&A31/A33&W6E	R	1			FV
	96213501	4	-	-	A	A	&A31&W6M	R	1			AE
	[02]	(E)HANDLE-REMOTE CONTROL (D)HENKEL,FERN						(F)POIGNEE (S)MANIJA-CONTROL REMOTO				
	96166816	4	S	S	S	S		L	1			
	96166818	4	S	S	S	S		R	1			
	[03]	(E)CAP-REMOTE CONTROL GUIDE, (D)DECKEL,FERNBEDIENTE						(F)CHAPEAU (S)TAPA-GUIA				
	96167864	4	S	S	S	S			2			
	[04]	(E)SCREW-BIND HEAD (D)SCHRAUBE,BINDE-KOPF						(F)VIS-TETE DE BLOCAGE (S)TORNILLO				
	96169080	4	S	S	S	S			2			
	[05]	(E)HANDLE-REAR DOOR (D)HENKEL,HINTERTÜR						(F)POIGNEE-PORTE ARRIERE (S)MANIJA-PUERTA TRASERA				
	96155307	4	S	S	S	S		L	1			
	96155308	4	S	S	S	S		R	1			
	[06]	(E)SCREW-SELF TAP (D)SCHRAUBE						(F)VIS (S)TORNILLO				
	96160766	4	S	S	S	S			2		4.8x20	
	[07]	(E)SCREW-OVAL HEAD (D)SCHRAUBE						(F)VIS (S)TORNILLO				
	96156465	4	S	S	S	S			2		M5x16	
BDY(BODY)		T/A(TRANSAXLE)						LEVEL(TRIM LEVEL)				
4 : 4 DOOR		M : MANUAL T/A A : AUTOMATIC T/A						I : GL II : GLX III : CD18 IV : CD20				

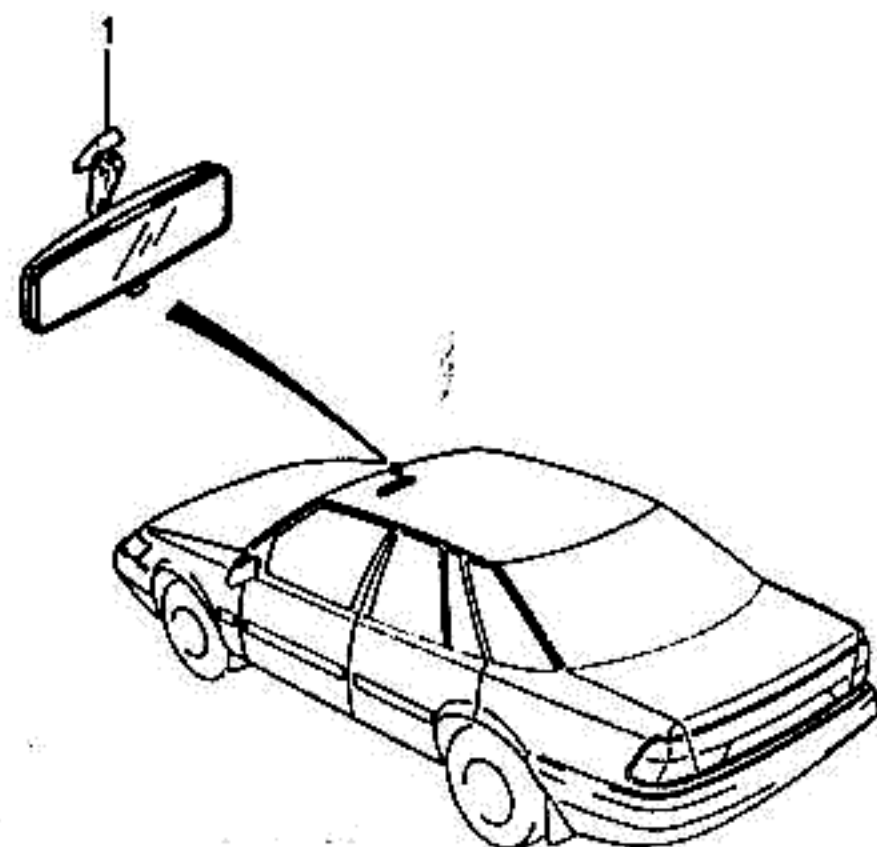
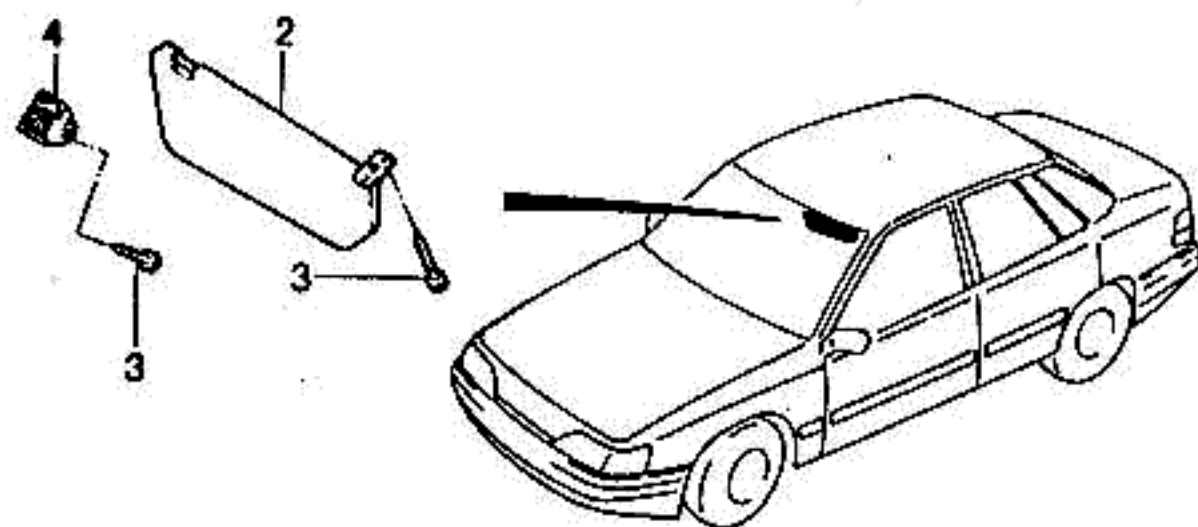


KEY NO.		PART NAME												
I T C	PART NO.	M O D E L						OPTION	L / R	Q T Y	EFFECTIVE DATE		REMARKS	P / C O D E
		B D Y	T / A	LEVEL							FROM	TO		
				I	II	III	IV							
	[08]	(E)CAP-DOOR HANDLE (D)DECKEL,TÜRGRIFF									(F)CHAPEAU-POIGNEE DE PORTE (S)TAPA-MANIJA DE PUERTA			
	96157247	4		S	S	S	S				2			
	[09]	(E)COVER-RR DOOR HANDLE,UPR (D)DECKEL,HINTERER TÜRGRIFF									(F)COUVERCLE (S)CUBIERTA			
	96155323	4		S	S	S	S				L 1			
	96155324	4		S	S	S	S				R 1			
	[10]	(E)SWITCH A-WINDOW LIFTER (D)SCHALTER									(F)COMMUTATEUR (S)INTERRUPTOR			
	96164308	4		-	S	S	S	&A31/A33			2			CE
	[11]	(E)COVER-BLANK,PWR WDO,S/W (D)SCHALTER									(F)COUVERCLE (S)CUBIERTA			
	96169708	4		S	-	-	-	&A32			2	950723		
	[12]	(E)BUTTON-DOOR LOCK (D)KNOPF,TÜRVERRIEGELUNG									(F)BOUTON (S)BOTON-CIERRE DE PUERTA			
	96164955	4		-	S	S	S				2	951203		
	N 96220180	4		-	S	S	S				2	951204		
	[13]	(E)FRAME-BUTTON,LOCKING (D)RAHMEN,VERRIEGELUNGSKNO									(F)CADRE-BOUTON DE FERMETURE (S)ARMADURA-BOTON DE CIERRE			
	96155263	4		S	S	S	S				2			
	[14]	(E)CLIP (D)KLEMME									(F)ATTACHE (S)GRAPA			
	90384112	4		-	S	S	S				16			
	[15]	(E)SEAL-TRIM RR (D)DICHTUNG									(F)JOINT (S)SELLO			
	96177267	4		S	S	S	S				L 1			
	96177268	4		S	S	S	S				R 1			

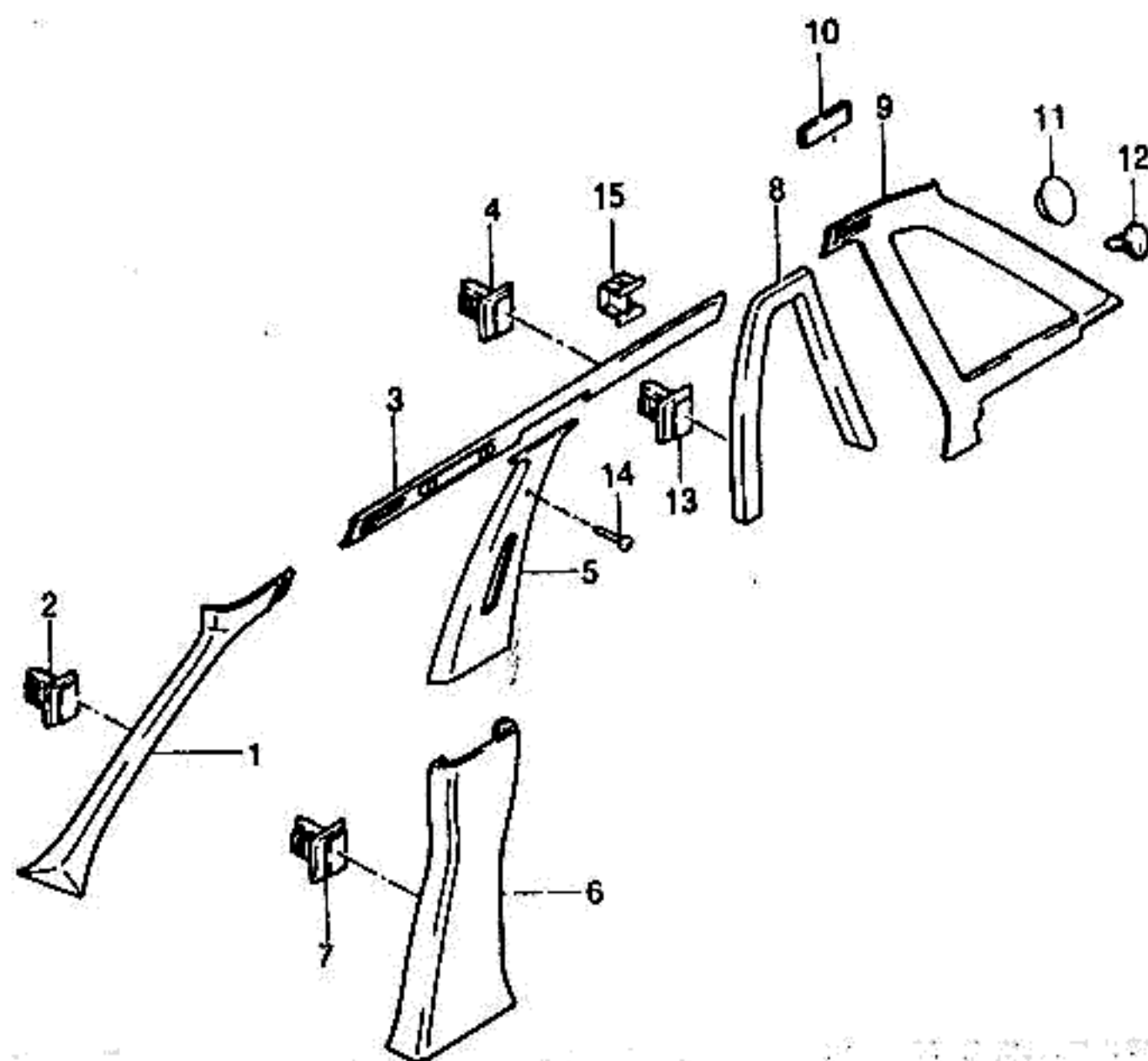

BDY(BODY)	T/A(TRANSAXLE)	LEVEL(TRIM LEVEL)
4 : 4 DOOR	M : MANUAL T/A A : AUTOMATIC T/A	I : GL II : GLX III : CD18 IV : CD20





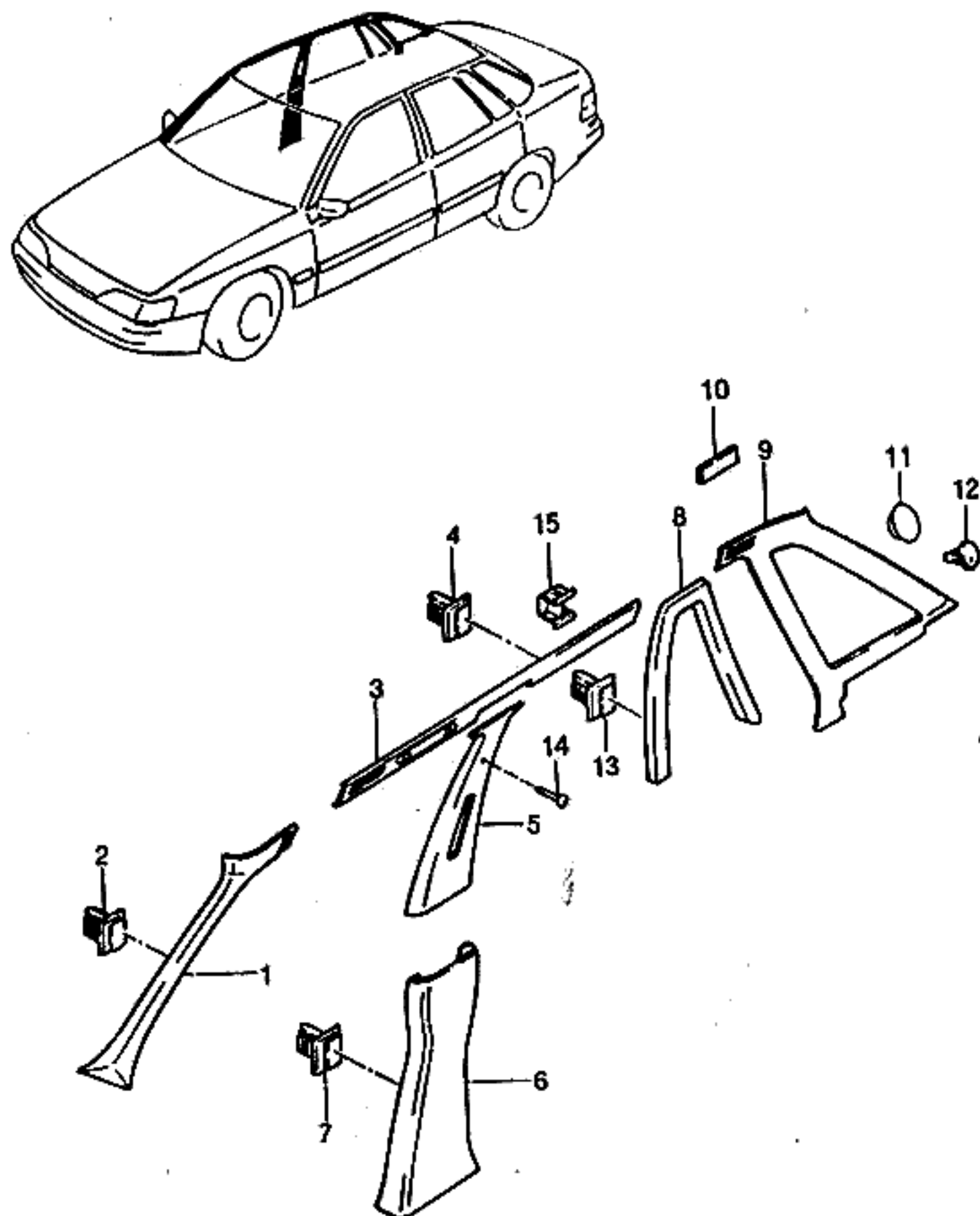


KEY NO.		PART NAME												
I T C	PART NO.	M O D E L				OPTION	L / R	Q T Y	EFFECTIVE DATE		REMARKS	P / C O D E		
		B D Y	T / A	LEVEL					FROM	TO				
				I	II								III	IV
	[01]	(E)MIRROR-INSIDE,TILTABLE (D)SPIEGEL,VERSTELLBAR						(F)RETROVISEUR (S)ESPEJO-INCLINABLE						
	96137563	4		S	S	S	S	&D31	1					
	90203877	4		A	A	A	A	&D43	1					
	[02]	(E)SUNSHADE A (D)SONNENBLLENDE&INNENSPIEG						(F)PARE-SOLEIL (S)PARASOL						
	96192416	4		S	S	S	S	&DB0-AJ3	L 1			CB		
	96211038	4		O	O	O	O	&AJ3&DB0-VB4	L 1			DX		
	96211039	4		A	A	A	A	&AJ3&DB0&VB4	L 1			DY		
	96159285-A	4		S	S	S	S	&DB9-EEC	R 1			AD		
	96192417	4		A	A	A	A	&DB9&EEC	R 1			CC		
	[03]	(E)SCREW (D)SCHRAUBE						(F)VIS (S)TORNILLO						
	11038359	4		S	S	S	S		6	M3.5x19				
	[04]	(E)BRACKET-SUNSHADE (D)TRÄGER,SONNENBLLENDE						(F)SUPPORT-PARE-SOLEIL (S)SOPORTE-PARASOL						
	96167185	4		S	S	S	S		2					
BDY(BODY)		T/A(TRANSAXLE)						LEVEL(TRIM LEVEL)						
4 : 4 DOOR		M : MANUAL T/A A : AUTOMATIC T/A						I : GL II : GLX III : CD18 IV : CD20						

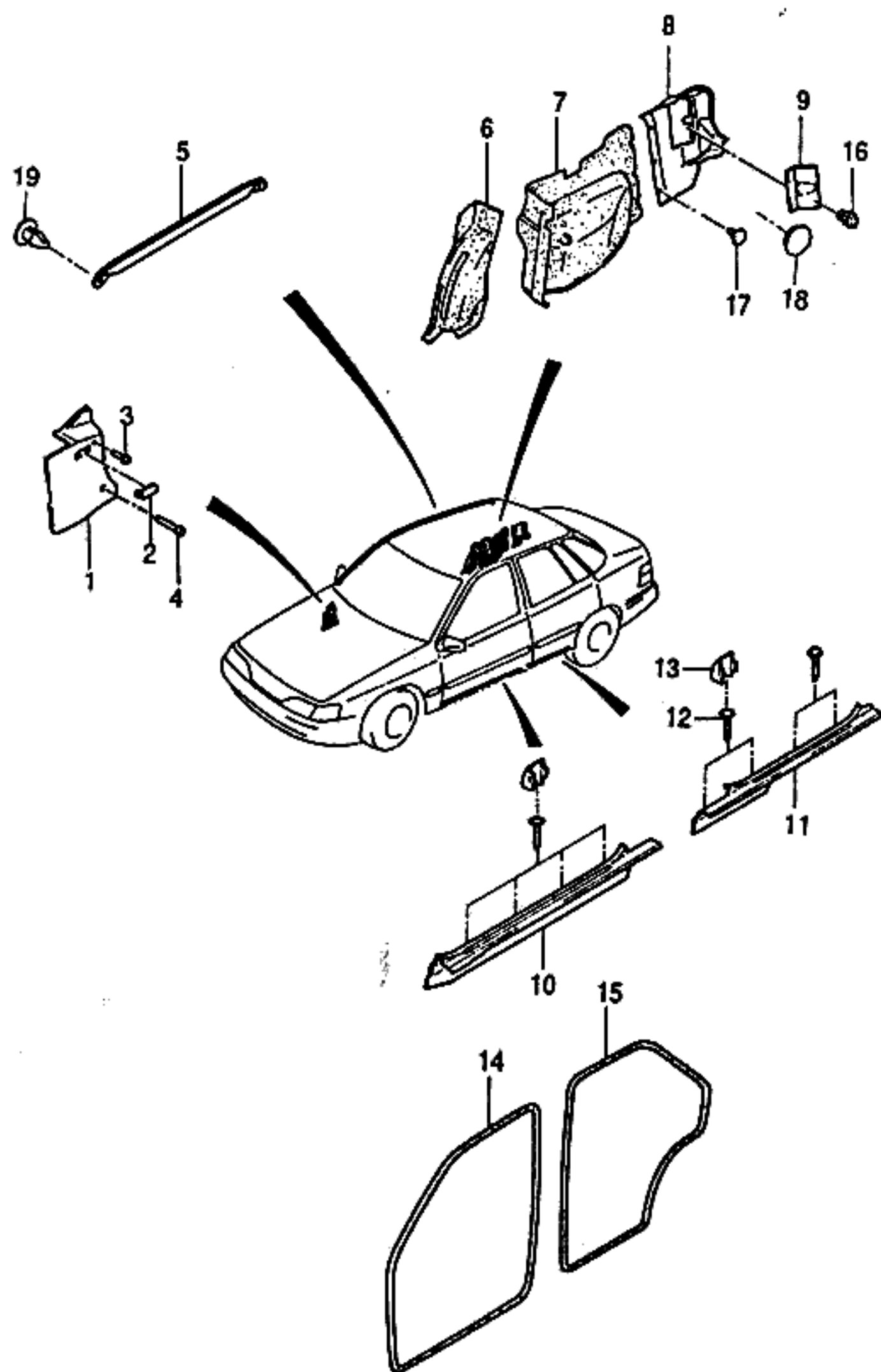


KEY NO.		PART NAME												
I T C	PART NO.	M O D E L				OPTION	L / R	Q T Y	EFFECTIVE DATE		REMARKS	P / C O D E		
		B D Y	T / A	LEVEL					FROM	TO				
				I	II								III	IV
	[01]	(E)TRIM-A PILLAR (D)VERKLEIDUNG,A SÄULE							(F)GARNITURE-A PILIER (S)ADORNO-PILAR					
	96163458	4		S	S	S	S		L 1					
	96163459	4		S	S	S	S		R 1					
	[02]	(E)CLIP-LINKAGE (D)KLEMME,VERBINDUNG							(F)ATTACHE-ACCOUPLEMENT (S)GRAPA-ENLACE					
	90042667	4		S	S	S	S		6					
	[03]	(E)TRIM A-ROOF SIDE (D)VERKLEIDUNG,DACH SEITE							(F)GARNITURE-COTE TOIT (S)ADORNO-LADO DEL TECHO					
	96163474	4		S	S	S	S	-XWE	L 1			AA		
	96212543	4		A	A	A	A	&XWE	L 1			AC		
	96163475	4		S	S	S	S	-XWE	R 1			AB		
	96212544	4		A	A	A	A	&XWE	R 1			AD		
	[04]	(E)CLIP-LINKAGE (D)KLEMME,VERBINDUNG							(F)ATTACHE-ACCOUPLEMENT (S)GRAPA-ENLACE					
	90042667	4		S	S	S	S		4					
	[05]	(E)TRIM A-B PILLAR,UPPER (D)VERKLEIDUNG,B SÄULE,OBEN							(F)GARNITURE-B PILIER,HAUT (S)ADORNO-PILAR B,ALTO					
	96160552	4		S	S	S	S		L 1					
	96160553	4		S	S	S	S		R 1					
	[06]	(E)TRIM A-B PILLAR,LOWER (D)VERKLEIDUNG,B SÄULE,UNTEN							(F)GARNITURE-B PILIER,BAS (S)ADORNO-PILAR B,BAJO					
	96155008	4		S	S	S	S		L 1					
	96155010	4		S	S	S	S		R 1					
	[07]	(E)CLIP-LINKAGE (D)KLEMME,VERBINDUNG							(F)ATTACHE-ACCOUPLEMENT (S)GRAPA-ENLACE					
	90042667	4		S	S	S	S		6					
	[08]	(E)TRIM-FIXED WINDOW (D)VERKLEIDUNG							(F)GARNITURE-FENETRE FIXE (S)ADORNO-VENTANA FIJA					
	96084386	4		S	S	S	S		L 1					
	96084390	4		S	S	S	S		R 1					
	[09]	(E)TRIM-QUARTER WINDOW (D)VERKLEIDUNG							(F)GARNITURE (S)ADORNO-VENTANA CUADRANTE					

BDY(BODY)	T/A(TRANSAXLE)	LEVEL(TRIM LEVEL)
4 : 4 DOOR	M : MANUAL T/A A : AUTOMATIC T/A	I : GL II : GLX III : CD18 IV : CD20



KEY NO.			PART NAME											
I T C	PART NO.	MODEL				OPTION	L / R	Q T Y	EFFECTIVE DATE		REMARKS	P / C O D E		
		B D Y	T / A	LEVEL					FROM	TO				
				I	II								III	IV
	96162723	4		S	S	S	S	&C87	L	1				
	96162724	4		S	S	S	S	&C87	R	1				
	[10]			(E)COVER-QUARTER WINDOW					(F)COUVERTURE					
				(D)DECKEL					(S)CUBIERTA					
	96168894										NOT APPLIED			
	[11]			(E)PLUG					(F)BOUCHON					
				(D)STÖPSEL					(S)TAPON					
	90244549	4		-	-	-	A	-AK9		2				
	[12]			(E)CLIP					(F)ATTACHE					
				(D)KLEMME					(S)GRAPA					
	90185254	4		S	S	S	S			2				
	[13]			(E)CLIP					(F)ATTACHE					
				(D)KLEMME					(S)GRAPA					
	90240879	4		S	S	S	S			8				
	[14]			(E)SCREW					(F)VIS					
				(D)SCHRAUBE					(S)TORNILLO					
	9070665160	4		S	S	S	S			4	951017			
Y	90051622	4		-	S	S	S			4	951018			
	[15]			(E)CLIP					(F)ATTACHE					
				(D)KLEMME					(S)GRAPA					
	96157028	4		S	S	S	S			4				
BDY(BODY)		T/A(TRANSAXLE)						LEVEL(TRIM LEVEL)						
4 : 4 DOOR		M : MANUAL T/A A : AUTOMATIC T/A						I : GL II : GLX III : CD18 IV : CD20						



KEY NO.		PART NAME												
I T C	PART NO.	M O D E L				OPTION	L / R	Q T Y	EFFECTIVE DATE		REMARKS	P / C O D E		
		B D Y	T / A	LEVEL					FROM	TO				
				I	II								III	IV
	[01]	(E)TRIM-SIDE SHROUD (D)VERKLEIDUNG,SEITE MANTEL						(F)GARNITURE (S)ADORNO-CUBIERTA DE LADO						
	96163464	4		S	S	S	S			L	1			
	96163470	4		S	S	S	S			R	1			
	[02]	(E)COVER-SIDE SHROUD TRIM (D)DECKEL,SEITENVERKLEIDUNG						(F)COUVERTURE (S)CUBIERTA						
	96163473	4		S	S	S	S			R	1			
	[03]	(E)PIN,UPPER (D)STIFT,OBERER						(F)BROCHE-SUPERIEURE (S)PASADOR-SUPERIOR						
	96212527											NOT APPLIED		
	96217086	4		S	S	S	S			L	1			
	96217090	4		S	S	S	S			R	1			
	[04]	(E)PIN,UPPER (D)STIFT,OBERER						(F)BROCHE-SUPERIEURE (S)PASADOR-SUPERIOR						
	96212528											NOT APPLIED		
	96212529											NOT APPLIED		
	96217087	4		S	S	S	S			L	1			
	96217091	4		S	S	S	S			R	1			
	[05]	(E)WEATHERSTRIP-SIDE STRIP (D)DICHTUNGSLASTE,SEITE						(F)ISOLATION EN BANDELETTE (S)BURLETE-LADO						
	96131978	4		S	S	S	S			L	1	L-STRIP		
	96131979	4		S	S	S	S			R	1	L-STRIP		
	[06]	(E)TRIM-FRONT WHEELHOUSE (D)VERKLEIDUNG						(F)GARNITURE-TIMONERIE AVANT (S)ADORNO-VOLANTE DELANTERO						
	96135762	4		S	S	S	S			L	1			
	96135763	4		S	S	S	S			R	1			
	[07]	(E)TRIM-REAR WHEELHOUSE (D)VERKLEIDUNG						(F)GARNITURE (S)ADORNO-VOLANTE TRASERO						
	96081410	4		S	S	S	S	&B39-V86		L	1	951131		
Y	96139972	4		-	S	S	S	&B39-V86		L	1	951201		
	96081413	4		S	S	S	S	&B39		R	1	951131		
Y	96139973	4		-	S	S	S	&B39		R	1	951201		

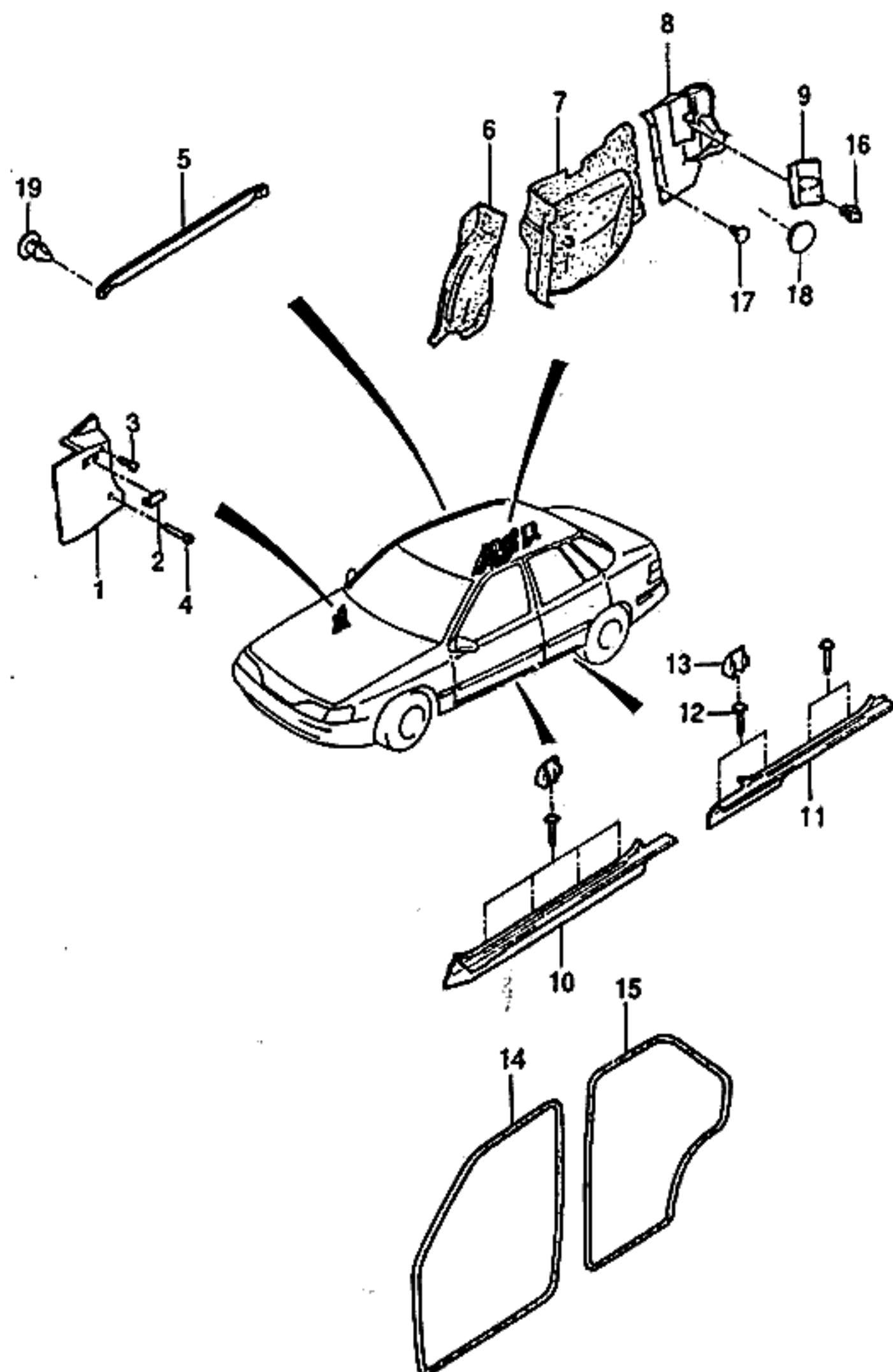
BDY(BODY)

T/A(TRANSAXLE)

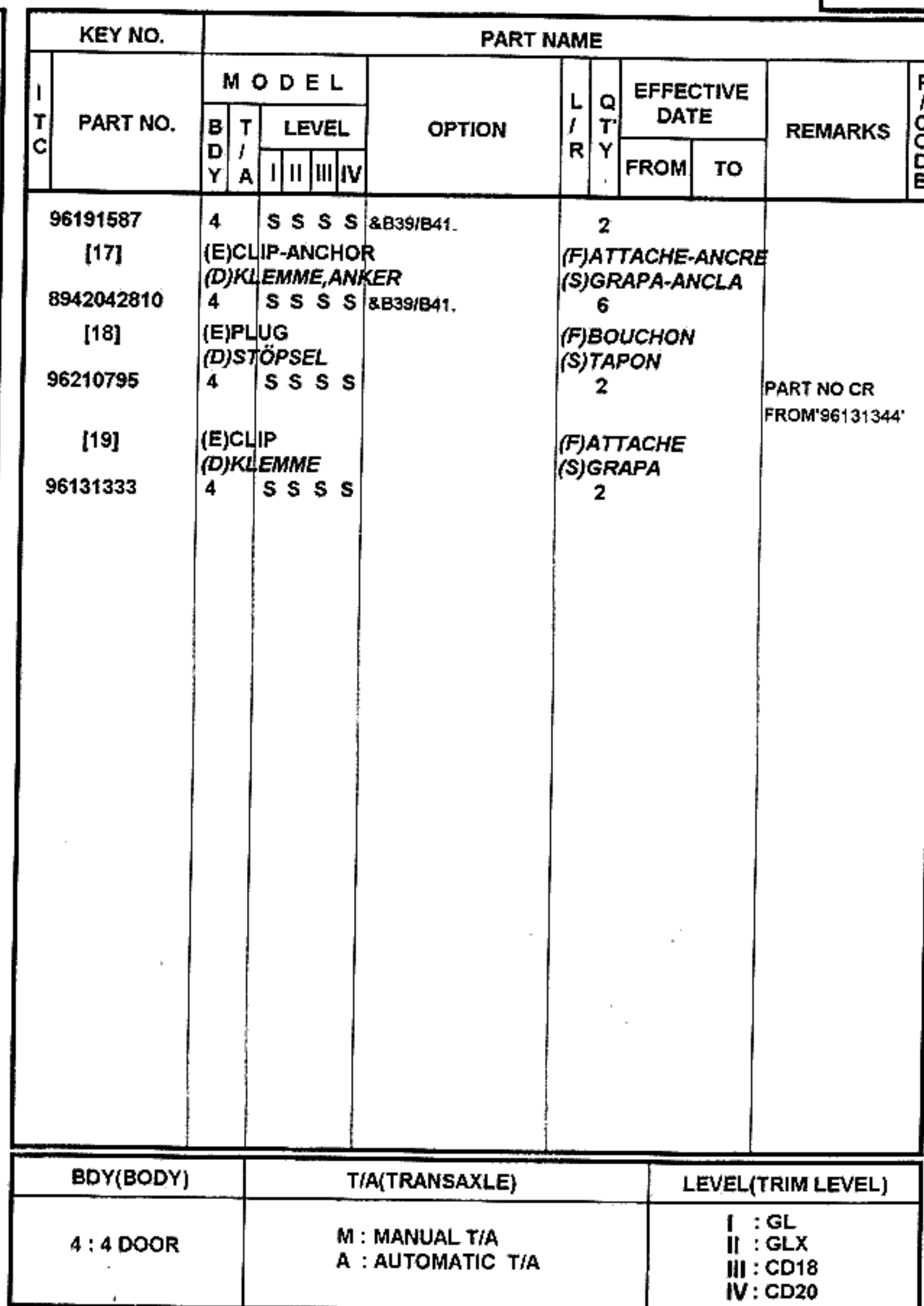
LEVEL(TRIM LEVEL)

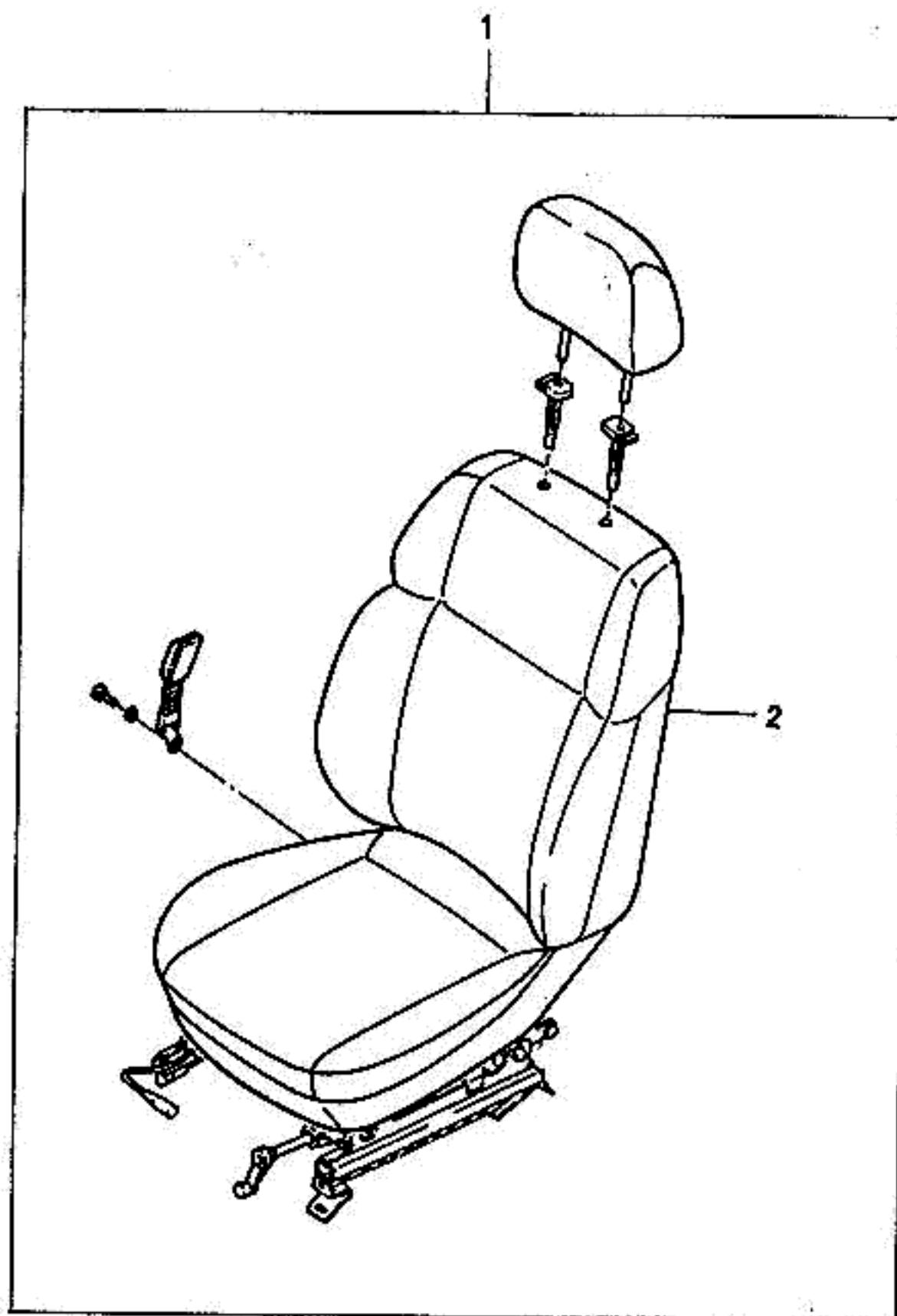
4 : 4 DOOR

M : MANUAL T/A
A : AUTOMATIC T/AI : GL
II : GLX
III : CD18
IV : CD20



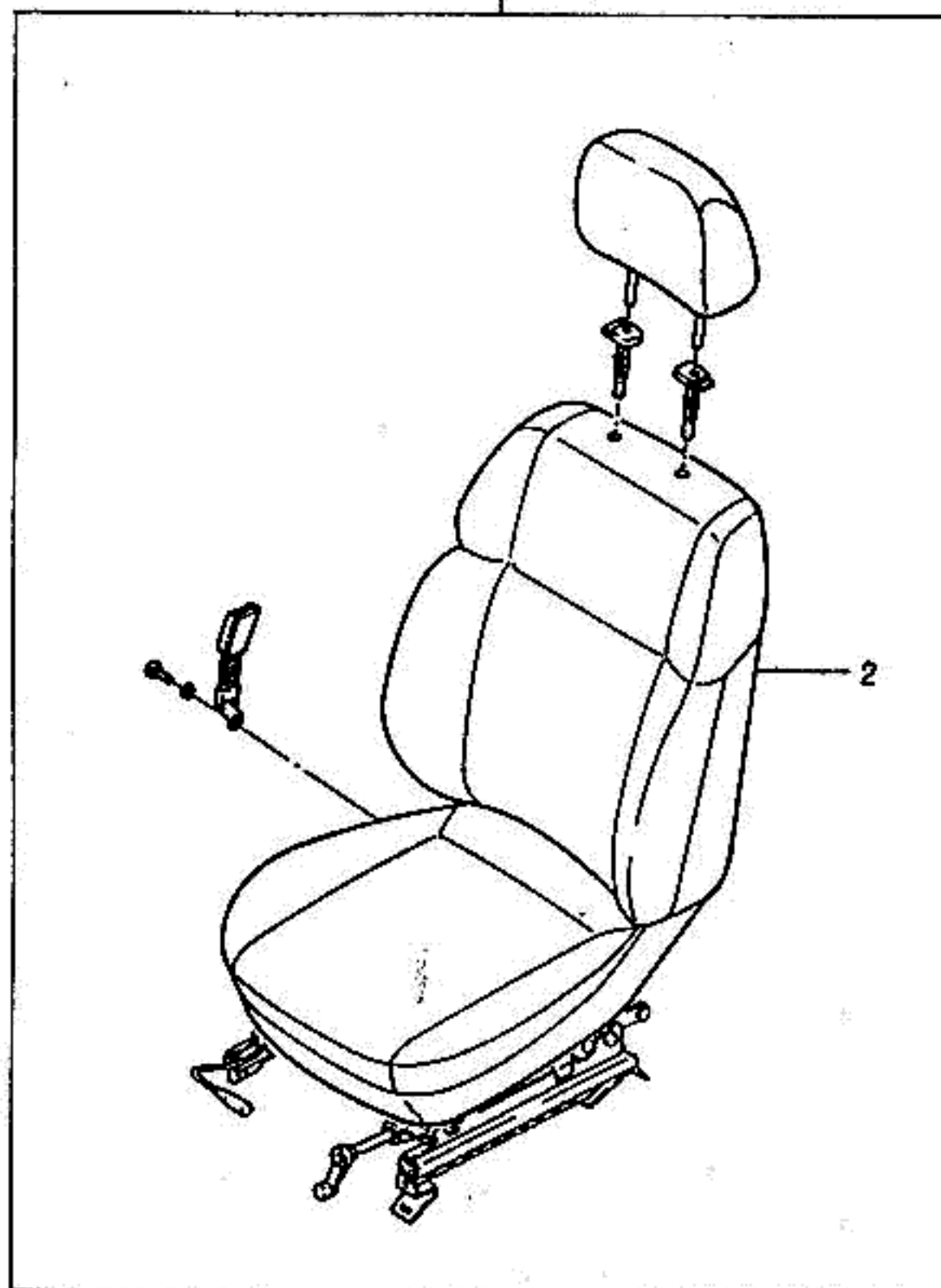
KEY NO.			PART NAME											
I T C	PART NO.	M O D E L					O P T I O N	L / R	Q T Y	E F F E C T I V E D A T E		R E M A R K S	P / C O D E	
		B D Y	T / A	L E V E L						F R O M	T O			
				I	II	III								IV
	[08]	(E)TRIM-SIDE PANEL,REAR (D)VERKLEIDUNG						(F)GARNITURE (S)ADORNO						
	96155049	4		S	S	S	S	&B39/B41	L	1	950411			
N	96210793	4		S	S	S	S	&B39/B41	L	1	950412			
	96109487-A	4		S	S	S	S	&B39/B41	R	1	950411			
N	96210794	4		S	S	S	S	&B39/B41	R	1	950412			
	[09]	(E)COVER-SIDE PANEL RR TRIM (D)DECKEL,SEITENVERKLEIDUNG							(F)COUVERTURE (S)CUBIERTA					
	96121173-A	4		S	S	S	S	&B39/B41			2			
	[10]	(E)COVER-ROCKER PANEL,FRONT (D)DECKEL,SCHWINGTAFEL,VORN							(F)CARTER (S)CUBIERTA					
	96163445	4		S	S	S	S		L	1				
	96163448	4		S	S	S	S		R	1				
	[11]	(E)COVER-ROCKER PANEL,REAR (D)DECKEL,SCHWINGTAFEL							(F)CARTER (S)CUBIERTA					
	96163451	4		S	S	S	S		L	1				
	96163454	4		S	S	S	S		R	1				
	[12]	(E)SCREW (D)SCHRAUBE							(F)VIS (S)TORNILLO					
	96135517	4		S	S	S	S				18			
	[13]	(E)PLUG-ROCKER PANEL COVER (D)STÖPSEL,WIPPE DECKEL							(F)BOUCHON (S)TAPON					
	96163457	4		S	S	S	S				12			
	[14]	(E)WEATHERSTRIP-FRONT DOOR (D)DICHTUNGSLEISTE,VORDERTÜ							(F)ISOLATION EN BANDELETTE (S)BURLETE-PUERTA DELANTERA					
	96165143	4		S	S	S	S		L	1				
	96165144	4		S	S	S	S		R	1				
	[15]	(E)WEATHERSTRIP-REAR DOOR (D)DICHTUNGSLEISTE,HINTERTÜ							(F)ISOLATION EN BANDELETTE (S)BURLETE-PUERTA TRASERA					
	96168850	4		S	S	S	S		L	1				
	96168851	4		S	S	S	S		R	1				
	[16]	(E)BUTTON-FIXING (D)KNOPF							(F)BOUTON (S)BOTON					
BDY(BODY)			T/A(TRANSAXLE)						LEVEL(TRIM LEVEL)					
4 : 4 DOOR			M : MANUAL T/A A : AUTOMATIC T/A						I : GL II : GLX III : CD18 IV : CD20					



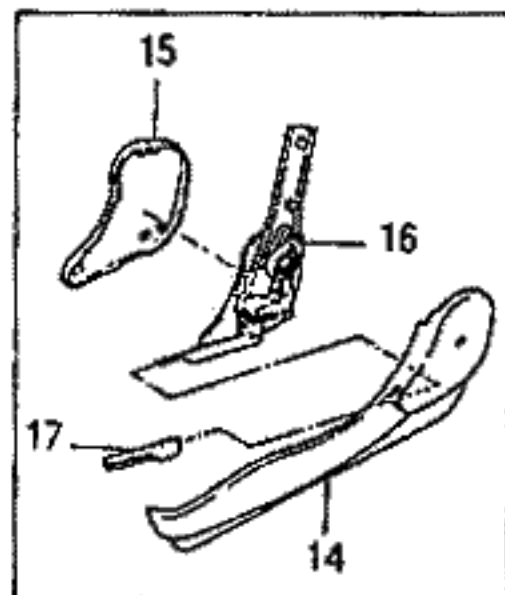


KEY NO.		PART NAME												
I T C	PART NO.	M O D E L						O P T I O N	L / R	Q T Y	E F F E C T I V E D A T E		R E M A R K S	P / C O D E
		B D Y	T / A	L E V E L							F R O M	T O		
				I	II	III	IV							
	[01]	(E)SEAT A-FRONT (D)SITZ,VORDER							(F)SIEGE-AVANT (S)ASIENTO-FRENTE					
	96194207	4	A	-	-	-		&W6J-AG4/SEC	L 1	950723		&AQ8&AY3	PS	
	96194205	4	-	A	A	A		&W6J&AG4-SEC	L 1	950723		&AQ8&AY3	PQ	
N	96222907	4	-	A	A	A		&W6J&AG4-SEC	L 1	950724		&AQ9&AY3	RW	
	96194202	4	A	A	A	A		&W6J-AG5/SEC	R 1	950723		&AQ8&AY3	PR	
N	96222906	4	-	A	A	A		&W6J-AG5/SEC	R 1	950724		&AQ9&AY3	RX	
	96210975	4	A	-	-	-		&SEC&W6J-AG4	L 1	950723		&AQ6&AY3	QB	
	96194201	4	S	-	-	-		&SEC&W6J-AG4	L 1	950723		&AQ8&AY3	PN	
	96194199	4	-	S	S	S		&SEC&W6J&AG4	L 1	950723		&AQ8&AY3	PL	
	96210971	4	-	A	A	A		&SEC&W6J&AG4	L 1	950723		&AQ6&AY3	QA	
	96219173	4	-	A	A	A		&SEC&W6J&AG4	L 1	950408	950723	&AQ9&AY3	JA	
N	96222903	4	-	S	S	S		&SEC&W6J&AG4	L 1	950724		&AQ9&AY3	RU	
	96194198	4	S	S	S	S		&SEC&W6J-AG5	R 1	950723		&AQ8&AY3	PM	
	96210970	4	A	A	A	A		&SEC&W6J-AG5	R 1	950723		&AQ6&AY3	QC	
	96219172	4	-	A	A	A		&SEC&W6J-AG5	R 1	950408	950723	&AQ9&AY3	JE	
N	96222902	4	-	S	S	S		&SEC&W6J-AG5	R 1	950724		&AQ9&AY3	RV	
	96194195	4	A	-	-	-		&SEC&W6E-AG4	L 1	950723		&AQ6&AY3	PI	
	96189851	4	A	A	-	-		&SEC&W6E&AG4	L 1	950723		&AQ6&AY3	SF	
N	96223717	4	-	A	-	-		&SEC&W6E&AG4	L 1	950724		&AQ9&AY3	UO	
	96189852	4	-	A	-	-		&SEC&W6E-AG5	R 1	950723		&AQ6&AY3	SG	
N	96223718	4	-	A	-	-		&SEC&W6E-AG5	R 1	950724		&AQ9&AY3	UP	
	96212563	4	-	-	A	A		&SEC&W6M-AG4	L 1	950723		&AQ6&AY3	QJ	
	96212559	4	-	-	A	A		&SEC&W6M&AG4	L 1	950723		&AQ6&AY3	QH	
N	96223721	4	-	-	A	A		&SEC&W6M&AG4	L 1	950724		&AQ9&AY3	US	
	96212558	4	-	-	A	A		&SEC&W6M-AG5	R 1	950723		&AQ6&AY3	QI	
N	96223722	4	-	-	A	A		&SEC&W6M-AG5	R 1	950724		&AQ9&AY3	UT	
	96212573	4	-	-	-	A		&W6K-AG4	L 1	950723		&AQ6&AY3	QO	
N	96222919	4	-	-	-	A		&W6K-AG4	L 1	950724		&AQ9&AY3	SK	
	96212572	4	-	-	-	A		&W6K-AG5	R 1	950723		&AQ6&AY3	QP	
N	96222914	4	-	-	-	A		&W6K-AG5	R 1	950724		&AQ9&AY3	SL	

BDY(BODY)	T/A(TRANSAXLE)	LEVEL(TRIM LEVEL)
4 : 4 DOOR	M : MANUAL T/A A : AUTOMATIC T/A	I : GL II : GLX III : CD18 IV : CD20

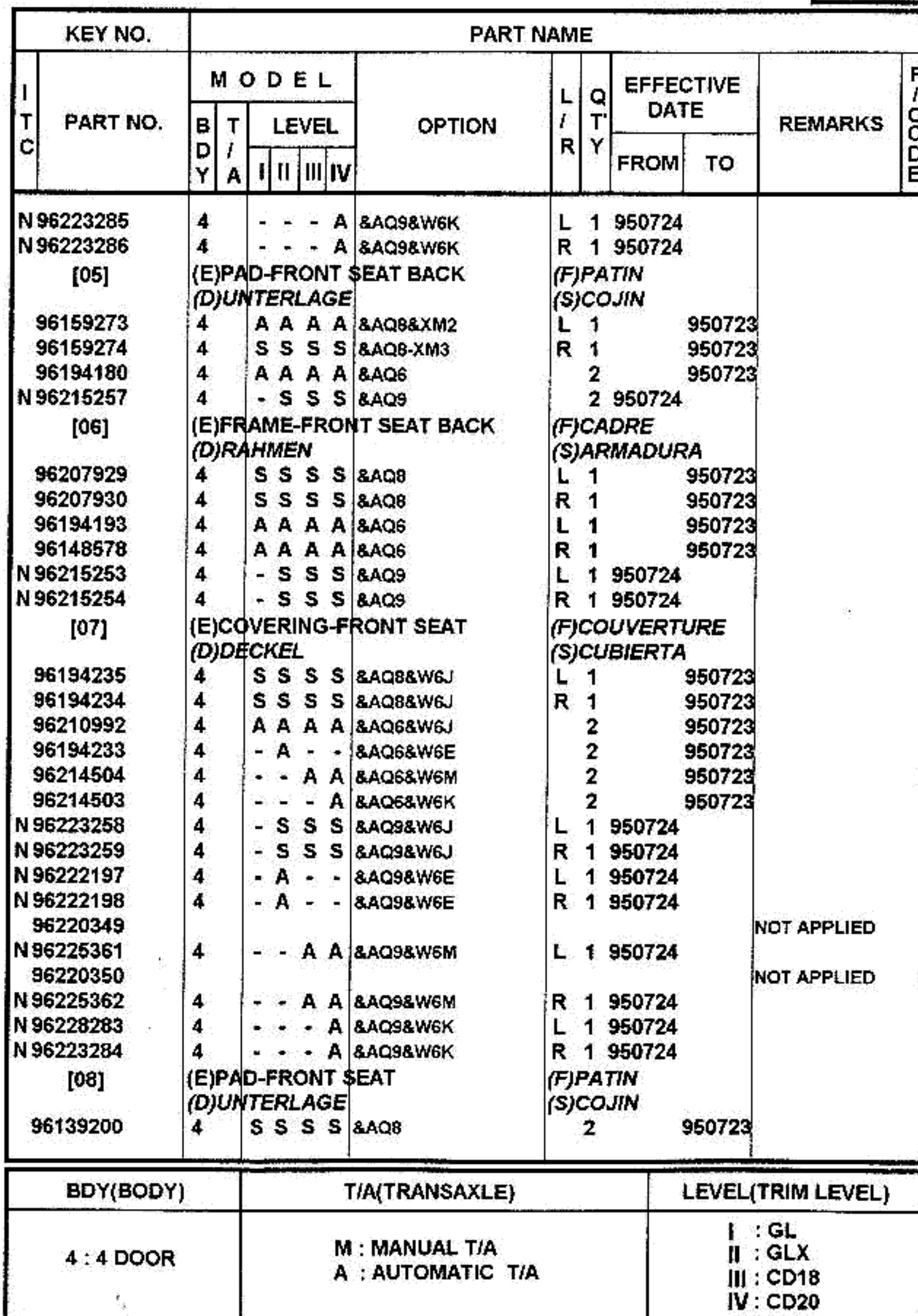


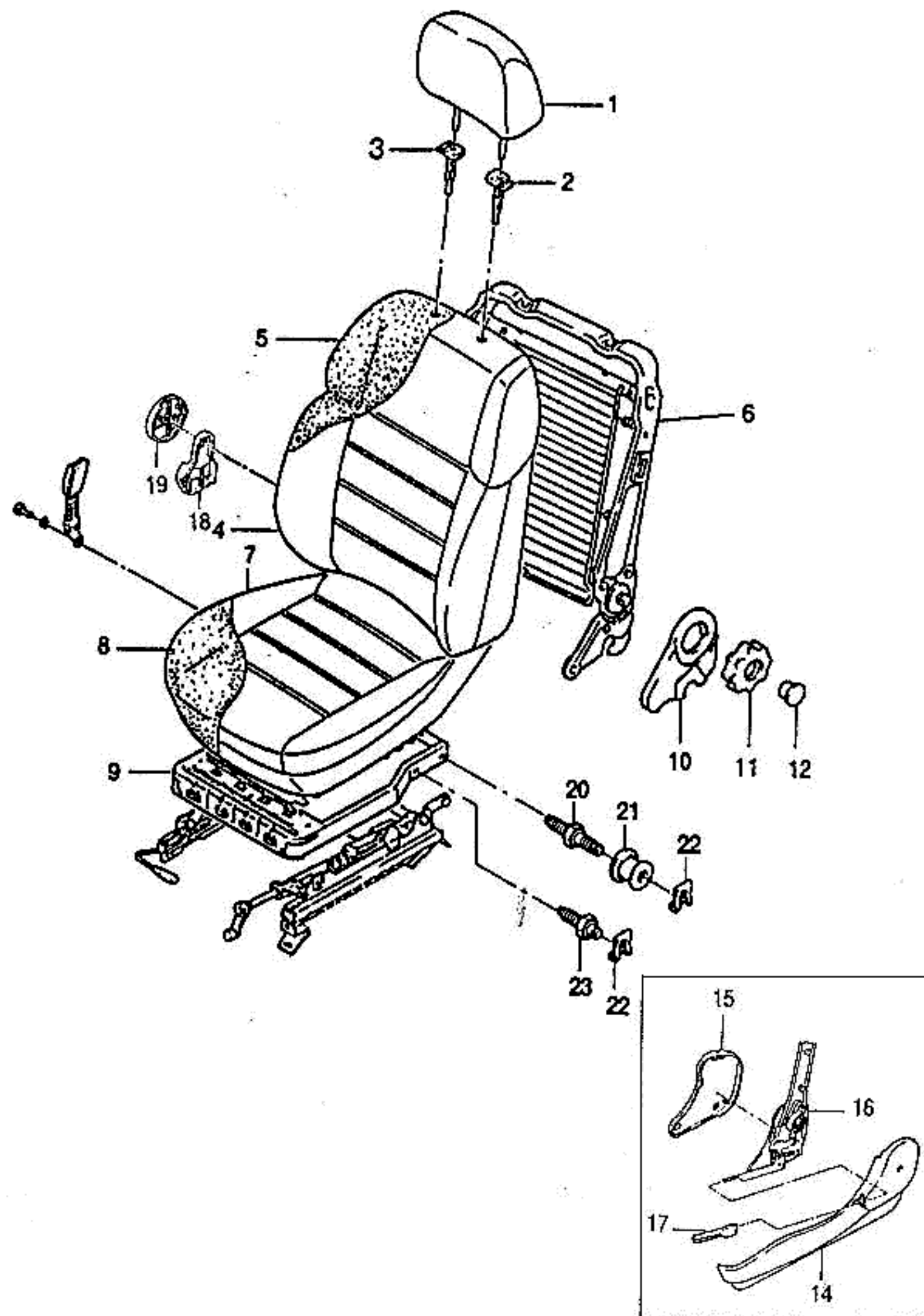
KEY NO.		PART NAME												
I T C	PART NO.	M O D E L				O P T I O N	L / R	Q T Y	EFFECTIVE DATE		R E M A R K S	P / C O D E		
		B D Y	T / A	L E V E L					F R O M	T O				
				I	II								III	IV
	[02]	(E)SEAT-FRONT (D)SITZ,VORDER						(F)SIEGE-AVANT (S)ASIENTO-FRENTE						
	96210991	4	-	A	A	A	&W6J-AG4	L	1	950723	&AQ6			
	96194229	4	S	-	-	-	&W6J-AG4	L	1	950723	&AQ8			
	96194227	4	-	S	S	S	&W6J&AG4	L	1	950723	&AQ8			
	96210989	4	-	A	A	A	&W6J&AG4	L	1	950723	&AQ6			
	96221770	4	-	A	A	A	&W6J&AG4	L	1	950408 950723	&AQ9			
N	96223247	4	-	S	S	S	&W6J&AG4	L	1	950724	&AQ9			
	96194228	4	S	S	S	S	&W6J-AG5	R	1	950723	&AQ8			
	96210988	4	-	A	A	A	&W6J-AG5	R	1	950723	&AQ6			
	96221771	4	-	A	A	A	&W6J-AG5	R	1	950408 950723	&AQ9			
N	96223246	4	-	S	S	S	&W6J-AG5	R	1	950724	&AQ9			
	96194225	4	A	A	-	-	&W6E-AG4	L	1	950723	&AQ6			
	96194223	4	A	A	-	-	&W6E&AG4	L	1	950723	&AQ6			
N	96220357	4	-	A	-	-	&W6E&AG4	L	1	950724	&AQ9			
	96194222	4	A	A	-	-	&W6E-AG5	R	1	950723	&AQ6			
N	96220358	4	-	A	-	-	&W6E-AG5	R	1	950724	&AQ9			
	96214513	4	-	-	A	A	&W6M-AG4	L	1	950723	&AQ6			
	96214511	4	-	-	A	A	&W6M&AG4	L	1	950723	&AQ6			
N	96220361	4	-	-	A	A	&W6M&AG4	L	1	950724	&AQ9			
	96214510	4	-	-	A	A	&W6M-AG5	R	1	950723	&AQ6			
N	96220362	4	-	-	A	A	&W6M-AG5	R	1	950724	&AQ9			
	96208537	4	-	-	-	A	&W6K-AG4	L	1	950723	&AQ6			
N	96223251	4	-	-	-	A	&W6K-AG4	L	1	950724	&AQ9			
	96208538	4	-	-	-	A	&W6K-AG5	R	1	950723	&AQ6			
N	96223280	4	-	-	-	A	&W6K-AG5	R	1	950724	&AQ9			
BDY(BODY)		T/A(TRANSAXLE)						LEVEL(TRIM LEVEL)						
4 : 4 DOOR		M : MANUAL T/A A : AUTOMATIC T/A						I : GL II : GLX III : CD18 IV : CD20						



KEY NO.		PART NAME										P / CODE
I T C	PART NO.	MODEL				OPTION	L / R	Q T Y	EFFECTIVE DATE		REMARKS	
		B D Y	T / A	LEVEL					FROM	TO		
				I	II							
[01]		(E)HEADREST-FRONT (D)KOPFPOLSTER,VORNE							(F)APPUI-TETE,AVANT (S)APOYO PARA LA CABEZA			
	96207912	4		S	S	S	S	&AY3&W6J	2	950723	&AQ8	
	96207911	4		A	A	A	A	&AY3&W6J	2	950723	&AQ6	
	96214514	4		-	A	-	-	&AY3&W6E	2	950723	&AQ6	
	96214516	4		-	-	A	A	&AY3&W6M	2	950723	&AQ6	
	96207948	4		-	-	-	A	&AY3&W6K	2	950723	&AQ6	
	N 96223254	4		-	S	S	S	&AY3&W6J	2	950724		&AQ9
	N 96220363	4		-	A	-	-	&AY3&W6E	2	950724		&AQ9
	N 96220348	4		-	-	A	A	&AY3&W6M	2	950724		&AQ9
	N 96223279	4		-	-	-	A	&AY3&W6K	2	950724		&AQ9
[02]		(E)SLEEVE A-HEADREST (D)HÜLSE,KOPFPOLSTER							(F)CHEMISE-APPUI-TETE (S)MANGA			
	96168607	4		S	S	S	S	&AQ8	L 2	950723		
	96214153	4		A	A	A	A	&AQ6	L 2	950723		
	N 96225721	4		-	S	S	S	&AQ9	L 2	950724		
[03]		(E)SLEEVE-HEADREST (D)HÜLSE,KOPFPOLSTER							(F)CHEMISE-APPUI-TETE (S)MANGA			
	96168605	4		S	S	S	S	&AQ8	R 2	950723		
	96214154	4		A	A	A	A	&AQ6	R 2	950723		
	N 96225723	4		S	S	S		&AQ9	R 2	950724		
[04]		(E)COVERING FRONT SEAT BACK (D)DECKEL							(F)COUVERTURE (S)CUBIERTA			
	96207901	4		S	S	S	S	&AQ8&W6J	L 1	950723		
	96207904	4		S	S	S	S	&AQ8&W6J	R 1	950723		
	96210994	4		A	A	A	A	&AQ6&W6J	2	950723		
	96207902	4		-	A	-	-	&AQ6&W6E	2	950723		
	96214506	4		-	-	A	A	&AQ6&W6M	2	950723		
	96214505	4		-	-	-	A	&AQ6&W6K	2	950723		
	N 96223277	4		-	S	S	S	&AQ9&W6J	L 1	950724		
	N 96223278	4		-	S	S	S	&AQ9&W6J	R 1	950724		
	N 96221999	4		-	A	-	-	&AQ9&W6E	L 1	950724		

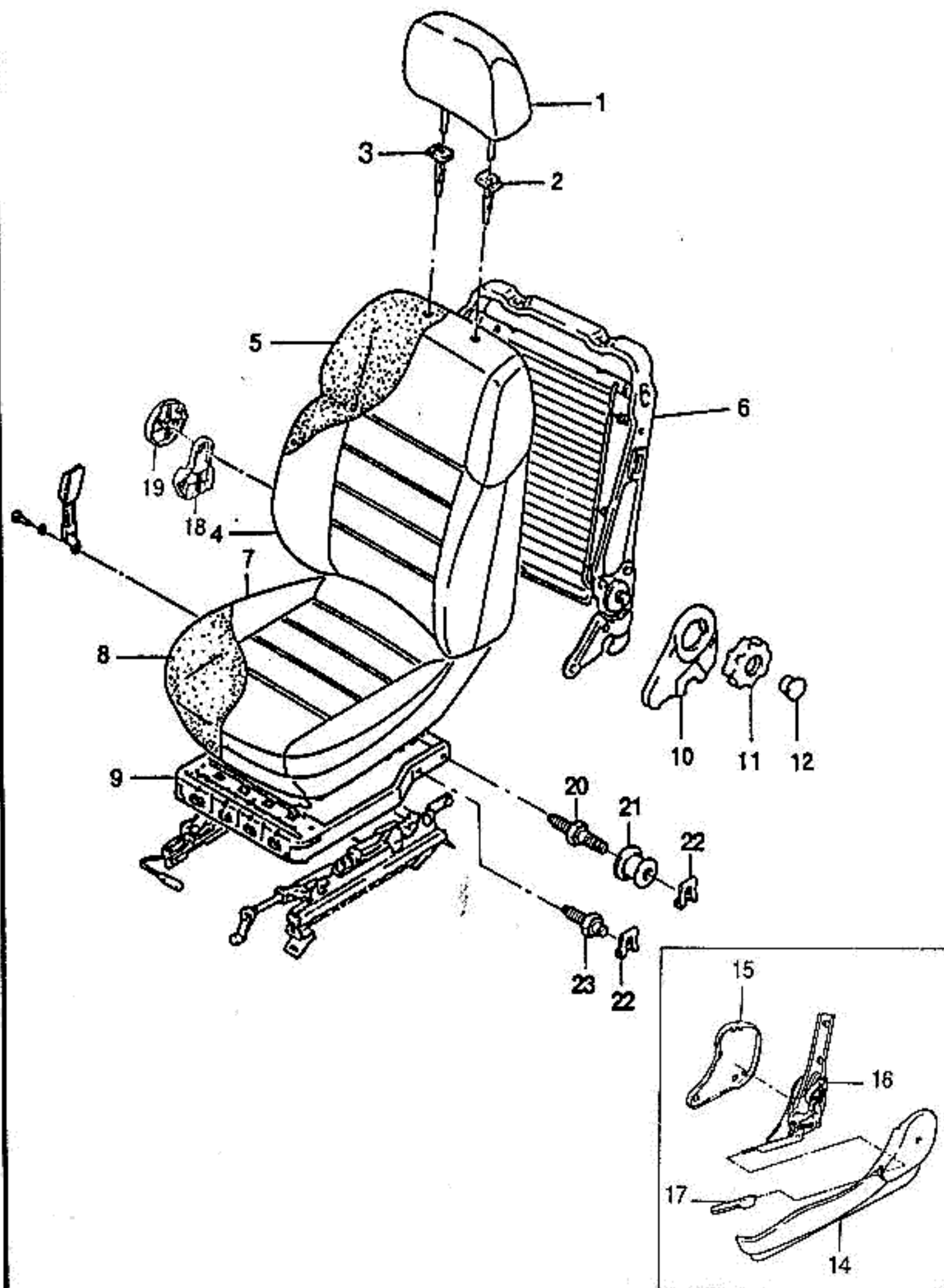
BDY(BODY)	T/A(TRANSAXLE)	LEVEL(TRIM LEVEL)
4 : 4 DOOR	M : MANUAL T/A A : AUTOMATIC T/A	I : GL II : GLX III : CD18 IV : CD20



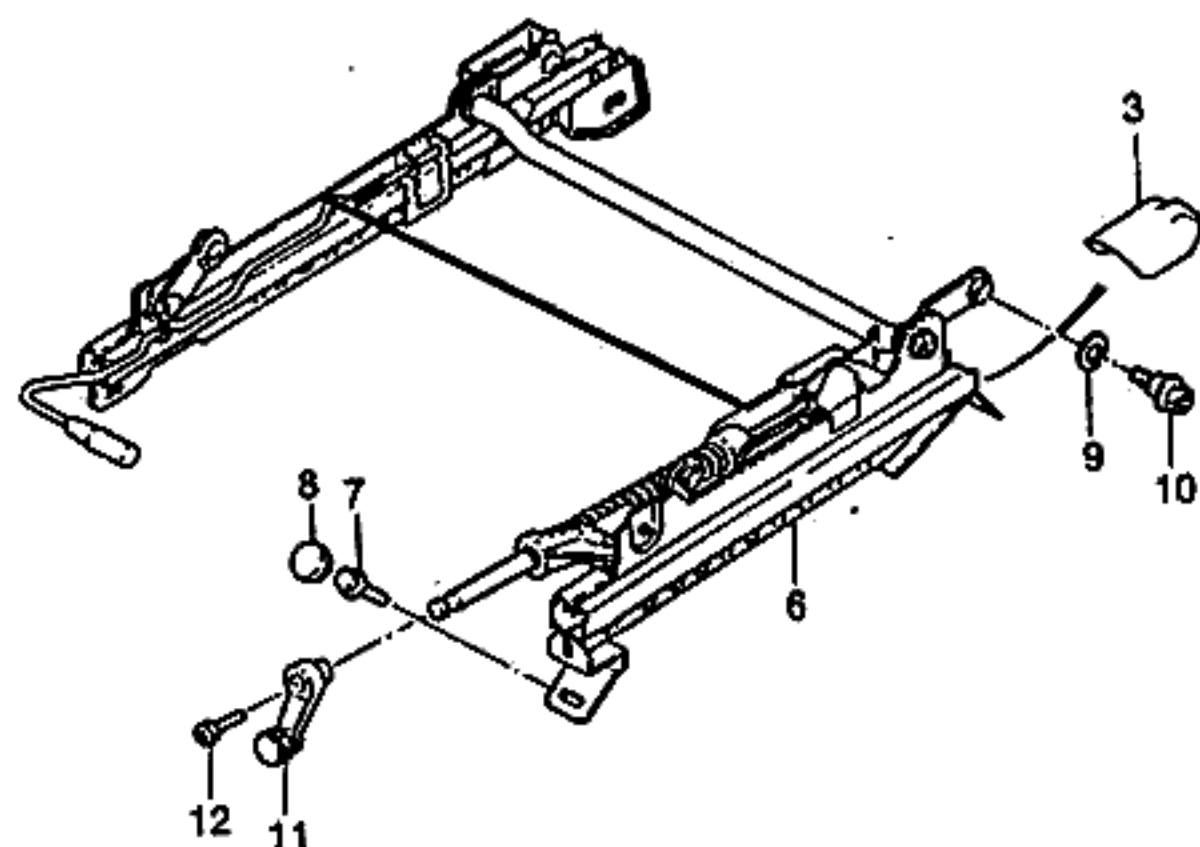
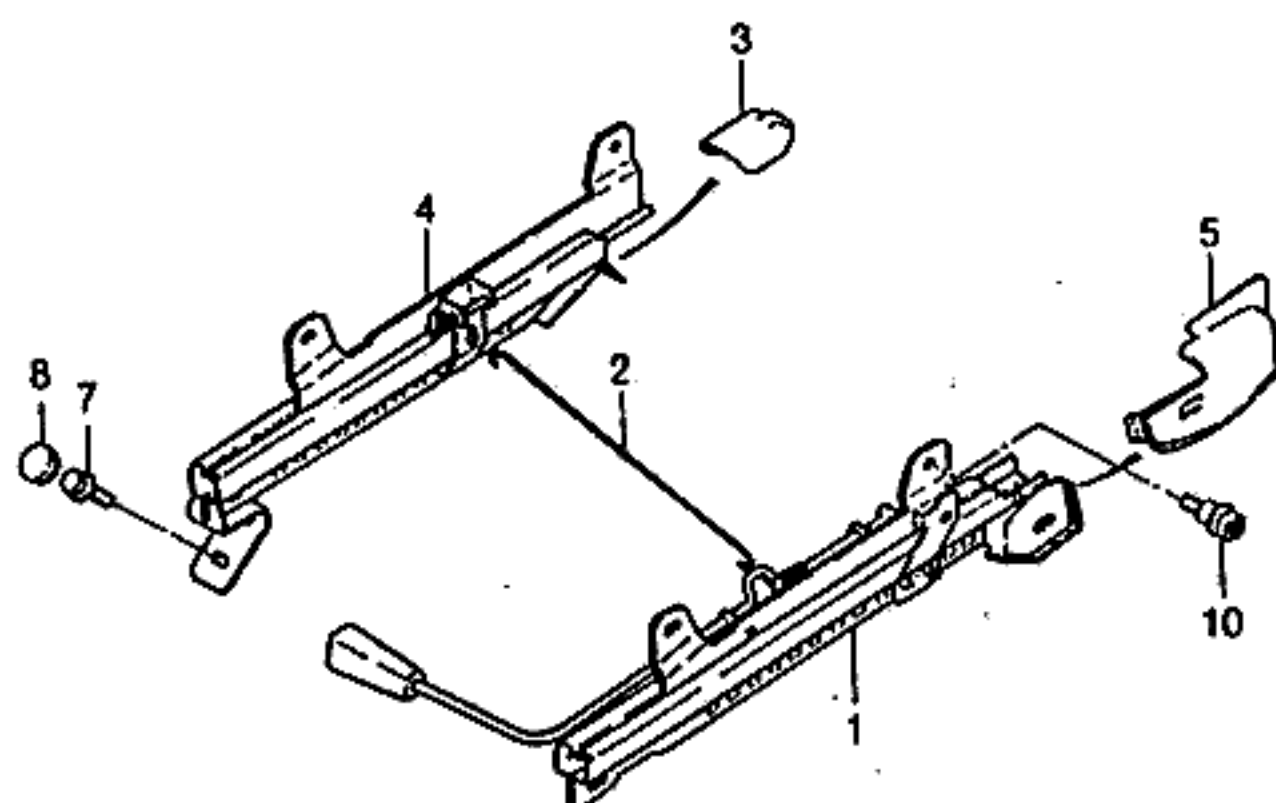


KEY NO.		PART NAME												
I T C	PART NO.	M O D E L						O P T I O N	L / R	Q T Y	E F F E C T I V E D A T E		R E M A R K S	P / C O D E
		B D Y	T / A	L E V E L							F R O M	T O		
				I	II	III	IV							
	90356203	4		A	A	A	A	&AQ6		2		950723		
	N 96215255	4		-	S	S	S	&AQ9		L 1		950724		
	N 96215256	4		-	S	S	S	&AQ9		R 1		950724		
	[09]	(E)FRAME-FRONT SEAT (D)RAHMEN									(F)CADRE (S)ARMADURA			
	96139201	4		S	S	S	S	&AQ8		L 1		950723		
	96139202	4		S	S	S	S	&AQ8		R 1		950723		
	90244045	4		A	A	A	A	&AQ6		2		950723		
	N 96215251	4		-	S	S	S	&AQ9		L 1		950724		
	N 96215252	4		-	S	S	S	&AQ9		R 1		950724		
	[10]	(E)COVER-REGULATOR (D)DECKEL,SITZVERSTELLUNG									(F)COUVERTURE (S)CUBIERTA			
	96207909	4		A	A	A	A	&AQ6		L 1		950723	LH SEAT INNER	
	96207910	4		A	A	A	A	&AQ6		R 1		950723	RH SEAT INNER	
	96207905	4		A	A	A	A	&AQ6		L 1		950723	LH SEAT OUTER	
	96207906	4		A	A	A	A	&AQ6		R 1		950723	RH SEAT OUTER	
	[11]	(E)WHEEL-REGULATOR ADJUST (D)RAD,REGLER EINSTELLUNG									(F)ROUE-AJUSTEUR REGULATEUR (S)RUEDA-AJUSTE DE REGULADOR			
	96169115	4		A	A	A	A	&AQ6		2		950723		
	[12]	(E)CAP-REGULATOR (D)DECKEL,REGLER									(F)CHAPEAU-REGULATEUR (S)TAPA-REGULADOR			
	96167016	4		A	A	A	A	&AQ6		2		950723		
	[14]	(E)COVER-FRT SEAT, OUTER (D)DECKEL									(F)COUVERCLE (S)CUBIERTA			
	96168577	4		S	S	S	S	&AQ8/AQ9		L 1		950723		
	96168579	4		S	S	S	S	&AQ8/AQ9		R 1				
	[15]	(E)COVER-FRT SEAT, RECLINER (D)DECKEL									(F)COUVERCLE (S)CUBIERTA			
	96168589	4		S	S	S	S	&AQ8/AQ9		L 1				
	96168591	4		S	S	S	S	&AQ8/AQ9		R 1				
	[16]	(E)RECLINER A (D)ANPASSUNG									(F)AJUSTAGE (S)REGUIACIÓN			
	96138437	4		S	S	S	S	&AQ8/AQ9		L 1				
	96138438	4		S	S	S	S	&AQ8/AQ9		R 1				
	[17]	(E)GRIP-RECLINER, FRT SEAT (D)GRIFF									(F)POIGNEE (S)ASIDERO			

BDY(BODY)	T/A(TRANSAXLE)	LEVEL(TRIM LEVEL)
4 : 4 DOOR	M : MANUAL T/A A : AUTOMATIC T/A	I : GL II : GLX III : CD18 IV : CD20



KEY NO.		PART NAME												
I T C	PART NO.	M O D E L				O P T I O N	L / R	Q T Y	EFFECTIVE DATE		R E M A R K S	P / C O D E		
		B D Y	T / A	L E V E L					F R O M	T O				
				I	II								III	IV
	96168593	4		S	S	S	S	&AQ8/AQ9	L	1				
	96168595	4		S	S	S	S	&AQ8/AQ9	R	1				
	[18]			(E)	COVER-FRT SEAT, INNER				(F)	COUVERCLE				
				(D)	DECKEL				(S)	CUBIERTA				
	96168581	4		S	S	S	S	&AQ8/AQ9	L	1				
	96168583	4		S	S	S	S	&AQ8/AQ9	R	1				
	[19]			(E)	CAP-COVER FRT SEAT, INNER				(F)	CHAPEAU				
				(D)	DECKEL				(S)	TAPA				
	96168585	4		S	S	S	S	&AQ8/AQ9		2				
	[20]			(E)	BOLT-LOCKING				(F)	BOULON				
				(D)	SCHRAUBE				(S)	PERNO				
	90191333	4		S	S	S		&AQ6		4		950723		
	[21]			(E)	ROLLER-FRONT SEAT				(F)	ROULEAU				
				(D)	ROLLE				(S)	RODILLO				
	90237945	4		S	S	S		&AQ6		4		950723		
	[22]			(E)	WASHER-LOCKING				(F)	RONDELLE-VERROUILLAGE				
				(D)	DICHTUNGSRING, KONTER				(S)	ARANDELA-DE CIERRE				
	S7510001	4		S	S	S		&AQ6		2		950723		
	[23]			(E)	BOLT				(F)	BOULON				
				(D)	SCHRAUBE				(S)	PERNO				
	90191334	4		S	S	S		&AQ6		4		950723		
BDY(BODY)		T/A(TRANSAXLE)							LEVEL(TRIM LEVEL)					
4 : 4 DOOR		M : MANUAL T/A A : AUTOMATIC T/A							I : GL II : GLX III : CD18 IV : CD20					



KEY NO.			PART NAME											P / C O D E
I T C	PART NO.	M O D E L						O P T I O N	L / R	Q T Y	EFFECTIVE DATE		R E M A R K S	
		B D Y	T / A	L E V E L							F R O M	T O		
				I	II	III	IV							
	[01]	(E)RAIL-SEAT GUIDE,INNER (D)SCHIENE,SITZ FÜHRUNG							(F)RAIL-GUIDE (S)RIEL-GUIA DE ASIENTO					
	96194215	4	S	-	-	-	&AQ8-AG4		L	1	950723			
	96193252	4	-	S	S	S	&AQ8/AQ9-AG5		R	1				
	96194164	4	A	A	A	A	&AQ6-AG5		R	1	950723			
	90244035	4	A	A	A	A	&AQ6-AG4		L	1	950723			
	[02]	(E)WIRE-SEAT ADJUSTER (D)VERDRAHTUNG,EINSTELLUNG							(F)CABLE-AJUSTEUR SIEGE (S)ALAMBRE					
	96156450	4	S	S	S	S	&AG4/AG5			2				
	[03]	(E)PIECE-SEAT ADJUSTMENT END (D)TEIL,END							(F)PIECE (S)PIEZA					
	96135433	4	S	S	S	S	-AQ6			2				
	90237974	4	A	A	A	A	&AQ6			2	950723			
	[04]	(E)RAIL-SEAT GUIDE,OUTER (D)SCHIENE,SITZ FÜHRUNG							(F)RAIL-GUIDE (S)RIEL-GUIA DE ASIENTO					
	96194217	4	S	-	-	-	&AQ8-AG4		L	1	950723			
	96193254	4	-	S	S	S	&AQ8/AQ9-AG5		R	1				
	96194168	4	A	A	A	A	&AQ6-AG5		R	1	950723			
	90244037	4	A	A	A	A	&AQ6-AG4		L	1	950723			
	[05]	(E)MOLDING-GUIDE RAIL,INNER (D)PRETEIL,FÜHRUNGSRILLE							(F)MOULURE (S)MOLDURA-RIEL DE GUIA					
	96165004	4	S	S	S	S	-AQ6		L	1				
	90208811	4	A	A	A	A	&AQ6		L	1	950723			
	96165006	4	S	S	S	S	-AQ6		R	1				
	90208812	4	A	A	A	A	&AQ6		R	1	950723			
	[06]	(E)GUIDE RAIL A-HEIGHT ADJUS (D)EINSTELLVORRICHTUNG,HÖHE							(F)AJUSTEUR-HAUTEUR (S)AJUSTADOR-ALTURA					
	96194173	4	-	S	S	S	&AG4-AQ6		L	1				
	90185617	4	A	A	A	A	&AG4&AQ6		L	1	950723			
	[07]	(E)SCREW (D)SCHRAUBE							(F)VIS (S)TORNILLO					
	90196045	4	S	S	S	S				8				

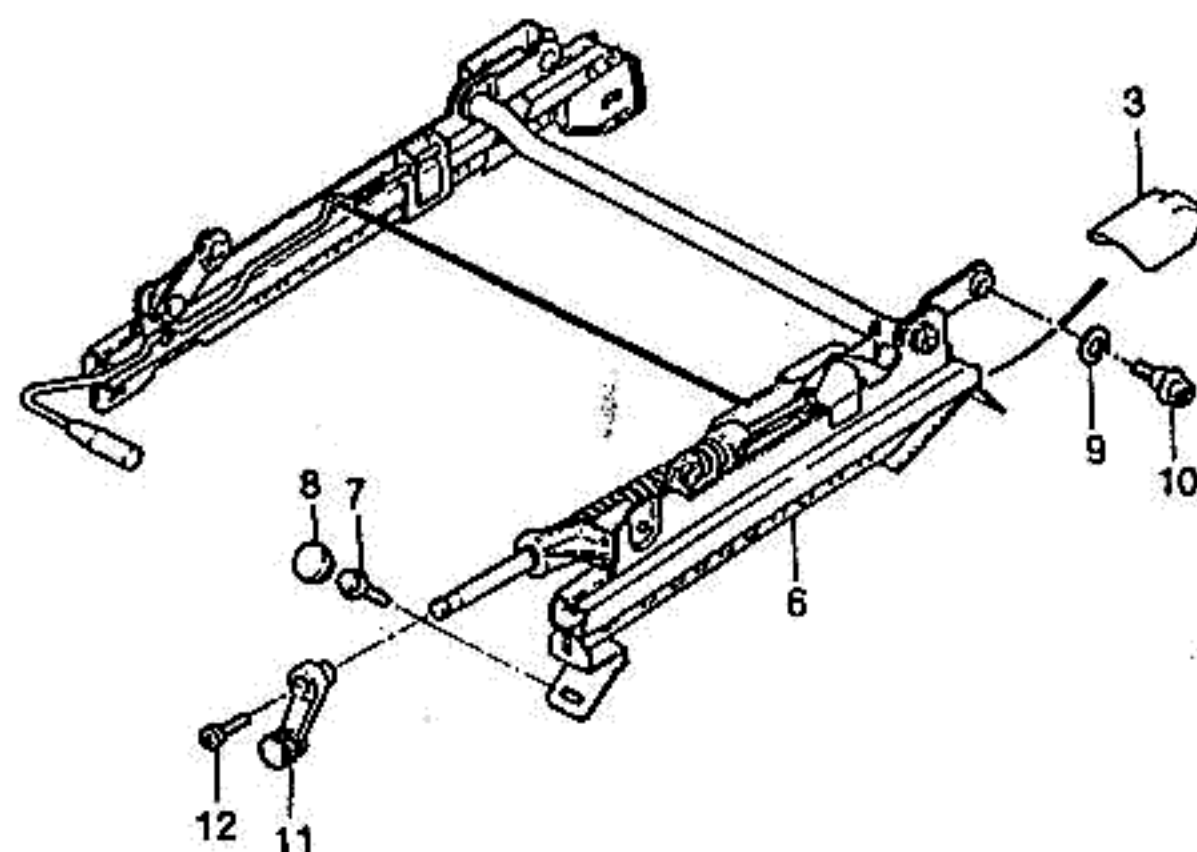
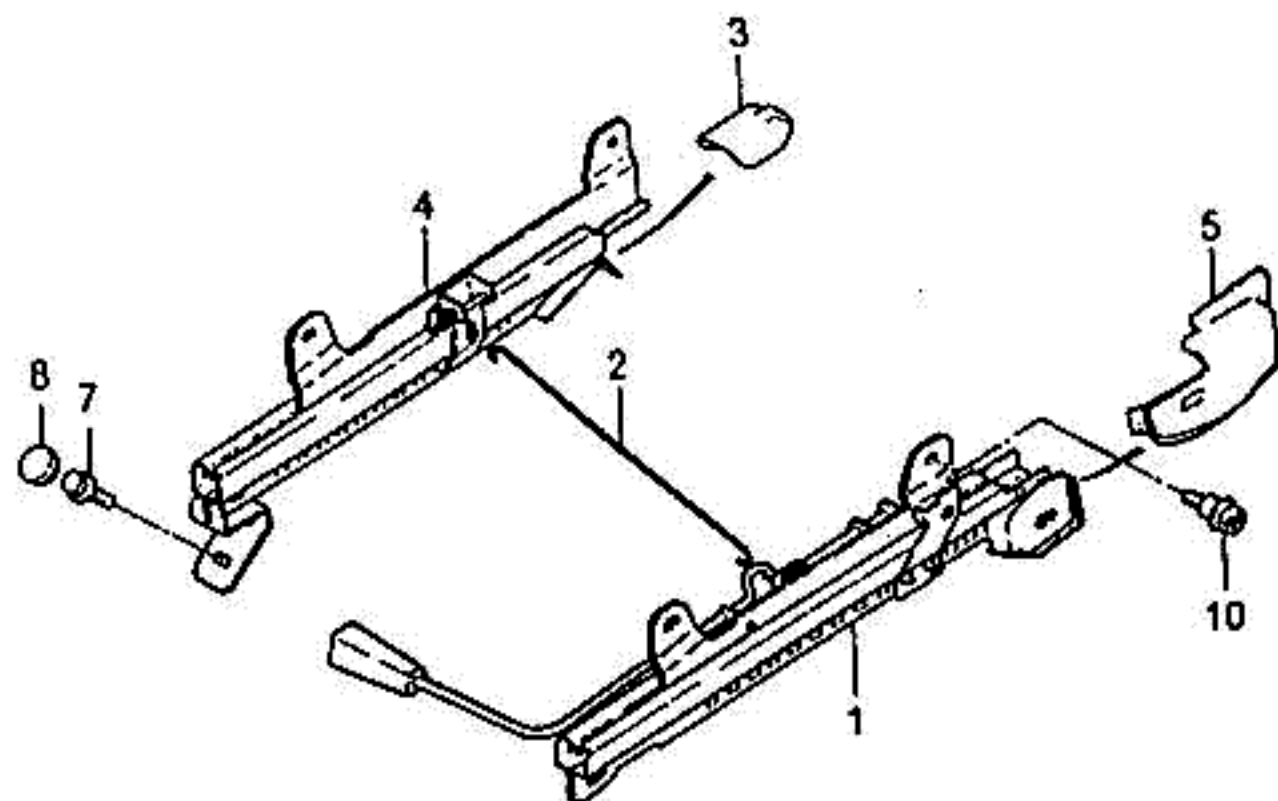
BDY(BODY)

T/A(TRANSAXLE)

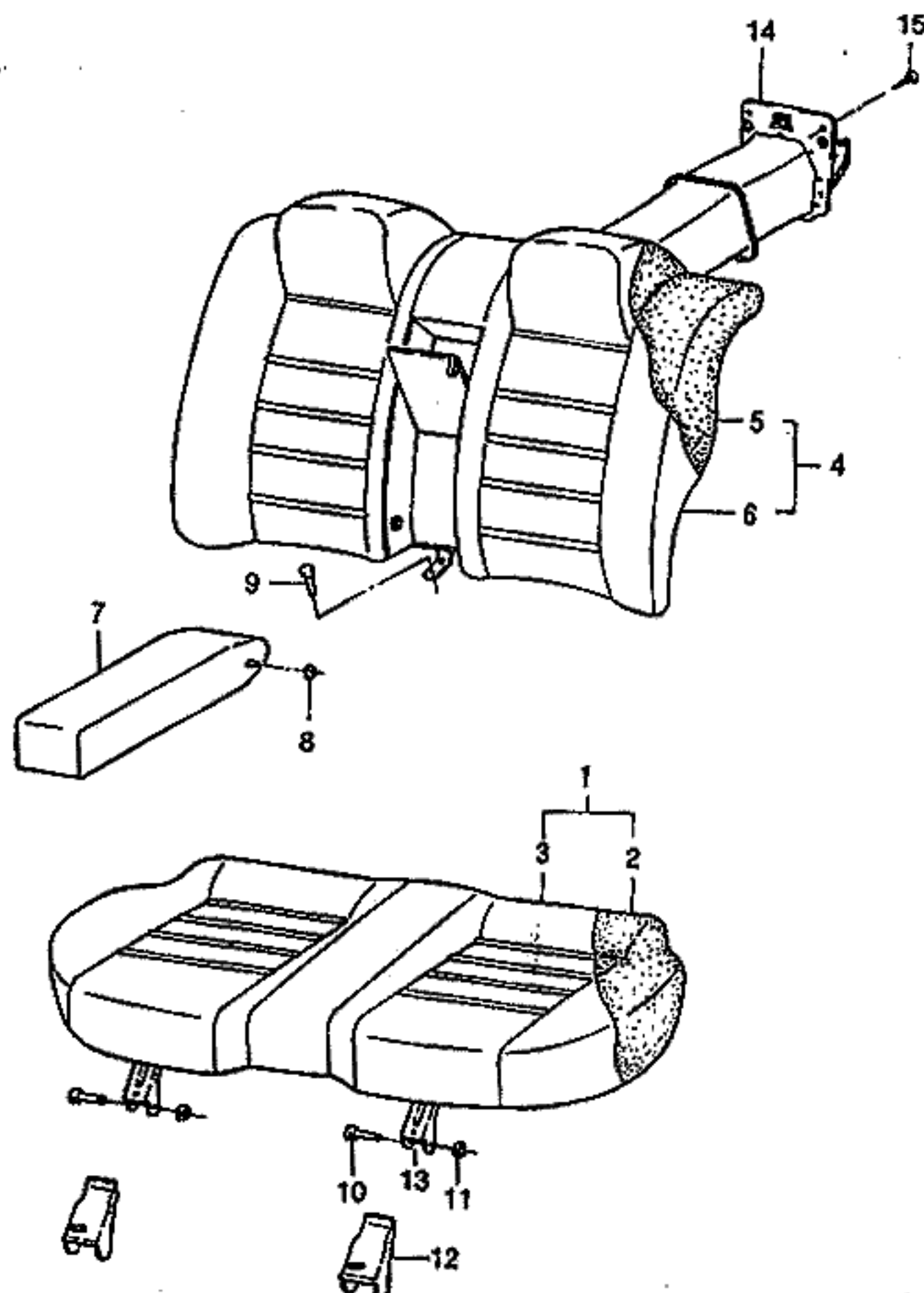
LEVEL(TRIM LEVEL)

4 : 4 DOOR

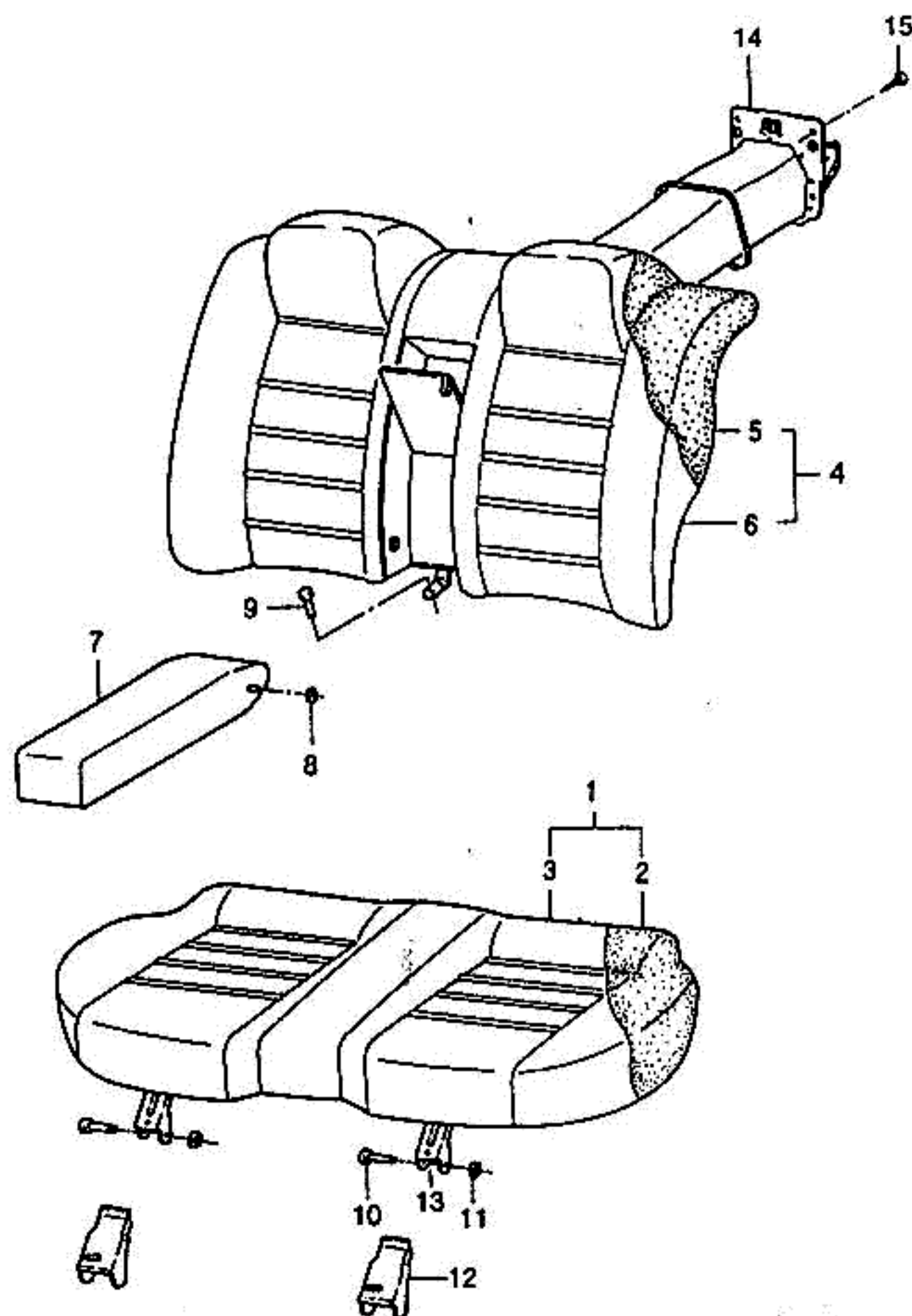
M : MANUAL T/A
A : AUTOMATIC T/AI : GL
II : GLX
III : CD18
IV : CD20



KEY NO.		PART NAME												
I T C	PART NO.	M O D E L				O P T I O N	L / R	Q T Y	EFFECTIVE DATE		R E M A R K S	P / C O D E		
		B D Y	T / A	L E V E L					F R O M	T O				
				I	II								III	IV
	[08] 90237975	(E)COVER-SCREW (D)DECKEL,SCHRAUBE 4		S	S	S	S		(F)COUVERCLE-VIS (S)CUBIERTA-TORNILLO 2					
	[09] 11088731	(E)WASHER-TENSION (D)DICHTUNGSRING,SPANNUNG 4		-	S	S	S	&AG4/AG5	(F)RONDELLE-TENSION (S)ARANDELA-TENSION 8		15x25x0.3			
	[10] 90191417	(E)SCREW (D)SCHRAUBE 4		-	S	S	S	&AG4/AG5	(F)VIS (S)TORNILLO 8					
	[11] 90244011	(E)CRANK-HEIGHT ADJUSTER (D)KURBEL,HÖHE-EINSTELLUNG 4		-	S	S	S	&AG4/AG5	(F)MANIVELLE-AJUSTEUR (S)MANIVELA-AJUSTE DE ALTURA 2					
	[12] 11052050	(E)SCREW (D)SCHRAUBE 4		-	S	S	S	&AG4/AG5	(F)VIS (S)TORNILLO 1		M5x12			
BDY(BODY)		T/A(TRANSAXLE)							LEVEL(TRIM LEVEL)					
4 : 4 DOOR		M : MANUAL T/A A : AUTOMATIC T/A							I : GL II : GLX III : CD18 IV : CD20					

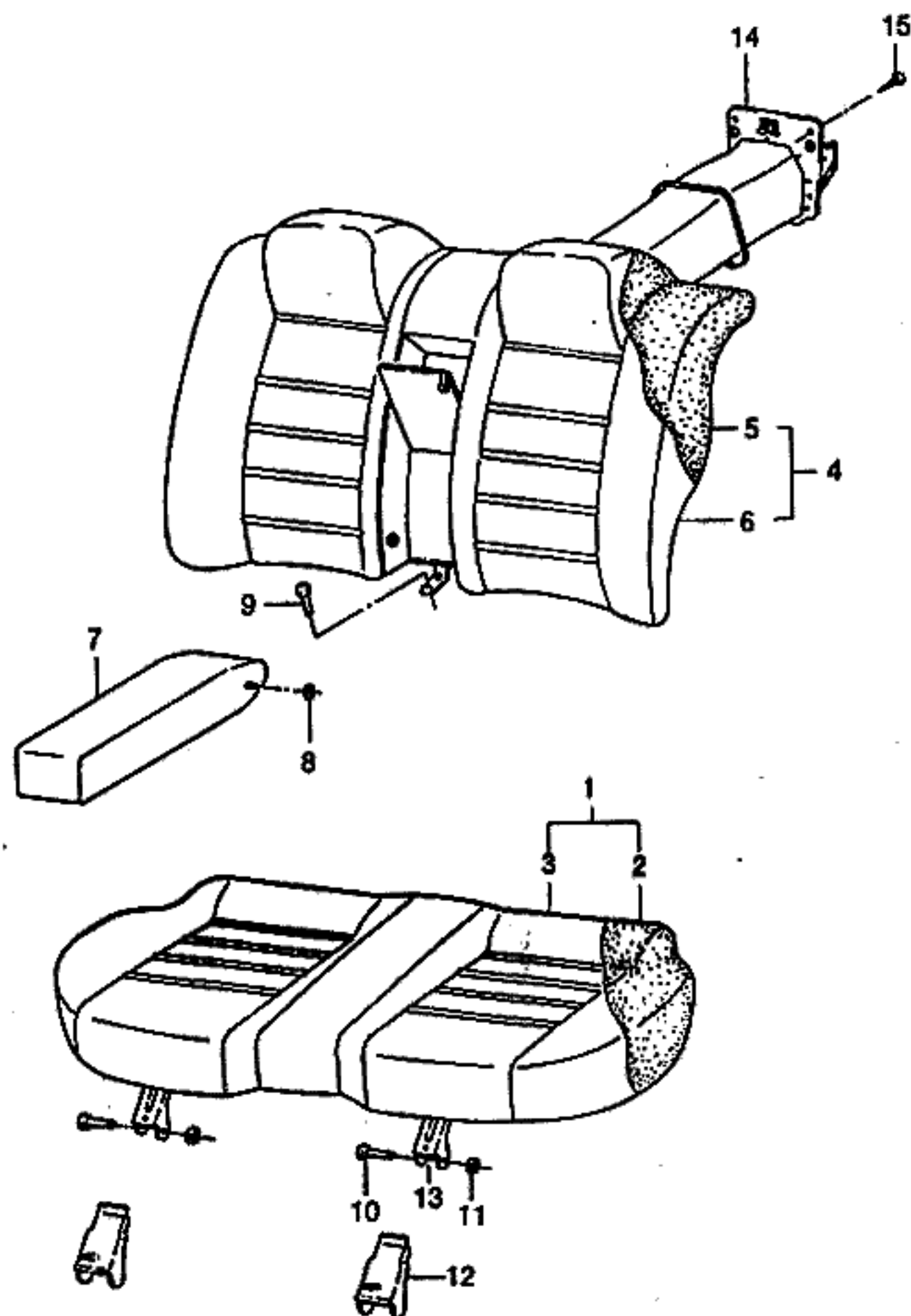


KEY NO.		PART NAME										
I T C	PART NO.	MODEL				OPTION	L / R	Q T Y	EFFECTIVE DATE		REMARKS	P / C O D E
		B D Y	T / A	LEVEL					FROM	TO		
				I	II							
	[01]	(E)SEAT-REAR (D)SITZ,HINTER						(F)SIEGE-ARRIERE (S)ASIENTO-TRASERO				
	96191003	4		S S S S	&W6J		1	950408			SC	
Y	96215240	4		S S S S	&W6J&AQ9		1	950408 950723			NY	
N	96222925	4		- S S S	&W6J&AQ9		1	950724			SV	
	96207947	4		A A - -	&W6E		1	950723			SH	
N	96223726	4		- A - -	&W6E&AQ9		1	950724			UW	
	96212566	4		- - A A	&W6M		1	950723			QM	
N	96225357	4		- - A A	&W6M&AQ9		1	950724			IL	
	96161863	4		- - - A	&W6K		1				CE	
	[02]	(E)PAD-REAR SEAT (D)UNTERLAG						(F)PATIN (S)COJIN				
	96139459	4		S S S S			1					
	[03]	(E)COVERING-REAR SEAT (D)RAHMEN						(F)CADRE (S)ARMADURA				
	96207915	4		S S S S	&W6J		1	950723				
N	96223267	4		- S S S	&AQ9&W6J		1	950724				
	96214507	4		- A - -	&W6E		1	950723				
N	96222196	4		- A - -	&AQ9&W6E		1	950724				
	96214508	4		- - A A	&W6M		1	950723				
N	96225088	4		- - A A	&AQ9&W6M		1	950724				
	[04]	(E)BACK-REAR SEAT (D)HINTEN,HINTERSITZ						(F)ARRIERE-SIEGE ARRIERE (S)RESPALDO-ASIENTO TRASERO				
	96194206	4		S S S S	&W6J-AP5		1	950408		WO/ARM REST PW		
Y	96215242	4		S S S S	&W6J-AP5&AQ9		1	950408 950723		WO/ARM REST NZ		
	96215249	4		- A A A	&W6J&AP5		1	950408 950723		WO/SKI SLEEVES I		
N	96222927	4		- S S S	&W6J&AP5&AQ9		1	950724		WO/SKI SLEEVES W		
	96210978	4		A A A A	&W6J&AM2		1	950723		W/SKI SLEEVE QF		
	96219188	4		- A A A	&W6J&AM2&AQ9		1	950408 950723		W/SKI SLEEVE JV		
N	96222929	4		- A A A	&W6J&AM2&AQ9		1	950724		W/SKI SLEEVE SX		
	96191006	4		A A - -	&W6E&AM2		1	950723		W/SKI SLEEVE SE		
N	96223728	4		- A - -	&W6E&AM2&AQ9		1	950724		W/SKI SLEEVE UY		
BDY(BODY)		T/A(TRANSAXLE)					LEVEL(TRIM LEVEL)					
4 : 4 DOOR		M : MANUAL T/A A : AUTOMATIC T/A					I : GL II : GLX III : CD18 IV : CD20					

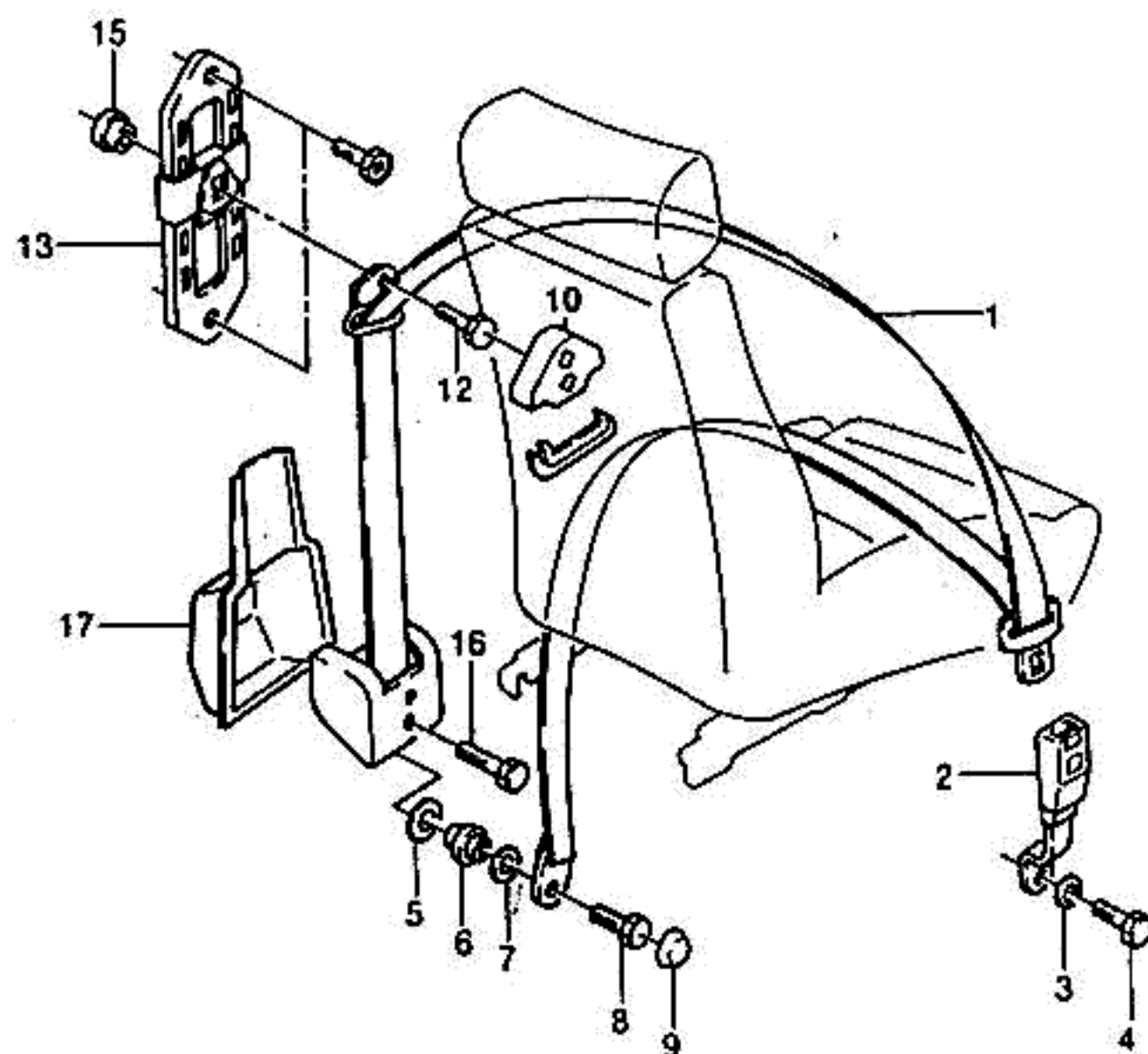


KEY NO.		PART NAME												
I T C	PART NO.	M O D E L				O P T I O N	L / R	Q T Y	EFFECTIVE DATE		R E M A R K S	P / C O D E		
		B D Y	T / A	L E V E L					F R O M	T O				
				I	II								III	IV
	96222210	4	-	A	-	-	&W6E&AP5&AQ9	1	950724		WO/SKI SLEEVE	JL		
	96212569	4	-	-	A	A	&W6M&AM2	1	950723		WISKI SLEEVE	QN		
N	96225359	4	-	-	A	A	&W6M&AM2&AQ9	1	950724		WISKI SLEEVE	IM		
	96225360	4	-	-	A	A	&W6M&AP5&AQ9	1	950724		WO/SKI SLEEVE	BN		
	96161865	4	-	-	-	A	&W6K-AP5	1			WO/ARM REST	BE		
	[05]	(E)PAD-REAR SEAT BACK (D)UNTERLAG						(F)PATIN (S)COJIN						
	96139460	4	A	A	A	A	&AM2&EEC	1			WISKI SLEEVE			
	[06]	(E)COVERING-REAR SEAT BACK (D)DECKEL						(F)COUVERTURE (S)CUBIERTA						
	96207916	4	S	S	S	S	&W6J-AP5	1	950723		WO/ARMREST			
	96215250	4	A	A	A	A	&AP5&W6J-AM2	1	950408 950723		WO/SKI SLEEVE			
N	96223273	4	-	S	S	S	&AP5&AQ9&W6J	1	950724		WO/SKI SLEEVE			
	96210995	4	A	A	A	A	&AM2&W6J	1	950723		WISKI SLEEVE			
N	96223272	4	-	A	A	A	&AQ9&W6J	1	950724		WISKI SLEEVE			
	96207917	4	-	A	-	-	&AM2&W6E	1	950723		WISKI SLEEVE			
N	96222201	4	-	A	-	-	&AQ9&W6E&AM2	1	950724		WISKI SLEEVE			
	96224598	4	-	A	-	-	&AP5&AQ9&W6E-AM	1			WO/SKI SLEEVE			
	96214509	4	-	-	A	A	&AP5&W6M&AM2	1	950723		WISKI SLEEVE			
N	96225089	4	-	-	A	A	&AP5&W6M&AM2	1	950724		WISKI SLEEVE			
	96225090	4	-	-	A	A	&AP5&W6M-AM2	1	950724		WO/SKI SLEEVE			
	[07]	(E)ARMREST-REAR SEAT BACK (D)ARMLEHNE						(F)APPUI-BRAS (S)APOYABRAZOS						
	S7540008	4	A	A	A	A	&AP5&W6J	1			WISKI SLEEVE			
	S7540005	4	-	A	-	-	&AP5&W6E	1			WISKI SLEEVE			
	S7540006	4	-	-	A	A	&AP5&W6M	1			WISKI SLEEVE			
	[08]	(E)WASHER (D)DICHTUNGSRING						(F)RONDELLE (S)ARANDELA						
	S7540003	4	A	A	A	A		2			WISKI SLEEVE			
	[09]	(E)SCREW (D)SCHRAUBE						(F)VIS (S)TORNILLO						
	90306777	4	S	S	S	S	&A88.	1						

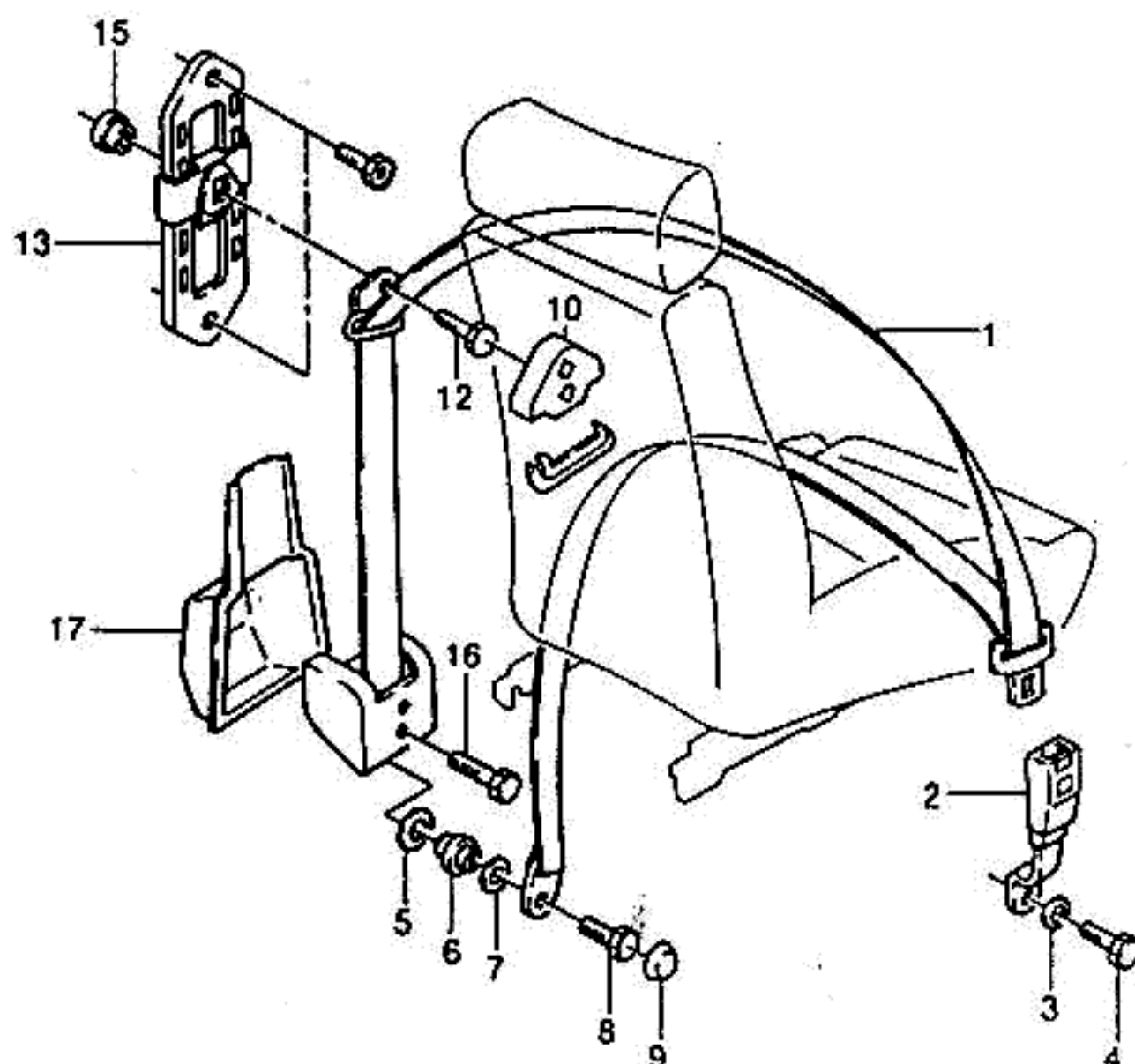
BDY(BODY)	T/A(TRANSAXLE)	LEVEL(TRIM LEVEL)
4 : 4 DOOR	M : MANUAL T/A A : AUTOMATIC T/A	I : GL II : GLX III : CD18 IV : CD20



KEY NO.		PART NAME										
I T C	PART NO.	M O D E L				O P T I O N	L / R	Q T Y	EFFECTIVE DATE		R E M A R K S	P / C O D E
		B D Y	T / A	L E V E L					F R O M	T O		
				I	II							
	[10] 08975592	(E)PIN-HINGE (D)STIFT,BESCHLAG 4		S	S	S	S	&A88.		(F)BROCHE-CHARNIERE (S)PASADOR-BISAGRA 2		
	[11] 11072042	(E)WASHER-LOCKING (D)DICHTUNGSRING,KONTER 4		S	S	S	S	&A88.		(F)RONDELLE-VERROUILLAGE (S)ARANDELA-DE CIERRE 2		
	[12] 96168875	(E)COVER-HINGE (D)DECKEL,BESCHLAG 4		S	S	S	S	&A88.		(F)COUVERCLE-CHARNIERE (S)CUBIERTA-BISAGRA 2		
	[13] 08975598	(E)HINGE-REAR SEAT (D)BESCHLAG,HINTERER SITZ 4		S	S	S	S			(F)CHARNIERE-SIEGE ARRIERE (S)BISAGRA-ASIENTO TRASERO 2		
	[14] 96192977	(E)BOX-SKI SLEEVE (D)HÜLSE 4		A	A	A	A			(F)CHEMISE (S)MANGA 1	WISKI SLEEVE	
	[15] S7540004	(E)SCREW (D)SCHRAUBE 4		A	A	A	A			(F)VIS (S)TORNILLO 4	WISKI SLEEVE	
BDY(BODY)		T/A(TRANSAXLE)							LEVEL(TRIM LEVEL)			
4 : 4 DOOR		M : MANUAL T/A A : AUTOMATIC T/A							I : GL II : GLX III : CD18 IV : CD20			



KEY NO.		PART NAME												
I T C	PART NO.	M O D E L						O P T I O N	L / R	Q / T / Y	EFFECTIVE DATE		R E M A R K S	P / C O D E
		B D Y	T / A	L E V E L							F R O M	T O		
				I	II	III	IV							
	[01]	(E)BELT A-FRONT SEAT (D)SICHERHEITSGURT									(F)CEINTURE-SIEGE AVANT (S)CINTURON-ASIENTO			
	96211380	4		S	S	S	S	-XWE/XAT/SGS		L	1			VC
	96211381	4		S	S	S	S	-XWE/XAT/SGS		R	1			VD
	96158620	4		A	A	A	A	&EEC/XHK/XRA/2GO		L	1			VA
	96158621	4		A	A	A	A	&EEC/XHK/XRA/2GO		R	1			VB
	96165731	4		A	A	A	A	&SGS		L	1			NJ
	96165730	4		A	A	A	A	&SGS		R	1			OJ
	[02]	(E)BUCKLE-FRONT SEAT BELT (D)SCHNALLE,SICHERHEITSGURT									(F)BOUCLE-CEINTURE SIEGE (S)HEBILLA-CINTURON			
	96206529	4		A	A	A	A	-SEC		L	1			
	96206530	4		A	A	A	A	-SEC		R	1			
	96169984	4		S	S	S	S	&SEC		L	1	950723		
Y	96206531	4		S	S	S	S	&SEC		L	1	950724		
	96169983	4		S	S	S	S	&SEC		R	1	950723		
Y	96206530	4		S	S	S	S	&SEC		R	1	950724		
	[03]	(E)WASHER-SPRING (D)DICHTUNGSRING,FEDERUNG									(F)RONDELLE-RESSORT (S)ARANDELA-RESORTE			
	11088281	4		S	S	S	S				2			
	[04]	(E)SCREW (D)SCHRAUBE									(F)VIS (S)TORNILLO			
	96166367	4		S	S	S	S				2			
	[05]	(E)WASHER (D)DICHTUNGSRING									(F)RONDELLE (S)ARANDELA			
	90244533	4		S	S	S	S				2			
	[06]	(E)SLEEVE-BELT GUIDE SPACER (D)HÜLSE									(F)CHEMISE (S)MANGA			
	90046359	4		S	S	S	S				2			
	[07]	(E)WASHER-TENSION (D)DICHTUNGSRING,SPANNUNG									(F)RONDELLE-TENSION (S)ARANDELA-TENSION			
	11055502	4		S	S	S	S				2			
	[08]	(E)SCREW (D)SCHRAUBE									(F)VIS (S)TORNILLO			
BDY(BODY)		T/A(TRANSAXLE)								LEVEL(TRIM LEVEL)				
4 : 4 DOOR		M : MANUAL T/A A : AUTOMATIC T/A								I : GL II : GLX III : CD18 IV : CD20				



KEY NO.		PART NAME												
I T C	PART NO.	M O D E L						O P T I O N	L / R	Q T Y	E F F E C T I V E D A T E		R E M A R K S	P / C O D E
		B D Y	T / A	L E V E L							F R O M	T O		
				I	II	III	IV							
	09288604 [09]	4		S	S	S	S			2			7/16	
				(E)CAP-SCREW						(F)CHAPEAU-VIS				
				(D)SCHRAUBEDECKEL						(S)TAPA-TORNILLO				
	90244486 [10]	4		S	S	S	S			2				
				(E)CAP-GUIDE PULLEY						(F)CHAPEAU-POULIE GUIDE				
				(D)DECKEL,FÜHRUNGSROLLE						(S)TAPA-POLEA DE GUIA				
	96158047	4		S	S	S	S	-EEC/2G0		2			PART NO. CR	DF
	90317118 [12]	4		A	A	A	A	&EEC/2G0		2				EF
				(E)SCREW						(F)VIS				
				(D)SCHRAUBE						(S)TORNILLO				
	09288604 [13]	4		S	S	S	S			2			7/16	
				(E)ADJUSTER A-SEAT BELT HEIG						(F)AJUSTEUR-HAUTEUR				
				(D)EINSTELLVORRICHTUNG						(S)AJUSTADOR-ALTURA				
	90337112 [15]	4		S	S	S	S			2				
				(E)SPACER						(F)ENTRETOISE				
				(D)DISTANZSTÜCK						(S)ESPACIADOR				
	90320054 [16]	4		S	S	S	S			2				
				(E)SCREW						(F)VIS				
				(D)SCHRAUBE						(S)TORNILLO				
	09288602 [17]	4		S	S	S	S			2			7/16	
				(E)INSULATION-B PILLAR						(F)ISOLATION-B PILIER				
				(D)ISOLIERUNG B SÄULE						(S)AISLAMIENTO-PILAR B				
	96119486	4		S	S	S	S			L 1				
	96119487	4		S	S	S	S			R 1				

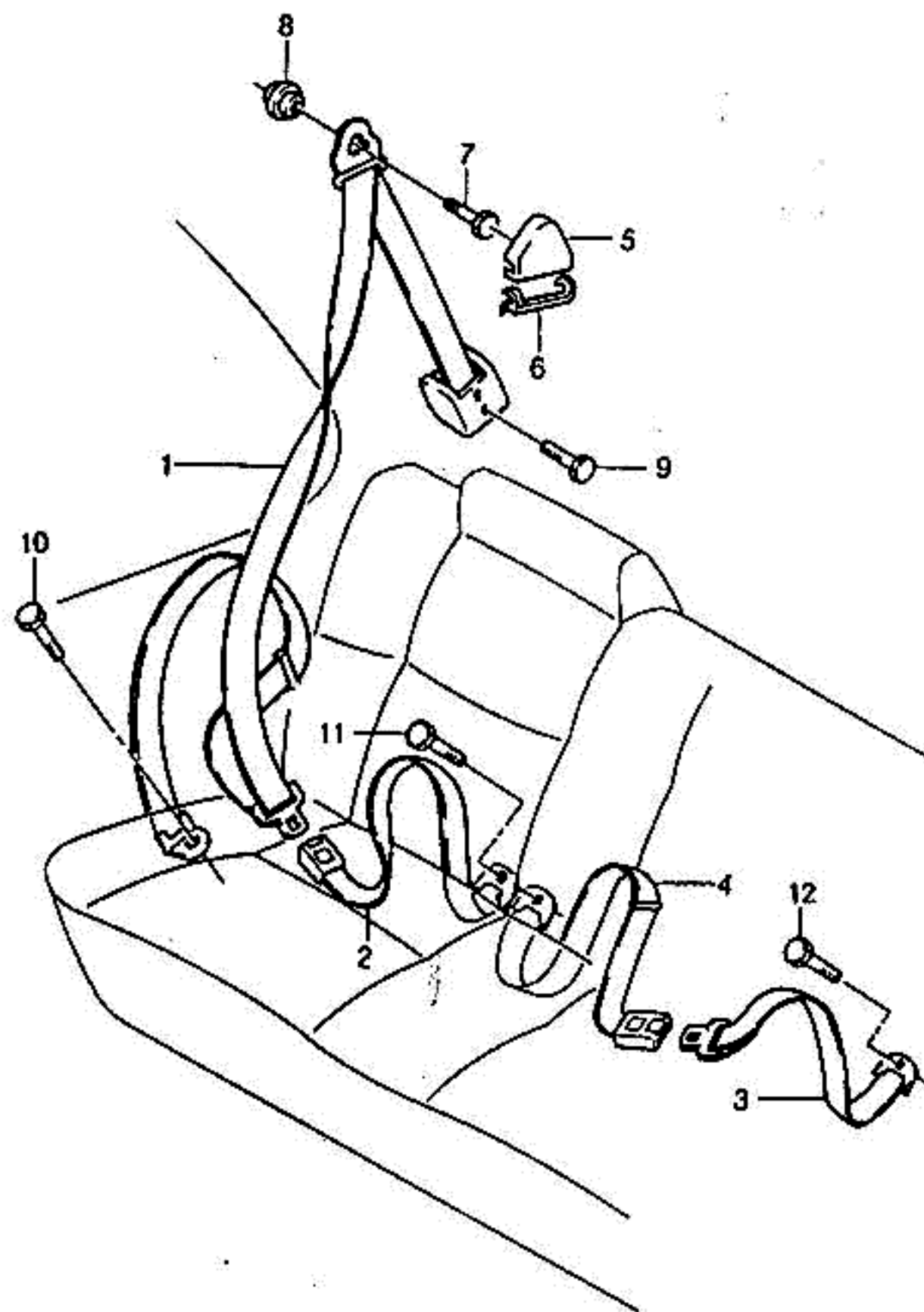
BDY(BODY)

T/A(TRANSAXLE)

LEVEL(TRIM LEVEL)

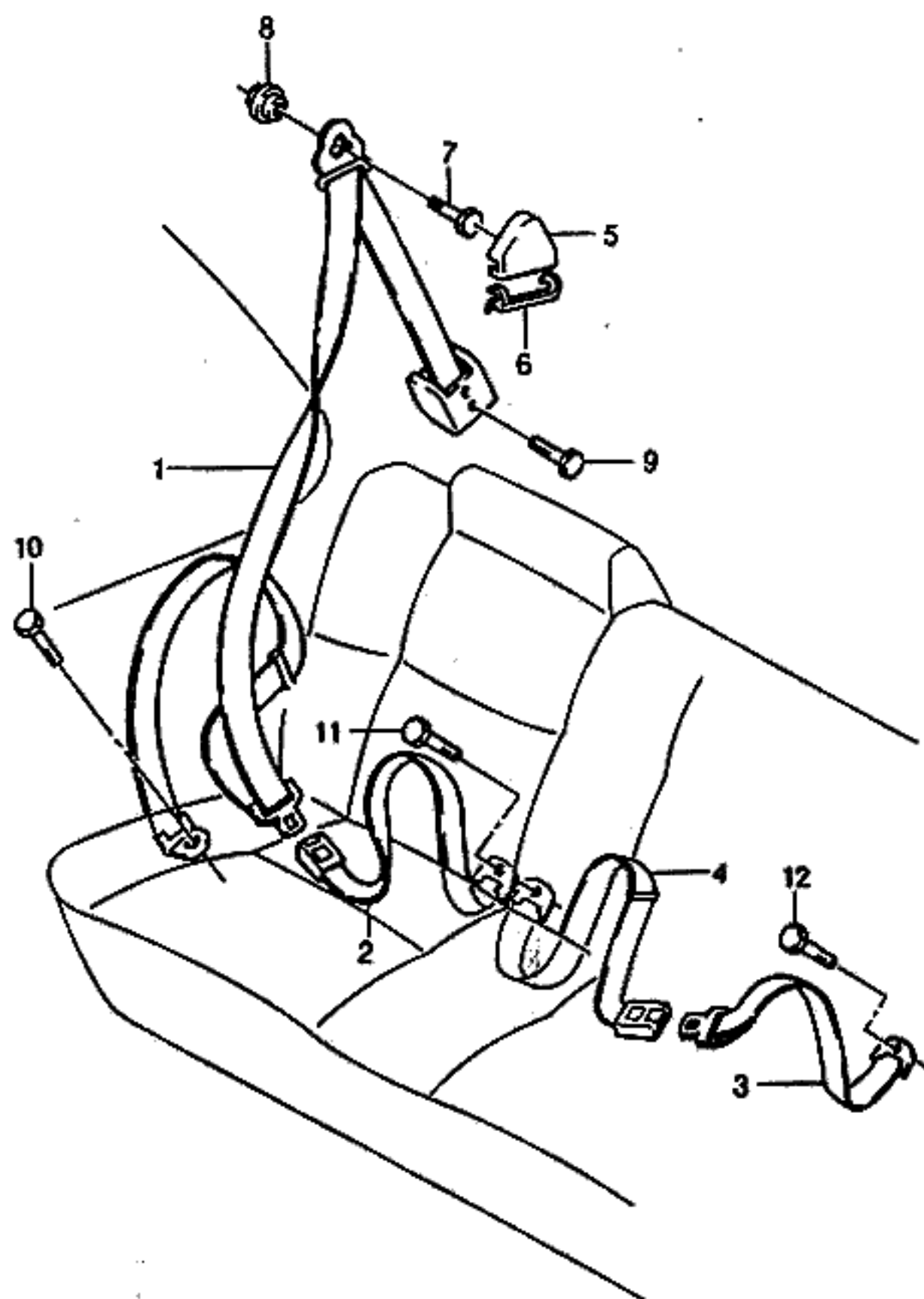
4 : 4 DOOR

M : MANUAL T/A
A : AUTOMATIC T/AI : GL
II : GLX
III : CD18
IV : CD20

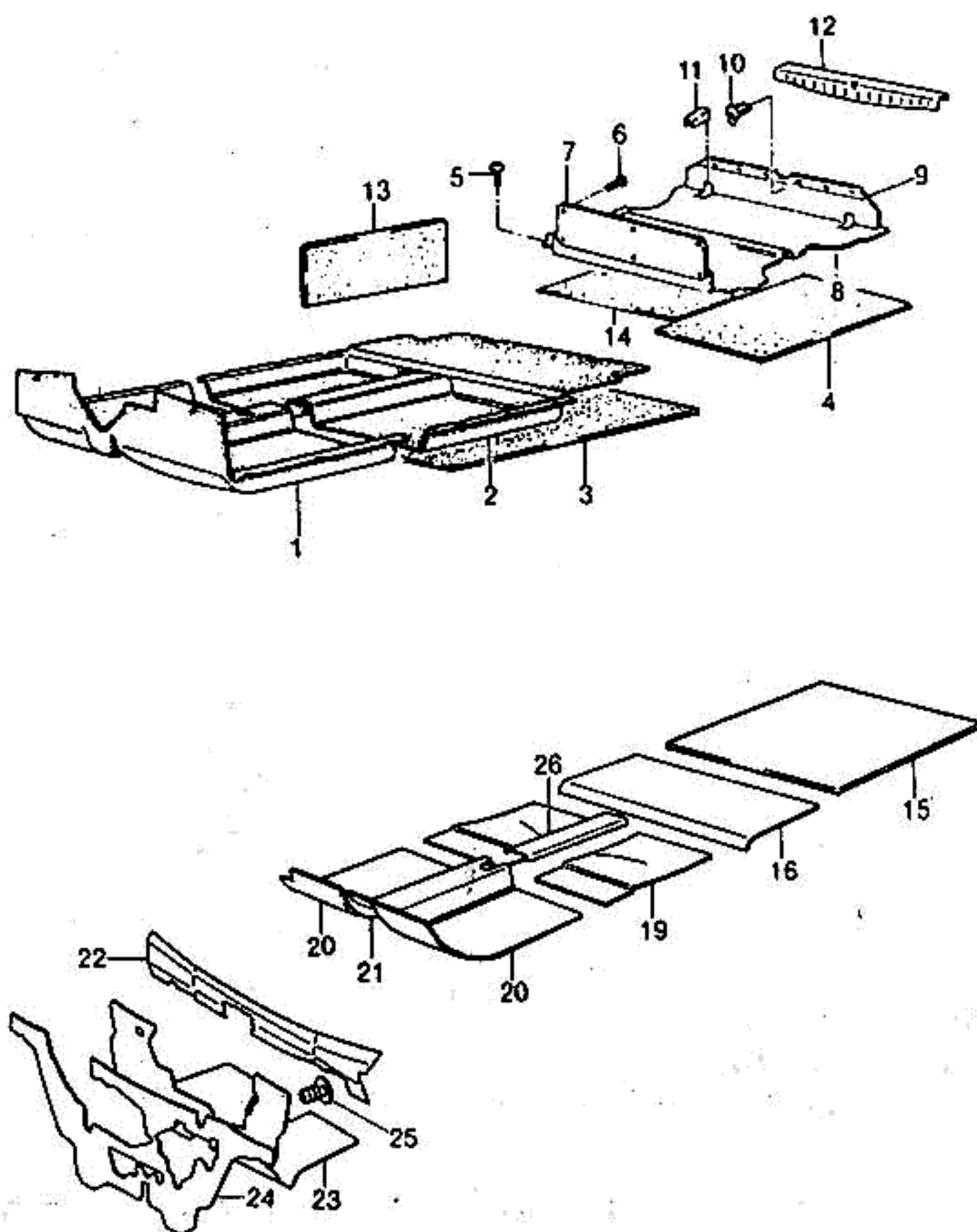


KEY NO.		PART NAME												
I T C	PART NO.	M O D E L						O P T I O N	L / R	Q T Y	E F F E C T I V E D A T E		R E M A R K S	P / C O D E
		B D Y	T / A	L E V E L							F R O M	T O		
				I	II	III	IV							
	[01]	(E)BELT A-REAR SEAT (D)SICHERHEITSGURT									(F)CEINTURE-SIEGE ARRIERE (S)CINTURON-ASIENTO TRASERO			
	96211382	4		S	S	S	S	-XWE/SGS		L	1			VJ
	96211383	4		S	S	S	S	-XWE/SGS		R	1			VK
	96158622	4		A	A	A	A	&AK9&XWE.		L	1			VH
	96158623	4		A	A	A	A	&AK9&XWE.		R	1			VI
	96162339	4		A	A	A	A	&SGS		L	1			
	96162340	4		A	A	A	A	&SGS		R	1			
	[02]	(E)BUCKLE-REAR SEAT BELT (D)SCHNALLE,SICHERHEITSGURT									(F)BOUCLE-CEINTURE SIEGE (S)HEBILLA-CINTURON DE ATRAS			
	96169986	4		S	S	S	S	&SEC/XAT			2			XF
	96178565	4		A	A	A	A	&SGS			2			BE
	[03]	(E)BELT-REAR SEAT PELVIS,CTR (D)SCHOBGURT MITTE									(F)CEINTURE-PELVIS CENTRE (S)CINTURON-CENTRO PELVIS			
	96158627	4		S	S	S	S	&SEC&W1V			1			IM
	96162331	4		A	A	A	A	&SGS&W1V			1			GH
	[04]	(E)BUCKLE-REAR SEAT BELT,CTR (D)SCHNALLE,SICHERHEITSGURT									(F)BOUCLE-CEINTURE SIEGE (S)HEBILLA-CINTURON			
	96169985	4		S	S	S	S	&SEC/XAT&W1V			1			XG
	96178567	4		A	A	A	A	&SGS&W1V			2			BF
	[05]	(E)CAP-PULLEY GUIDE (D)DECKEL,ROLLE-FÜHRUNG									(F)CHAPEAU-GUIDE POULIE (S)TAPA-GUIA DE POLEA			
	96191801	4		S	S	S	S	&AK9-XWE.			2			MF
	96211233	4		A	A	A	A	&AK9-XWE.			2			XF
	[06]	(E)GUIDE-SEAT BELT (D)FÜHRUNG,SICHERHEITSGURT									(F)GUIDE (S)GUIA-CINTURON			
	96168083	4		S	S	S	S	&AK9			2			
	[07]	(E)SCREW (D)SCHRAUBE									(F)VIS (S)TORNILLO			
	09288604	4		S	S	S	S				2		7/16	
	[08]	(E)SPACER-BELT GUIDE SLEEVE (D)HÜLSE									(F)CHEMISE (S)MANGA			
	90046359	4		S	S	S	S				2			

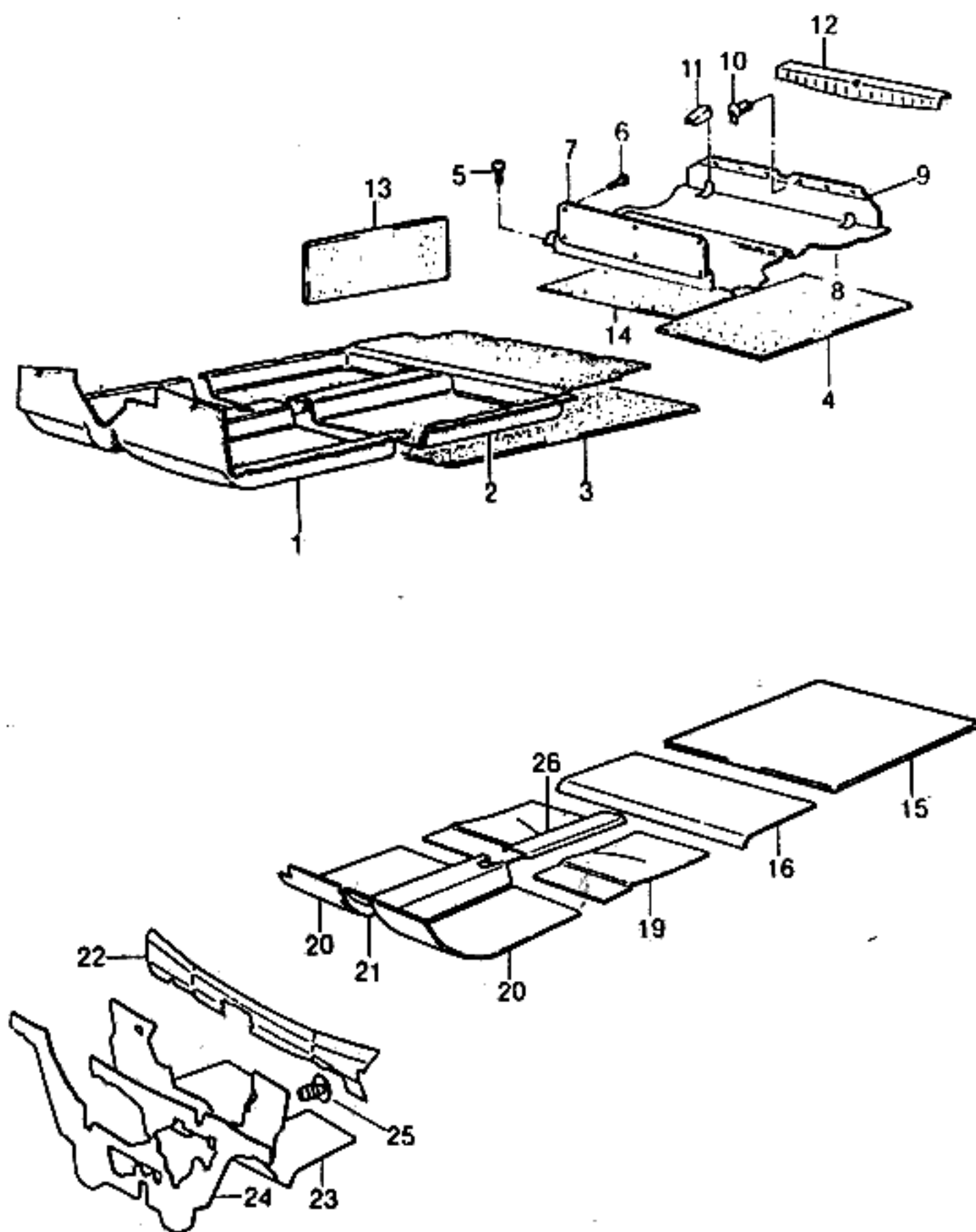
BDY(BODY)	T/A(TRANSAXLE)	LEVEL(TRIM LEVEL)
4 : 4 DOOR	M : MANUAL T/A A : AUTOMATIC T/A	I : GL II : GLX III : CD18 IV : CD20



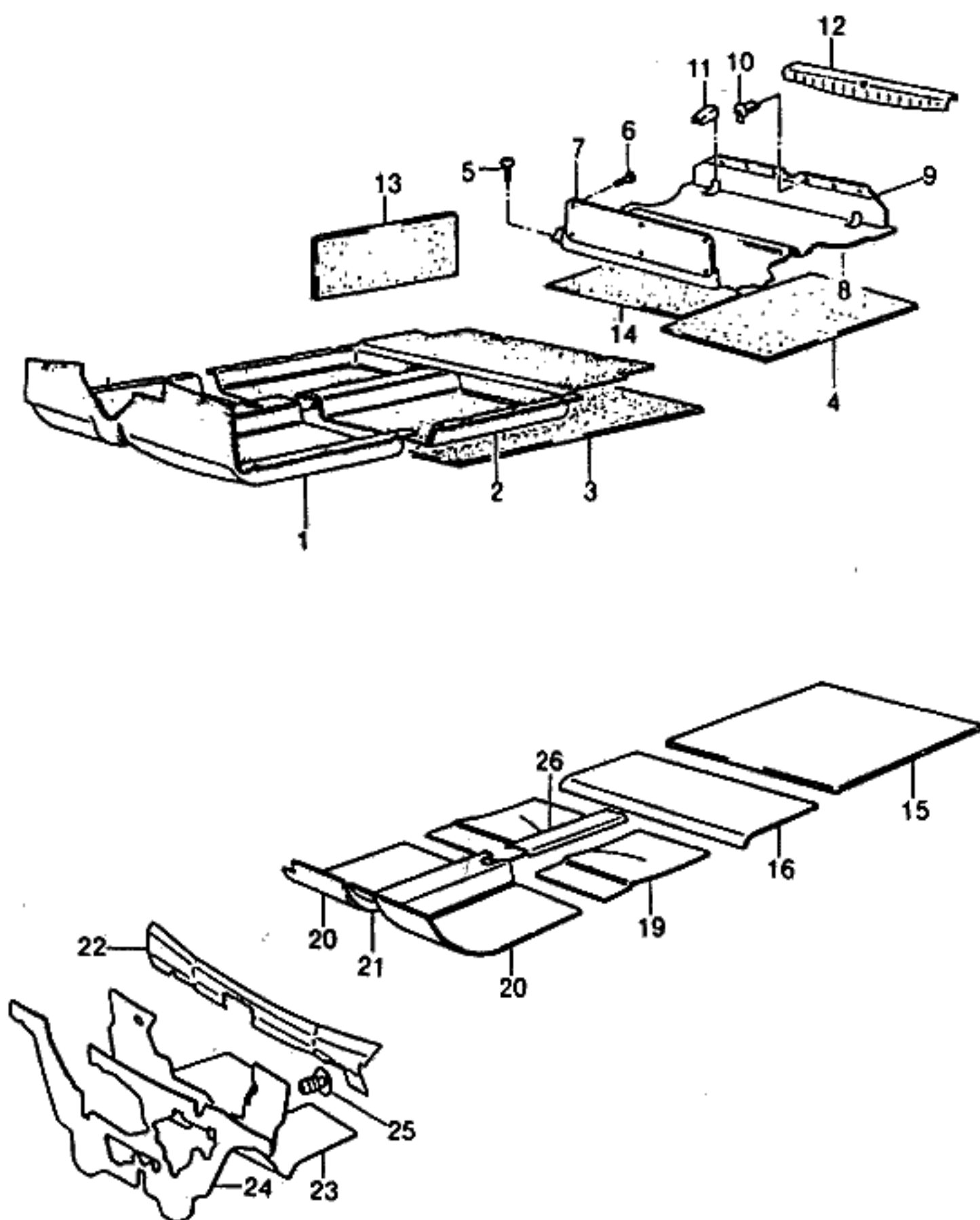
KEY NO.		PART NAME												
I T C	PART NO.	M O D E L				O P T I O N	L / R	Q T Y	E F F E C T I V E D A T E		R E M A R K S	P / C O D E		
		B D Y	T / A	L E V E L					F R O M	T O				
				I	II								III	IV
	[09]	(E)SCREW (D)SCHRAUBE						(F)VIS (S)TORNILLO						
	09288602	4		S	S	S	S	2			7/16			
	[10]	(E)SCREW (D)SCHRAUBE						(F)VIS (S)TORNILLO						
	09288602	4		S	S	S	S	2			7/16			
	[11]	(E)SCREW (D)SCHRAUBE						(F)VIS (S)TORNILLO						
	09288602	4		S	S	S	S	2			7/16			
	[12]	(E)SCREW (D)SCHRAUBE						(F)VIS (S)TORNILLO						
	09288603	4		S	S	S	S	2		951210	7/16			
	Y 90123303	4		S	S	S	S	2	951211		7/16			
</														



KEY NO.			PART NAME											
I T C	PART NO.	M O D E L						O P T I O N	L / R	Q T Y	E F F E C T I V E D A T E		R E M A R K S	P / C O D E
		B D Y	T / A	L E V E L							F R O M	T O		
				I	II	III	IV							
	[01]	(E)LINING-FLOOR PANEL,FRONT (D)AUSKLEIDUNG						(F)GARNITURE (S)FORRO-PANEL DEL PISO						
	96193020	4		S	S	S	S	&B30-XCA	1		950314			
	N 96213765	4		S	S	S	S	&B30&82I-C35/KL9	1	950315	951228		JA	
	Y 96225794	4		-	S	S	S	&B30&82I-C35/KL9		951229				
	96193022	4		A	A	A	A	&B30&XCA	1		950314			
	N 96213767	4		A	A	A	A	&B30&C35-KL9	1	950315	951228		JB	
	Y 96225786	4		-	A	A	A	&B30&C35-KL9		951229				
	96211061	4		-	-	-	A	&B30&KL9	1		950314			
	N 96213769	4		-	-	-	A	&B30&KL9-C35	1	950315	951228		JC	
	Y 96225788	4		-	-	-	A	&B30&KL9-C35		951229				
	[02]	(E)LINING-FLOOR PANEL,REAR (D)AUSKLEIDUNG						(F)GARNITURE (S)FORRO-PANEL DEL PISO						
	96193030	4		S	S	S	S	&B30	1		950314			
	N 96213775	4		S	S	S	S	&B30	1	950315	951228			
	Y 96223783	4		-	S	S	S	&B30	1	951229				
	[03]	(E)INSULATION-FLOOR PANEL,RR (D)ISOLIERUNG						(F)ISOLATION (S)AISLAMIENTO						
	96135749	4		S	S	S	S		1					
	[04]	(E)DEADENER-RR SEAT,FRONT (D)ENDSTÜCK,HINTERSITZ,VORNE						(F)ASSOURDISSEUR (S)AMORTIGUADOR						
	96124668	4		S	S	S	S		L 1					
	96124669	4		S	S	S	S		R 1					
	[05]	(E)CLIP (D)KLEMME						(F)ATTACHE (S)GRAPA						
	90248330	4		S	S	S	S		2		951009			
	[06]	(E)CLIP-ANCHOR (D)KLEMME,ANKER						(F)ATTACHE-ANCHE (S)GRAPA-ANCLA						
	8942042810	4		S	S	S	S	&B39/B41	6					
	[07]	(E)COVER-REAR SEAT BACK (D)DECKEL,SITZRÜCKEN						(F)COUVERTURE (S)CUBIERTA						
	96179071	4		S	S	S	S	&A88-AM2/KL7	1				AA	
	96210108	4		A	A	A	A	&AM2	1					
BDY(BODY)		T/A(TRANSAXLE)							LEVEL(TRIM LEVEL)					
4 : 4 DOOR		M : MANUAL T/A A : AUTOMATIC T/A							I : GL II : GLX III : CD18 IV : CD20					



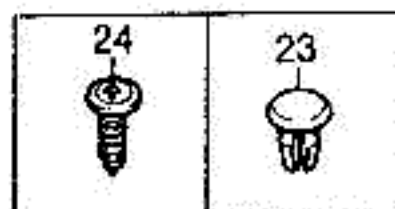
KEY NO.		PART NAME												
I T C	PART NO.	M O D E L				OPTION	L / R	Q T Y	EFFECTIVE DATE		REMARKS	P / C O D E		
		B D Y	T / A	LEVEL					FROM	TO				
				I	II								III	IV
	[08]	(E)LINING-TRUNK FLOOR PANEL (D)AUSKLEIDUNG						(F)GARNITURE (S)FORRO-PANEL DEL PISO						
	96119469-B	4		S	S	S	S	1	950612					
	O 96219286	4		-	S	S	S	1	950613 951009					
	O 96225983	4		-	S	S	S	1	951010					
	[09]	(E)TRIM-BACK PANEL,LOWER (D)VERKLEIDUNG						(F)GARNITURE (S)ADORNO-PANEL TRASERO,BAJO						
	96109485	4		S	S	S	S	1						
	[10]	(E)PLUG (D)STÖPSEL						(F)BOUCHON (S)TAPON						
	90248367	4		S	S	S	S	4				QA		
	[11]	(E)COVER-BUMPER REINF (D)DECKEL,STOBSTANGE						(F)CARTER-RENF PARE-CHOC (S)CUBIERTA						
	Y 96220400	4		S	S	S	S	2	950724					
	[12]	(E)COVER-BACK PANEL,LWR (D)DECKEL,HINTERBRETT,UNTEN						(F)COUVERCLE (S)CUBIERTA-PANEL TRASERO						
	96109484	4		S	S	S	S	1						
	[13]	(E)DEADENER-TRUNK SIDE PANEL (D)ENDSTÜCK						(F)ASSOURDISSEUR (S)AMORTIGUADOR						
	96164848	4		S	S	S	S	L 1	950717					
	O 96225284	4		S	S	S	S	L 1	950718					
	96165608	4		S	S	S	S	R 1	950717					
	O 96225285	4		S	S	S	S	R 1	950718					
	[14]	(E)DEADNER-SPARE WHEEL (D)ENDSTÜCK,ERSATZRAD						(F)ASSOURDISSEUR (S)AMORTIGUADOR						
	96160009	4		S	S	S	S	L 1						
	96160010	4		S	S	S	S	R 1						
	[15]	(E)DEADENER-TRUNK FLOOR (D)ENDSTÜCK,KOFFERRAUM-BOD						(F)ASSOURDISSEUR (S)AMORTIGUADOR						
	90244123	4		S	S	S	S	1						
	[16]	(E)DEADENER-REAR SEAT FLOOR (D)ENDSTÜCK,HINTERSITZ-BODEN						(F)ASSOURDISSEUR (S)AMORTIGUADOR						
	90244121	4		S	S	S	S	1						
BDY(BODY)		T/A(TRANSAXLE)						LEVEL(TRIM LEVEL)						
4 : 4 DOOR		M : MANUAL T/A A : AUTOMATIC T/A						I : GL II : GLX III : CD18 IV : CD20						



KEY NO.		PART NAME												
I T C	PART NO.	M O D E L				O P T I O N	L / R	Q T Y	E F F E C T I V E D A T E		R E M A R K S	P / C O D E		
		B D Y	T / A	L E V E L					F R O M	T O				
				I	II								III	IV
	[19]	(E)DEADENER-FLOOR (D)ENDSTÜCK,TÜRVERKLEIDUNG					(F)ASSOURDISSEUR (S)AMORTIGUADOR							
	96111019	4		S	S	S	S	L	1					
	96111020	4		S	S	S	S	R	1					
	[20]	(E)DEADENER-FLOOR PANEL,FRT (D)ENDSTÜCK,TÜRVERKLEIDUNG					(F)ASSOURDISSEUR (S)AMORTIGUADOR							
	96175285	4		S	S	S	S	L	1					
	96175286	4		S	S	S	S	R	1					
	[21]	(E)DEADENER-FLOOR (D)ENDSTÜCK,VORDERTÜR					(F)ASSOURDISSEUR (S)AMORTIGUADOR							
	96175432	4		S	S	S	S	-AJ3	1					
	96210198	4		-	O	O	O	&AJ3	1					
	[22]	(E)INSULATION-DASH PANEL UPR (D)ISOLIERUNG					(F)ISOLATION (S)AISLAMIENTO							
	90245426	4		S	S	S	S	&AC-AJ3/JL9	1	950414		UN		
Y	96160961	4		S	S	S	S	-AJ3	1	950415		UH		
	96211063	4		O	O	O	O	&AJ3&AC-JL9	1	950414		UQ		
Y	96211064	4		O	O	O	O	&AJ3	1	950415		UR		
	[23]	(E)INSULATION-DASH PANEL,INR (D)ISOLIERUNG					(F)ISOLATION (S)AISLAMIENTO							
	96134886	4		S	S	S	S	-AJ3/XCA	1			DZ		
	96210195	4		O	O	O	O	&AJ3&JL9-XCA	1		PART NO. CR	DD		
	96179072	4		A	A	A	A	&C35-AJ3.	1			DS		
	[24]	(E)INSULATION-DASH PANEL,OTR (D)ISOLIERUNG					(F)ISOLATION (S)AISLAMIENTO							
	96134779	4		S	S	S	S	-TX6/XP1.	1			DN		
	[25]	(E)PLUG (D)STÖPSEL					(F)BOUCHON (S)TAPON							
	90244148	4		S	S	S	S	A						
	[26]	(E)DEADENER-FLOOR TUNNEL,RR (D)ENDSTÜCK,HINTERTÜR KANAL					(F)ASSOURDISSEUR (S)AMORTIGUADOR							
	96135747-A	4		S	S	S	S		1					
BDY(BODY)			T/A(TRANSAXLE)						LEVEL(TRIM LEVEL)					
4 : 4 DOOR			M : MANUAL T/A A : AUTOMATIC T/A						I : GL II : GLX III : CD18 IV : CD20					

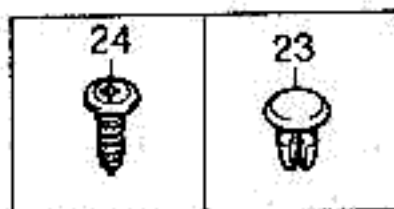
8**HEATER & AIR-CONDITIONER**

- 8110 AIR DISTRIBUTOR
- 8210 EVAPORATOR(A/C)
- 8220 BLOWER(A/C)
- 8230 AIR INLET HOUSING
- 8320 COMPRESSOR
- 8331 COMPRESSOR MOUNT(1.5DOHC)
- 8332 COMPRESSOR MOUNT(1.8/2.0SOHC)
- 8340 AIR-CON HOSE & PIPE
- 8350 AIR-CON VACUUM CONTROL



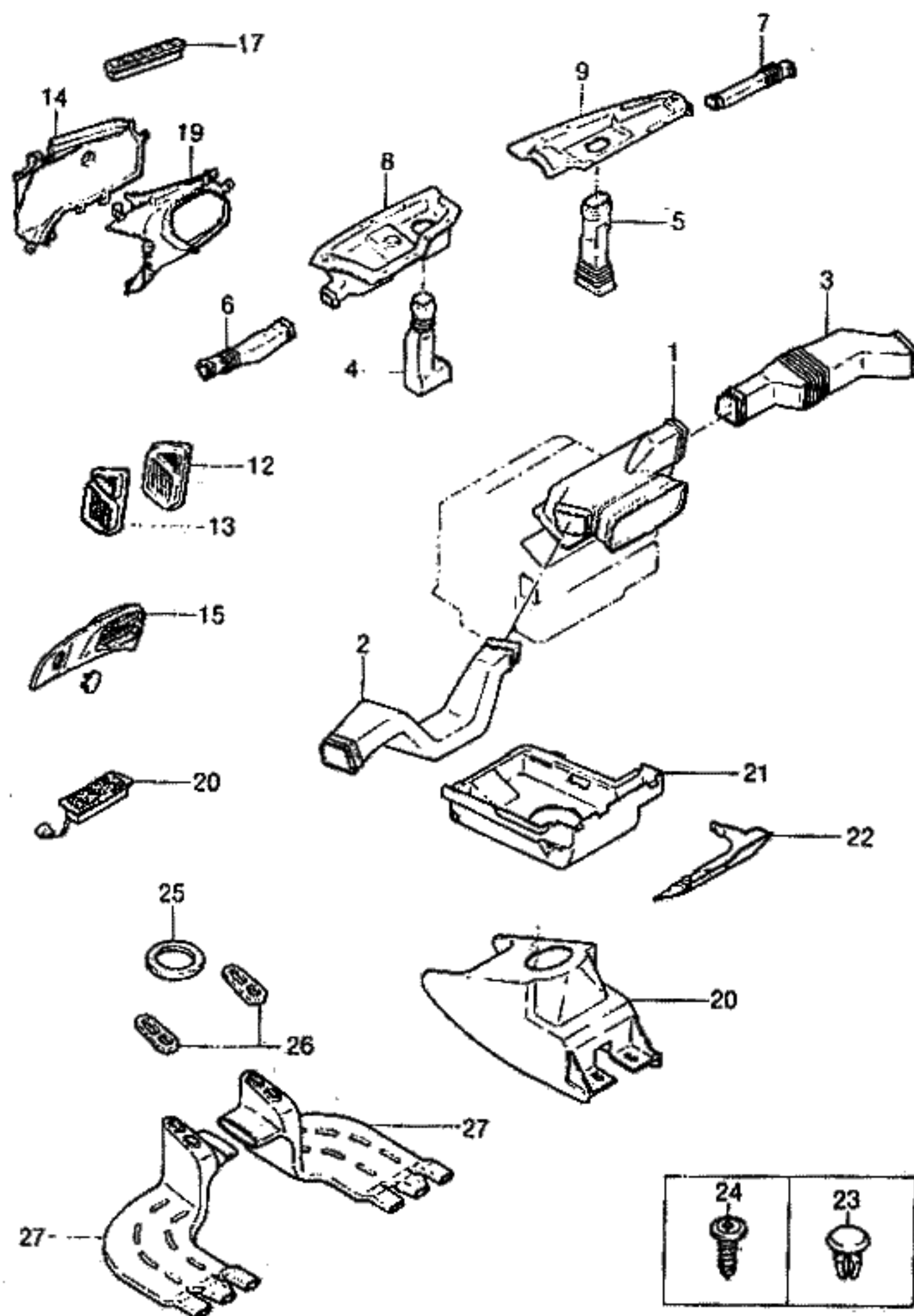
KEY NO.		PART NAME												
I T C	PART NO.	MODEL						OPTION	L / R	Q / T Y	EFFECTIVE DATE		REMARKS	P / C O D E
		B D Y	T / A	LEVEL							FROM	TO		
				I	II	III	IV							
	[01]	(E)BLOCK-JUNCTION,UPR (D)BLOCK,OBERE VERBINDUNG							(F)BLOC-JONCTION, SUPERIEURE (S)BLOQUE-UNION,SUPERIOR					
	96109717	4		S	S	S	S		1					
	[02]	(E)HOSE-VENTILATION (D)SCHLAUCH,VENTILATOR							(F)TUYAU-VENTILATION (S)MANGUERA-VENTILACION					
	96109711	4		S	S	S	S		L 1					PA
	[03]	(E)HOSE-VENTILATION (D)SCHLAUCH,VENTILATOR							(F)TUYAU-VENTILATION (S)MANGUERA-VENTILACION					
	96109712	4		S	S	S	S		R 1					PE
	[04]	(E)HOSE-DEFROSTER (D)SCHLAUCH,ENTFROSTER							(F)TUYAU-DEGIVREUR (S)MANGUERA-DESCONGELADOR					
	96109713	4		S	S	S	S		L 1					
	[05]	(E)HOSE-DEFROSTER (D)SCHLAUCH,ENTFROSTER							(F)TUYAU-DEGIVREUR (S)MANGUERA-DESCONGELADOR					
	96109714	4		S	S	S	S		R 1					
	[06]	(E)HOSE-DEROSTER,SIDE (D)SCHLAUCH,ENTFROSTER,SEITE							(F)TUYAU-DEGIVREUR,COTE (S)MANGUERA-DESCONGELADOR					
	96119725	4		S	S	S	S		L 1					
	[07]	(E)HOSE-DEROSTER,SIDE (D)SCHLAUCH,ENTFROSTER,SEITE							(F)TUYAU-DEGIVREUR,COTE (S)MANGUERA-DESCONGELADOR					
	96119724	4		S	S	S	S		R 1					
	[08]	(E)AIR DUCT-INSTRUMENT PANEL (D)LUFTZUFUHR							(F)CONDUIT AIR-TABLEAU (S)CONDUCTO DE AIRE					
	96109703	4		S	S	S	S		L 1					
	[09]	(E)AIR DUCT-INSTRUMENT PANEL (D)LUFTZUFUHR							(F)CONDUIT AIR-TABLEAU (S)CONDUCTO DE AIRE					
	96109704	4		S	S	S	S		R 1					
	[12]	(E)MOLDING-INST PNL,SIDE (D)PREßTEIL,INSTRUMENTENBRE							(F)MOULURE-TABLEAU DE BORD (S)MOLDURA					
	96124158-B	4		S	S	S	S		L 1					
	96124159-B	4		S	S	S	S		R 1					
	[13]	(E)CAP-DOOR NOZZLE (D)DECKEL,TÜR-MÜNDUNG							(F)CHAPEAU-BEC DE PORTE (S)TAPA-BOQUILLA DE PUERTA					
	96155242	4		S	S	S	S		L 1					

BDY(BODY)	T/A(TRANSAXLE)	LEVEL(TRIM LEVEL)
4 : 4 DOOR	M : MANUAL T/A A : AUTOMATIC T/A	I : GL II : GLX III : CD18 IV : CD20

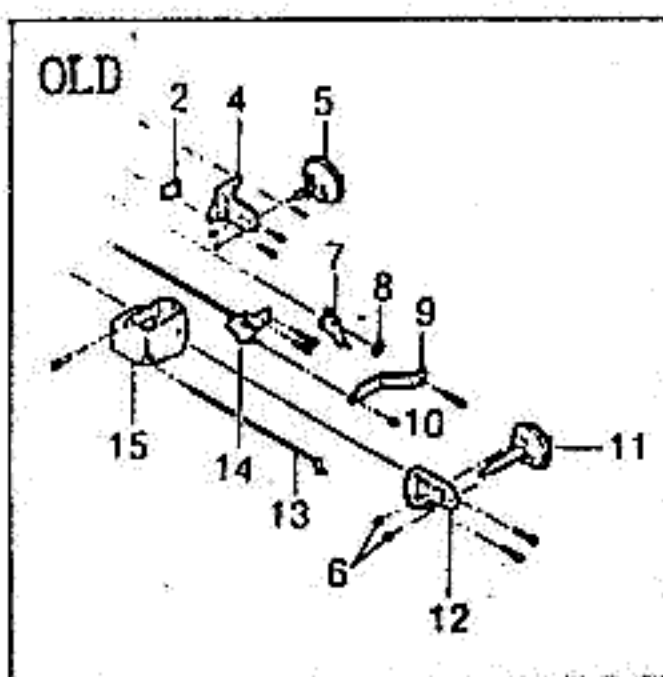


KEY NO.		PART NAME												
I T C	PART NO.	M O D E L				O P T I O N	L / R	Q T Y	EFFECTIVE DATE		R E M A R K S	P / C O D E		
		B D Y	T / A	L E V E L					F R O M	T O				
				I	II								III	IV
	96155244 [14]	4		S	S	S	S			R 1				
				(E)DUCT-VENT NOZZLE,INNER						(F)CONDUIT-BEC				
				(D)SCHACHT,VENTIL-MÜNDUNG						(S)CONDUCTO				
	96155329	4		S	S	S	S			L 1	950831			
Y	96220181	4		-	S	S	S			L 1	950901			
	96155330	4		S	S	S	S			R 1	950831			
Y	96220182	4		-	S	S	S			R 1	950901			
	[15]			(E)COVER-DOOR NOZZLE						(F)COUVERCLE-BEC DE PORTE				
				(D)DECKEL,TÜR-MÜNDUNG						(S)CUBIERTA				
	96155223	4		S	S	S	S			L 1				
	96155224	4		S	S	S	S			R 1				
	[17]			(E)GRILLE-FRT DR DEFROSTER						(F)GRILLE				
				(D)GITTER,ENTFROSTER						(S)REJA-DESCONGELADOR				
	96155219	4		S	S	S	S			L 1				
	96155220	4		S	S	S	S			R 1				
	[19]			(E)DUCT-VENT NOZZLE,OUTER						(F)CONDUIT-BEC				
				(D)SCHACHT,VENTIL-MÜNDUNG						(S)CONDUCTO				
	96148255	4		S	S	S	S			L 1				
	96148256	4		S	S	S	S			R 1				
	[20]			(E)CONNECTOR-REAR DUCT						(F)CONNECTEUR-CONDUIT				
				(D)VERBINDUNG,SCHACHT						(S)CONECTOR-DUCTO TRASERO				
	96165705-A	4		S	S	S	S	-XCA		1				
	96179198	4		-	A	A	A	&XCA		1				
	[21]			(E)HOUSING-AIR DISTRIBUTION						(F)LOGEMENT				
				(D)GEHÄUSE,LUFTVERTEILUNG						(S)CARCASA				
	96138630	4		S	S	S	S	-C35.		1				
	96109911	4		A	A	A	A	&C35.		1				
	[22]			(E)COVER-AIR CONDITIONING						(F)COUVERCLE-CLIMATISEUR				
				(D)DECKEL,KLIMAANLAGE						(S)CUBIERTA				
	96167288	4		S	S	S	S			1	950302			
Y	96208965	4		S	S	S	S			1	950303			
	[23]			(E)CLIP						(F)ATTACHE				
				(D)KLEMME						(S)GRAPA				

BDY(BODY)	T/A(TRANSAXLE)	LEVEL(TRIM LEVEL)
4 : 4 DOOR	M : MANUAL T/A A : AUTOMATIC T/A	I : GL II : GLX III : CD18 IV : CD20

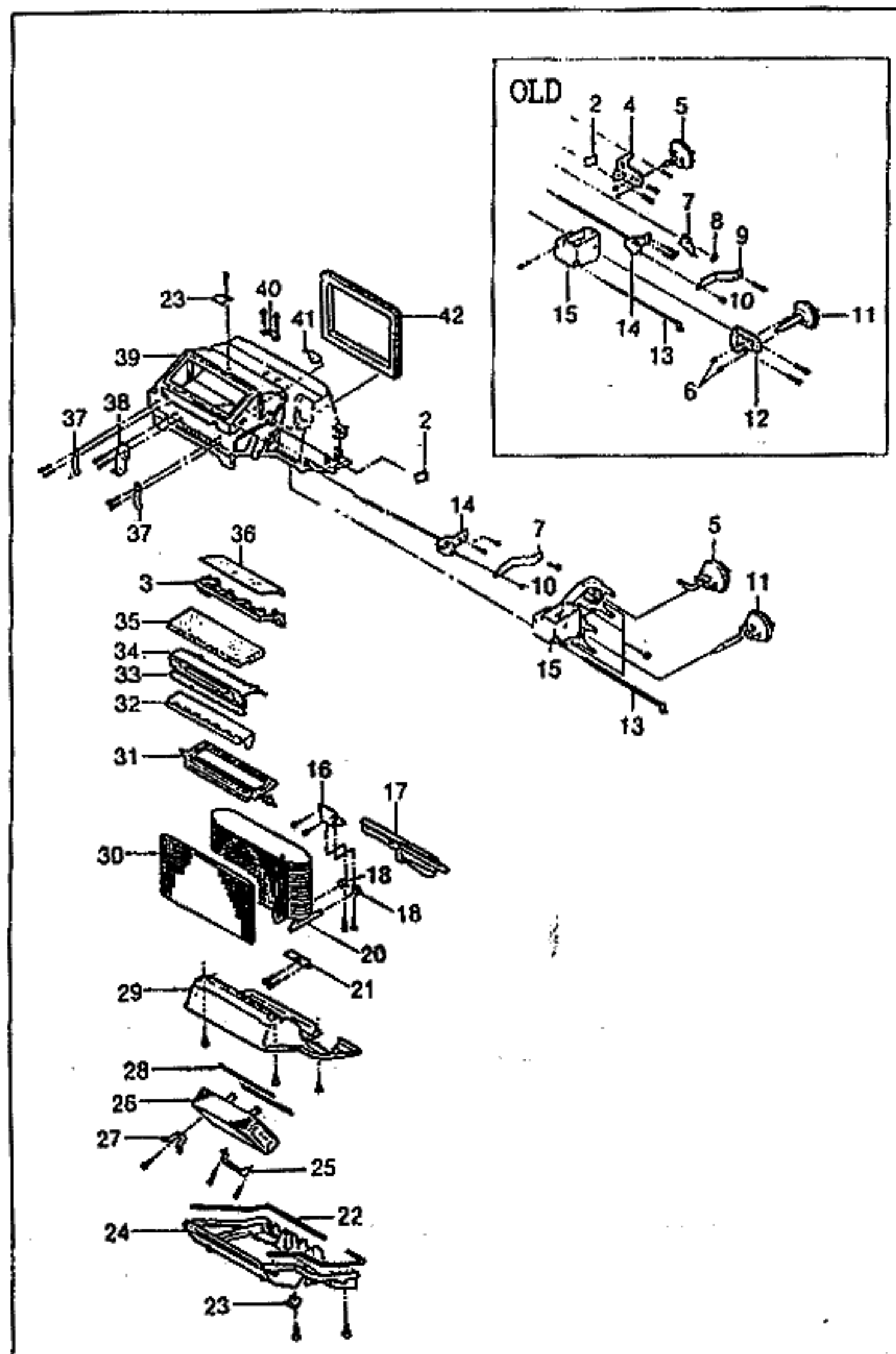


KEY NO.		PART NAME												
I T C	PART NO.	MODEL				OPTION	L / R	Q T Y	EFFECTIVE DATE		REMARKS	P / C O D E		
		B D Y	T / A	LEVEL					FROM	TO				
				I	II								III	IV
	90099084 [24]	4		S	S	S	S			1				
				(E)SCREW (D)SCHRAUBE						(F)VIS (S)TORNILLO				
	90051622 [25]	4		S	S	S	S			2				
				(E)SEAL (D)DICHTUNG						(F)JOINT D'ETANCHEITE (S)SELLO				
	90221104 [26]	4		A	A	A	A	&XCA-AJ3		1				
				(E)SEAL (D)DICHTUNG						(F)JOINT D'ETANCHEITE (S)SELLO				
	90221105 [27]	4		A	A	A	A	&XCA-AJ3		2				
				(E)AIR DUCT-LEG ROOM, REAR (D)LUFTZUFUHR, BODEN, HINTEN						(F)CONDUIT AIR-PLANCHER (S)CONDUCTO DE AIRE				
	90245583	4		A	A	A	A	&XCA-AJ3		L 1				
	90245584	4		A	A	A	A	&XCA-AJ3		R 1				
BDY(BODY)		T/A(TRANSAXLE)							LEVEL(TRIM LEVEL)					
4 : 4 DOOR		M : MANUAL T/A A : AUTOMATIC T/A							I : GL II : GLX III : CD18 IV : CD20					



KEY NO.		PART NAME										
I T C	PART NO.	MODEL				OPTION	L / R	Q T Y	EFFECTIVE DATE		REMARKS	P / C O D E
		B D Y	T / A	LEVEL					FROM	TO		
				I	II							
	[01]	(E)AIR CONDITIONER A (D)KLIMAANLAGE						(F)CLIMATISEUR (S)ACONDICIONADOR DE AIRE				
	96191040	4		S	S	S	S	&C39.	1			EL
	96191038	4		O	O	O	O	&AC&REF	1			EH
	[02]	(E)CLIP (D)KLEMME						(F)ATTACHE (S)GRAPA				
	03022741	4		S	S	S	S		1			
	[03]	(E)FRAME (D)RAHMEN						(F)CADRE (S)ARMADURA				
	03092880	4		S	S	S	S		1			
	[05]	(E)ACTUATOR-VACUUM (D)BETÄTIGUNG, VAKUUM						(F)ACTIONNEUR-DEPRESSION (S)ACTUADOR-VACIO				
	01996778	4		S	S	S	S		1		MODE	
	[07]	(E)LEVER (D)HEBEL						(F)LEVIER (S)PALANCA				
	03053003	4		S	S	S	S		1		W/LINK	
	[10]	(E)NUT (D)MUTTER						(F)ECROU (S)TUERCA				
	11501937	4		S	S	S	S		1		M3.6x11.23	
	[11]	(E)ACTUATOR-DEFROSTER (D)BETÄTIGUNG, VAKUUM						(F)ACTIONNEUR-DEPRESSION (S)ACTUADOR-VACIO				
	600081	4		S	S	S	S		1			
	[13]	(E)SHAFT-W/LEVER (D)SPINDEL						(F)ARBRE (S)EJE				
	03053144	4		S	S	S	S		1			
	[14]	(E)SHAFT (D)SPINDEL						(F)ARBRE (S)EJE				
	03059834	4		S	S	S	S		1			
	[15]	(E)DUCT-AIR DEFROSTER (D)SCHACHT, SCHEIBENBLÄSER						(F)CONDUIT-DEGIVREUR (S)CONDUCTO-DESCONGELADOR				
	52460603	4		S	S	S	S		1			
	[16]	(E)BRACKET (D)TRÄGER						(F)SUPPORT (S)SOPORTE				
	611524	4		S	S	S	S		1			

BDY(BODY)	T/A(TRANSAXLE)	LEVEL(TRIM LEVEL)
4 : 4 DOOR	M : MANUAL T/A A : AUTOMATIC T/A	I : GL II : GLX III : CD18 IV : CD20

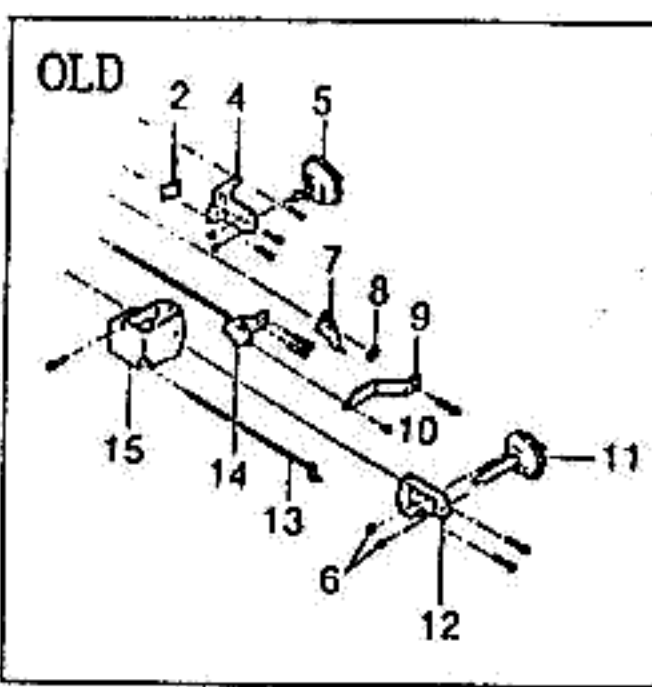


KEY NO.			PART NAME											P / CODE
I T C	PART NO.	MODEL						OPTION	L / R	Q T Y	EFFECTIVE DATE		REMARKS	
		B D Y	T / A	LEVEL							FROM	TO		
				I	II	III	IV							
	[17]	(E)SEAL-TUBE & MOUNTING (D)DICHTUNG,SCHLAUCH&MONTA							(F)JOINT-TUYAU&MONTAGE (S)SELLO					
	611559	4		S	S	S	S	-AC		1				
	611523	4		O	O	O	O	&AC		1				
	[18]	(E)CLAMP (D)KLAMMER							(F)PINCE (S)ABRAZADERA					
	611525	4		O	O	O	O	&AC		1				
	[20]	(E)CORE-EVAPORATOR (D)GEHÄUSE,VERDAMPFER							(F)NOYAU-EVAPORATEUR (S)NUCLEO-EVAPORADOR					
	611114	4		O	O	O	O	&AC		1				
	[21]	(E)BRACKET-EVAPORATOR (D)TRÄGER,VERDAMPFER-MONTA							(F)SUPPORT (S)SOPORTE					
	03047731	4		O	O	O	O	&AC		1				
	[22]	(E)GASKET (D)DICHTUNG							(F)JOINT (S)JUNTA					
	03092106	4		S	S	S	S			1				
	[23]	(E)CLIP (D)KLEMME							(F)ATTACHE (S)GRAPA					
	03090162	4		S	S	S	S			2				
	[24]	(E)COVER-HEATER & EVAP (D)DECKEL,HEIZUNG							(F)CHAUFFAGE (S)CUBIERTA					
	611556	4		S	S	S	S			1				
	[25]	(E)STRAP-HEATER CORE MOUNT (D)BAND,GEHÄUSE MONTAGE							(F)BRETELLE-MONTAGE NOYAU (S)BRIDA-MONTAJE DE NUCLEO					
	03031556	4		S	S	S	S			1				
	[26]	(E)CORE-HEATER (D)GEHÄUSE,HEIZUNG							(F)NOYAU-CHAUFFAGE (S)NUCLEO-CALENTADOR					
	03059812	4		S	S	S	S			1				
	[27]	(E)CLAMP-HEATER CORE MOUNT (D)KLAMMER,HEIZUNGSGEHÄUSE							(F)PINCE (S)ABRAZADERA					
	03047726	4		S	S	S	S			2				
	[28]	(E)SEAL (D)DICHTUNG							(F)JOINT D'ETANCHEITE (S)SELLO					
	03048242	4		S	S	S	S			1				
BDY(BODY)			T/A(TRANSAXLE)						LEVEL(TRIM LEVEL)					
4 : 4 DOOR			M : MANUAL T/A A : AUTOMATIC T/A						I : GL II : GLX III : CD18 IV : CD20					



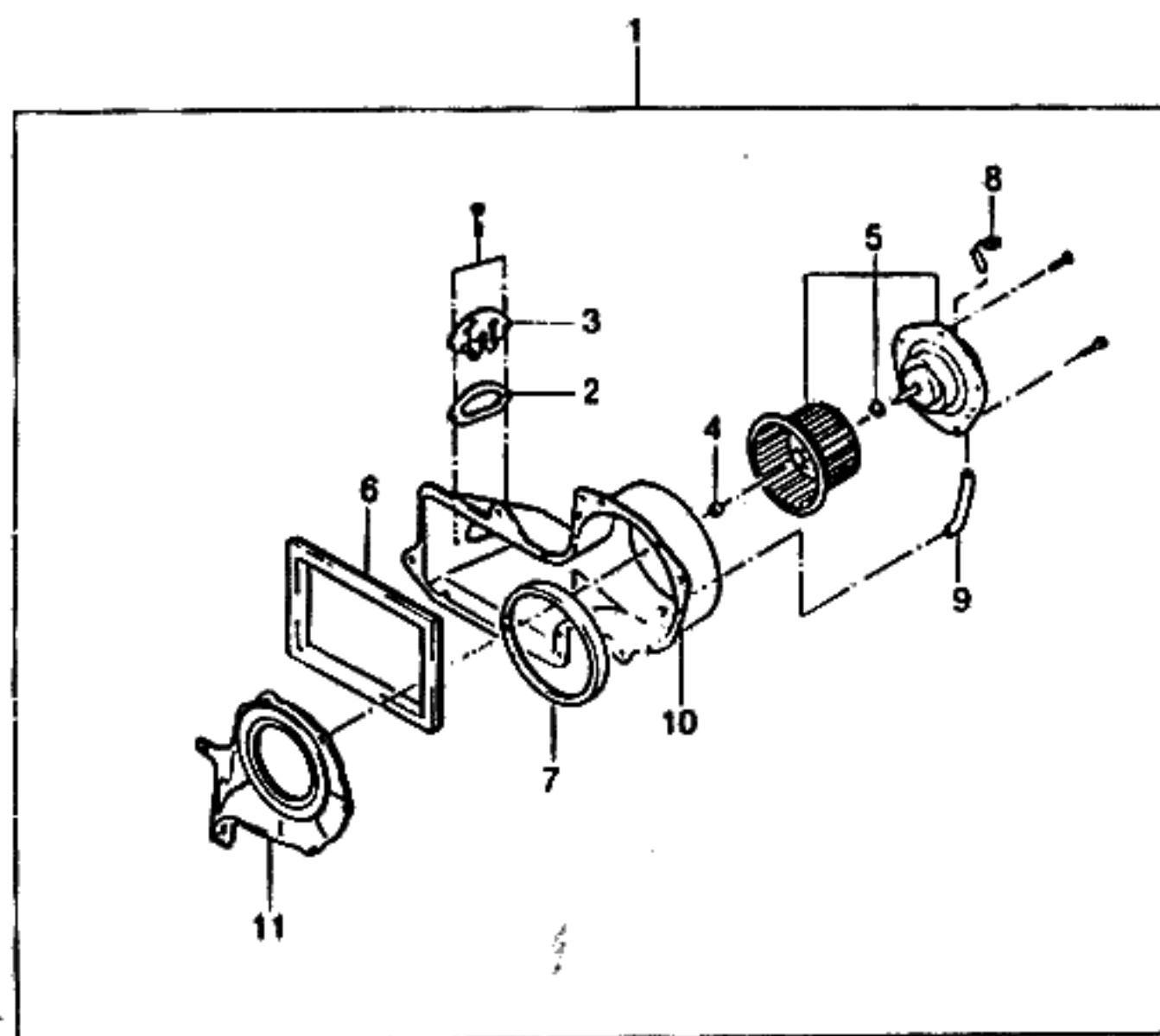
KEY NO.		PART NAME												
I T C	PART NO.	M O D E L						O P T I O N	L / R	Q T Y	E F F E C T I V E D A T E		R E M A R K S	P / C O D E
		B D Y	T / A	L E V E L							F R O M	T O		
				I	II	III	IV							
	[29]	(E)SHROUD-HEATER CORE (D)MANTEL,HEIZUNG GEHÄUSE							(F)BOUCLIER-NOYAU (S)CUBIERTA					
	03047021	4		S	S	S	S		1					
	[30]	(E)FILTER-WATER CORE (D)FILTER,WASSER							(F)FILTRE-NOYAU EAU (S)FILTRO-RAD. DE AGUA					
	03053193	4		S	S	S	S		1					
	[31]	(E)VALVE-TEMPERATURE (D)VENTIL,TEMPERATUR							(F)SOUPAPE-TEMPERATURE (S)VALVULA-TEMPERATURA					
	03053000	4		S	S	S	S		1					
	[32]	(E)VALVE-HEATER & EVAPORATOR (D)VENTIL,HEIZUNG&VERDAMPFE							(F)SOUPAPE (S)VALVULA					
	03059831	4		S	S	S	S		1					
	[33]	(E)SEAL-EVAPORATOR & CASE (D)DICHTUNG							(F)JOINT-EVAPORATEUR&BOITE (S)SELLO-EVAPORADOR Y CAJA					
	03047724	4		S	S	S	S		1					
	[34]	(E)SEAT-HEATER & EVAPORATOR (D)SITZ,HEIZUNG&VERDAMPFER							(F)SIEGE (S)ASIENTO					
	03093014	4		S	S	S	S		1					
	[35]	(E)VALVE & SEAL (D)VENTIL,MIT DICHTUNG							(F)SOUPAPE-AVEC JOINT (S)VALVULA-CON SELLO					
	03092957	4		S	S	S	S		1			W/SEAL		
	[36]	(E)SEAL-HEATER & EVAPORATOR (D)DICHTUNG							(F)JOINT (S)SELLO					
	03092814	4		S	S	S	S		1					
	[37]	(E)CLIP (D)KLEMME							(F)ATTACHE (S)GRAPA					
	03090709	4		S	S	S	S		2					
	[39]	(E)CASE-HEATER & EVAPORATOR (D)KASTEN,HEIZUNG&VERDAMPF							(F)BOITIER-CHAUFFAGE (S)CAJA					
	611557	4		S	S	S	S		1					
	[40]	(E)BRACKET-HEATER & EVAP (D)TRÄGER,HEIZUNG&VERDAMPF							(F)SUPPORT (S)SOPORTE					
	03092894	4		S	S	S	S		1					

BDY(BODY)	T/A(TRANSAXLE)	LEVEL(TRIM LEVEL)
4 : 4 DOOR	M : MANUAL T/A A : AUTOMATIC T/A	I : GL II : GLX III : CD18 IV : CD20



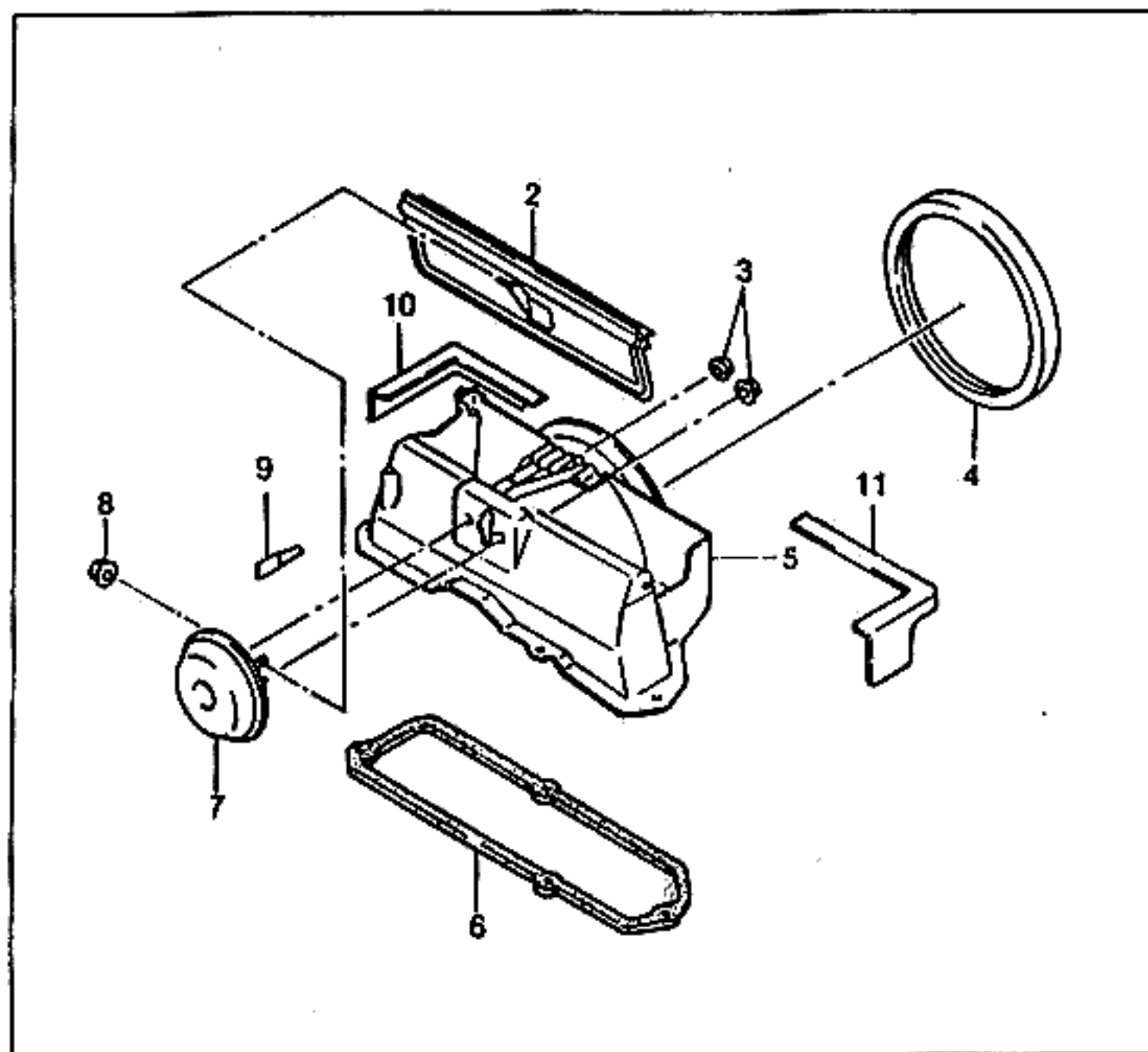
KEY NO.		PART NAME												
I T C	PART NO.	M O D E L						O P T I O N	L / R	Q T Y	E F F E C T I V E D A T E		R E M A R K S	P A R T C O D E
		B D Y	T / A	L E V E L							F R O M	T O		
				I	II	III	IV							
	[41] 03092848	(E)BAFFLE-AIR (D)DÄMPFER,LUFT 4		S	S	S	S		(F)DEFLECTEUR-AIR (S)DEFLECTOR-AIRE 1					
	[42] 03056661	(E)SEAL-EVAPORATOR CORE (D)DICHTUNG 4		S	S	S	S		(F)JOINT-NOYAU EVAPORATEUR (S)SELLO 1					

BDY(BODY)	T/A(TRANSAXLE)	LEVEL(TRIM LEVEL)
4 : 4 DOOR	M : MANUAL T/A A : AUTOMATIC T/A	I : GL II : GLX III : CD18 IV : CD20

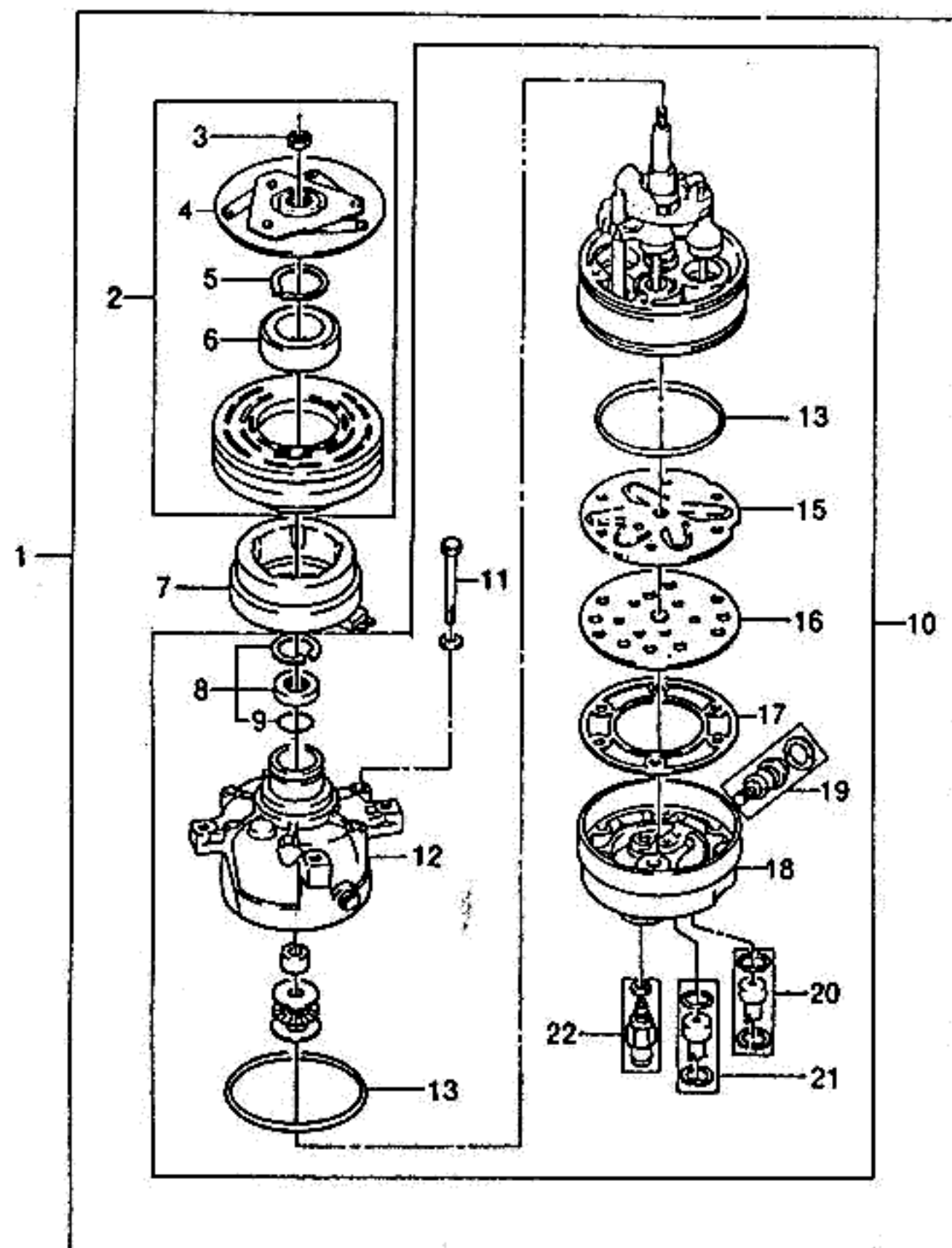


KEY NO.		PART NAME													
I T C	PART NO.	MODEL						OPTION	L / R	Q T Y	EFFECTIVE DATE		REMARKS	P / C D E	
		B D Y	T / A	LEVEL							FROM	TO			
				I	II	III	IV								
	[01]	(E)BLOWER A-AIR CON UNIT (D)BLÄSER,KLIMAANLAGE								(F)VENTILATEUR-CLIMATISEUR (S)VENTILADOR					
	96165748-A	4		S	S	S	S			1	950423				
Y	96212678	4		-	S	S	S			1	950424				
	[02]	(E)GASKET-BLOWER RESISTOR (D)DICHTUNG,BLÄSER								(F)JOINT-RESISTOR (S)JUNTA					
	03092238	4		S	S	S	S			1					
	[03]	(E)RESISTOR-BLOW MOTOR (D)WIDERSTAND,GEBLÄSE-MOTO								(F)RESISTANCE (S)RESISTOR-MOTOR DE ABANICO					
	00526897	4		S	S	S	S			1					
	[04]	(E)NUT (D)MUTTER								(F)ECROU (S)TUERCA					
	03042351	4		S	S	S	S			1					
	[05]	(E)MOTOR & FAN A (D)MOTOR&BLÄSER								(F)MOTEUR&VENTILATEUR (S)MOTOR Y ABANICO					
	610941	4		S	S	S	S			1					
	[06]	(E)GASKET (D)DICHTUNG								(F)JOINT (S)JUNTA					
	96157596	4		S	S	S	S			1					
	[07]	(E)GASKET (D)DICHTUNG								(F)JOINT (S)JUNTA					
	96157597	4		S	S	S	S			1					
	[08]	(E)TERMINAL-BLOW MOTOR (D)PFROSTEN,GEBLÄSE-MOTOR								(F)POLE-MOTEUR (S)TERMINAL-ABANICO					
	S8220001	4		S	S	S	S			1					
	[09]	(E)TUBE-MOTOR (D)ROHRLEITUNG,MOTOR								(F)TUYAU-MOTEUR (S)TUBO-MOTOR					
	610943	4		S	S	S	S			1					
	[10]	(E)CASE (D)KASTEN								(F)CARTER (S)CAJA					
	03059818	4		S	S	S	S			1					
	[11]	(E)CASE-CUT OFF & ORIFICE (D)KASTEN,SPERRE&ÖFFNUNG								(F)BOITIER (S)CAJA-CORTADO Y ORIFICIO					
	03091391	4		S	S	S	S			1					

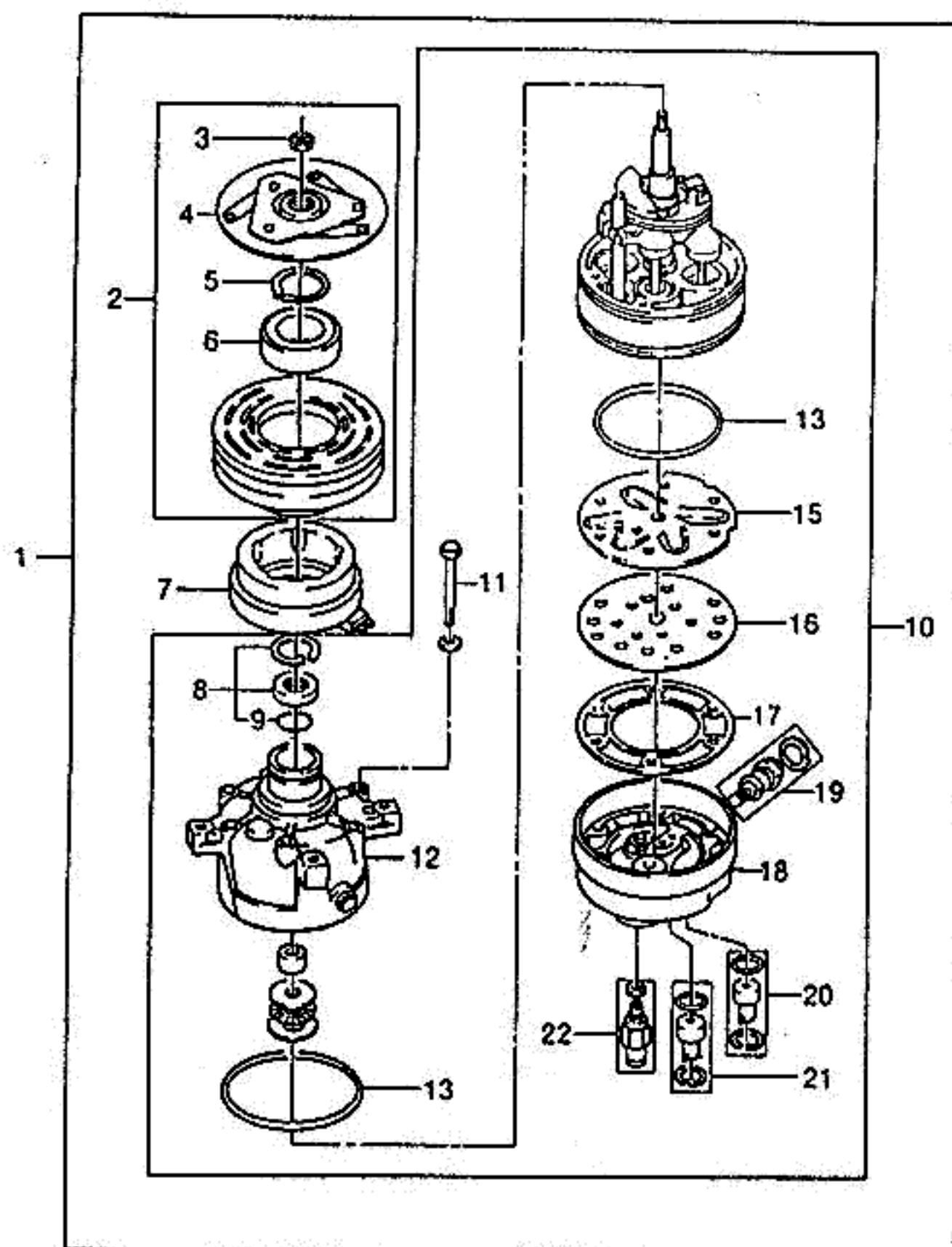
BDY(BODY)	T/A(TRANSAXLE)	LEVEL(TRIM LEVEL)
4 : 4 DOOR	M : MANUAL T/A A : AUTOMATIC T/A	I : GL II : GLX III : CD18 IV : CD20



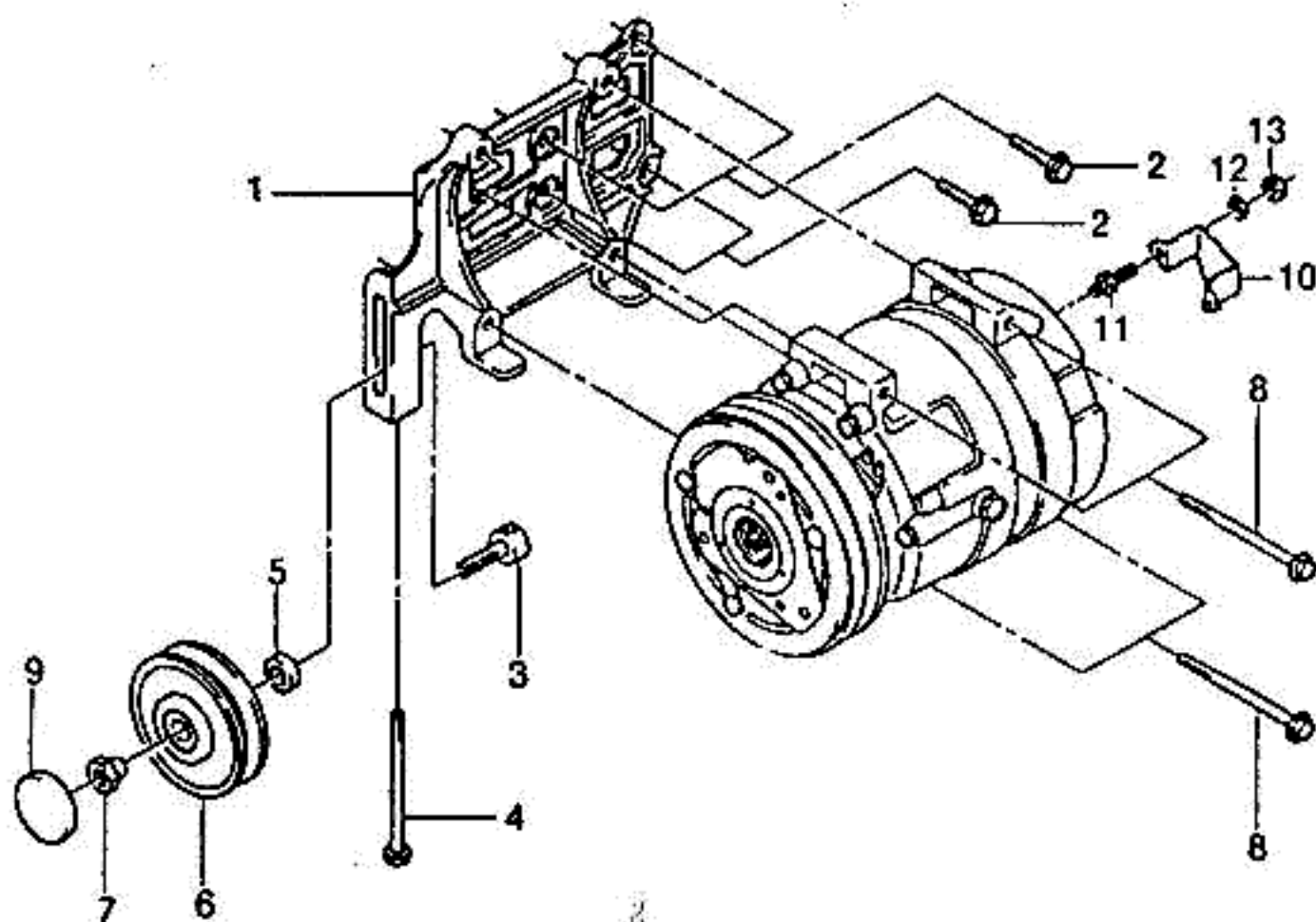
KEY NO.		PART NAME												
I T C	PART NO.	M O D E L						O P T I O N	L / R	Q T Y	E F F E C T I V E D A T E		R E M A R K S	P / C O D E
		B D Y	T / A	L E V E L							F R O M	T O		
				I	II	III	IV							
	[01]	(E)HOUSING A-AIR INLET (D)GEHÄUSE,LUFT-EINLAß							(F)LOGEMENT-ENTREE AIR (S)CARCASA-ENTRADA DE AIRE					
	96134555-A	4		S	S	S	S		1					
	[02]	(E)VALVE-AIR INLET (D)VENTIL,LUFT EINLAß							(F)SOUPAPE-ENTREE D'AIR (S)VALVULA-ENTRADA DE AIRE					
	03055528	4		S	S	S	S		1					
	[03]	(E)NUT (D)MUTTER							(F)ECROU (S)TUERCA					
	03096727	4		S	S	S	S		2			M5x15		
	[04]	(E)GASKET-AIR INLET (D)DICHTUNG,LUFT-EINLAß							(F)JOINT-PRISE D'AIR (S)JUNTA-ENTRADA DE AIRE					
	03050639	4		S	S	S	S		1					
	[05]	(E)CASE-AIR INLET (D)KASTEN,LUFT-EINLAß							(F)BOITIER-PRISE D'AIR (S)CAJA-ENTRADA DE AIRE					
	03055624	4		S	S	S	S		1					
	[06]	(E)GASKET-AIR INLET MOUNTING (D)DICHTUNG,LUFT-EINLAß							(F)JOINT-MONTAGE PRISE D'AIR (S)JUNTA					
	03055540	4		S	S	S	S		1					
	[07]	(E)ACTUATOR-AIR INLET VALVE (D)SAMMLER							(F)ACCUMULATEUR (S)ACUMULADOR					
	52459586	4		S	S	S	S		1					
	[08]	(E)NUT (D)MUTTER							(F)ECROU (S)TUERCA					
	11501937	4		S	S	S	S		1			M3.6x11.23		
	[09]	(E)HOSE ADAPTOR (D)ADAPTER							(F)ADAPTATEUR (S)ADAPTADOR					
	52463649	4		S	S	S	S		1					
	[10]	(E)CLIP-SEAL (D)DICHTUNG							(F)JOINT (S)SELLO					
	610809	4		S	S	S	S		1					
	[11]	(E)CLIP-SEAL (D)DICHTUNG							(F)JOINT (S)SELLO					
	610810	4		S	S	S	S		1					
BDY(BODY)		T/A(TRANSAXLE)							LEVEL(TRIM LEVEL)					
4 : 4 DOOR		M : MANUAL T/A A : AUTOMATIC T/A							I : GL II : GLX III : CD18 IV : CD20					



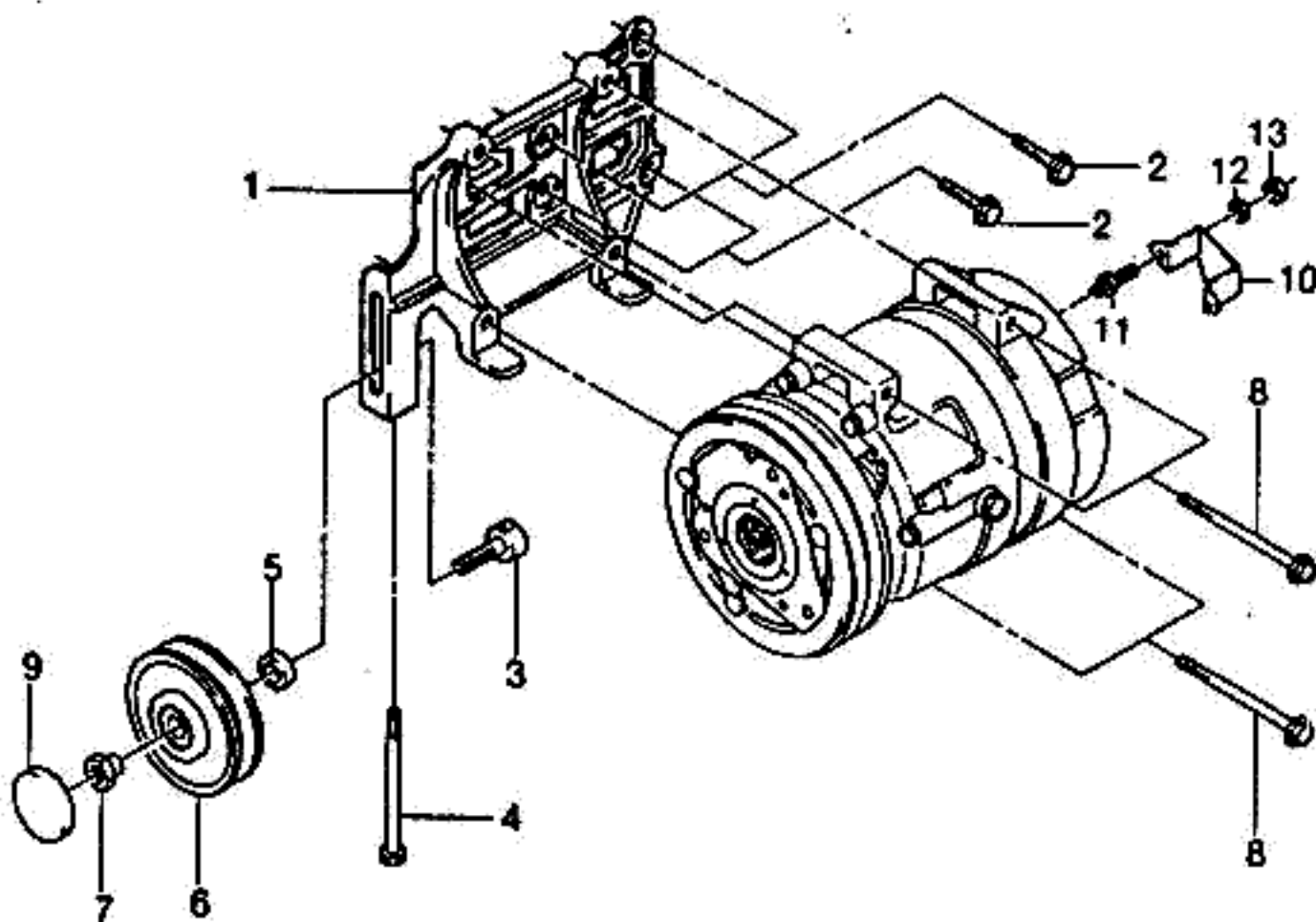
KEY NO.		PART NAME												
I T C	PART NO.	M O D E L						OPTION	L / R	Q T Y	EFFECTIVE DATE		REMARKS	P / C O D E
		B D Y	T / A	LEVEL							FROM	TO		
				I	II	III	IV							
	[01]	(E)COMPRESSOR A (D)KOMPRESSOR									(F)COMPRESSEUR (S)COMPRESOR			
	96191808	4		O	O	-	-	&AC&REF		1				
	96189269	4		-	-	O	O	&AC&REF		1				
	[02]	(E)CLUTCH & PULLEY KIT (D)KUPPLUNG&ROLLE SATZ									(F)TROUSSE EMBRAYAGE&POULIE (S)EMBRAGUE-& POLEA,JUEGO			
	NP1072	4		O	O	O	O	&AC&REF		1				
	[03]	(E)NUT (D)MUTTER									(F)ECROU (S)TUERCA			
	6557414	4		O	O	O	O	&AC&REF		1				
	[04]	(E)DRIVE A-CLUTCH (D)ANTRIEB,KUPPLUNG									(F)ENTRAINEMENT-EMBRAYAGE (S)IMPULSADOR-EMBRAGUE			
	6552807	4		O	O	O	O	&AC&REF		1				
	[05]	(E)RING-RETAINING (D)RING,HALTER									(F)ANNEAU-DE RETENTION (S)ANILLO-RETENEDOR			
	6557617	4		O	O	O	O	&AC&REF		1				
	[06]	(E)PULLEY & BEARING A (D)ROLLE&LAGER									(F)POULIE&ROULEMENT (S)POLEA Y COJINETE			
	713074	4		O	O	O	O	&AC&REF		1				
	[07]	(E)COIL & BEARING A (D)WICKLUNG&LAGER									(F)BOBINE&ROULEMENT (S)BOBINA Y COJINETE			
	3091128	4		O	O	O	O	&AC&REF		1				
	[08]	(E)LOCK & SLEEVE KIT (D)SCHLOß&HÜLSE SATZ									(F)TROUSSE VERROU&MANCHON (S)CERRADURA Y MANGA			
	6557616	4		O	O	O	O	&AC&REF		1				
	[09]	(E)O RING (D)O RING									(F)JOINT TORIQUE (S)ANILLO EN O			
	6558169	4		O	O	O	O	&AC&REF		1				
	[10]	(E)COMPRESSOR SUB A (D)KOMPRESSOR UNTER									(F)COMPRESSEUR SUB (S)COMPRESOR SUB			
	713407	4		O	O	-	-	&AC&REF		1				
	713156	4		-	-	O	O	&AC&REF		1				
	[11]	(E)BOLT (D)SCHRAUBE									(F)BOULON (S)PERNO			
BDY(BODY)			T/A(TRANSAXLE)						LEVEL(TRIM LEVEL)					
4 : 4 DOOR			M : MANUAL T/A A : AUTOMATIC T/A						I : GL II : GLX III : CD18 IV : CD20					



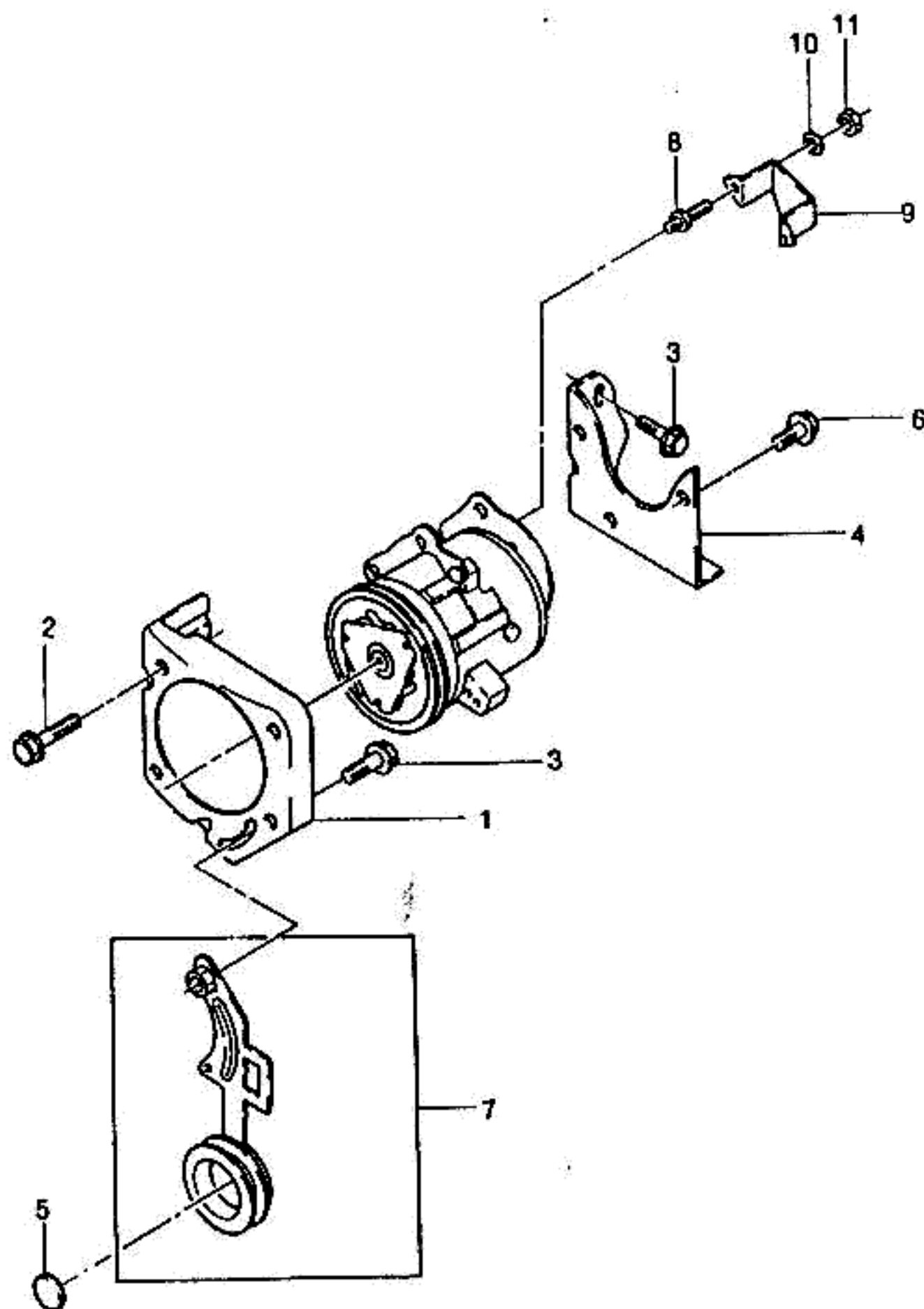
KEY NO.		PART NAME												
I T C	PART NO.	M O D E L				OPTION	L / R	Q T Y	EFFECTIVE DATE		REMARKS	P / C O D E		
		B D Y	T / A	LEVEL					FROM	TO				
				I	II								III	IV
	6559617 [12]	4		O	O	O	O	&AC&REF		6		(E)HEAD-CYLINDER,FR (D)ZYLINDERKOPF	(F)CULASSE-CYLINDRE (S)CABEZA-CILINDRO	
	713400	4		O	O	-	-	&AC&REF		1				
	713507 [13]	4		-	-	O	O	&AC&REF		1		(E)O RING-CYLINDER HEAD,FRT (D)O RING,ZYLINDERKOPF,VORNE	(F)JOINT TORIQUE (S)ANILLO EN O	
	6557662 [15]	4		O	O	O	O	&AC&REF		2		(E)REED-SUCTION (D)ROHR ANSAUGUNG	(F)ANCHE D'ASPIRATION (S)CAÑA-SUCCION	
	6559801 [16]	4		O	O	O	O	&AC&REF		1		(E)PLATE-VALVE (D)PLATTE,VENTIL	(F)PLAQUE-SOUPAPE (S)PLACA-VALVULA	
	6559802 [17]	4		O	O	O	O	&AC&REF		1		(E)GASKET-HEAD (D)DICHTUNG,KOPF	(F)JOINT-CULASSE (S)JUNTA-CABEZA	
	6559628 [18]	4		O	O	O	O	&AC&REF		1		(E)HEAD-CYLINDER,REAR (D)ZYLINDERKOPF,HINTEN	(F)CULASSE-CYLINDRE,ARRIERE (S)CABEZA-CILINDRO,TRASERA	
	713365	4		O	O	-	-	&AC&REF		1				
	6559732 [19]	4		-	-	O	O	&AC&REF		1		(E)VALVE KIT-CONTROL (D)VENTIL	(F)SOUPAPE (S)VALVULA	
	713017 [20]	4		O	O	O	O	&AC&REF		1		(E)SWITCH KIT-CUT OUT (D)SCHALTER	(F)TROUSSE COMMUTATEUR (S)JUEGO DE INTERRUPTOR	
	NP1430 [21]	4		O	O	O	O	&AC&REF		1		(E)SWITCH KIT-FAN CYCLING (D)SCHALTER	(F)TROUSSE COMMUTATEUR (S)JUEGO DE INTERRUPTOR	
	NP1429 [22]	4		O	O	O	O	&AC&REF		1		(E)VALVE-HIGH PRESS. RELIEF (D)VENTIL,HOCHDRUCK LÖSUNG	(F)SOUPAPE (S)VALVULA	
	6552743	4		O	O	O	O	&AC&REF		1				
BDY(BODY)		T/A(TRANSAXLE)							LEVEL(TRIM LEVEL)					
4 : 4 DOOR		M : MANUAL T/A A : AUTOMATIC T/A							I : GL II : GLX III : CD18 IV : CD20					



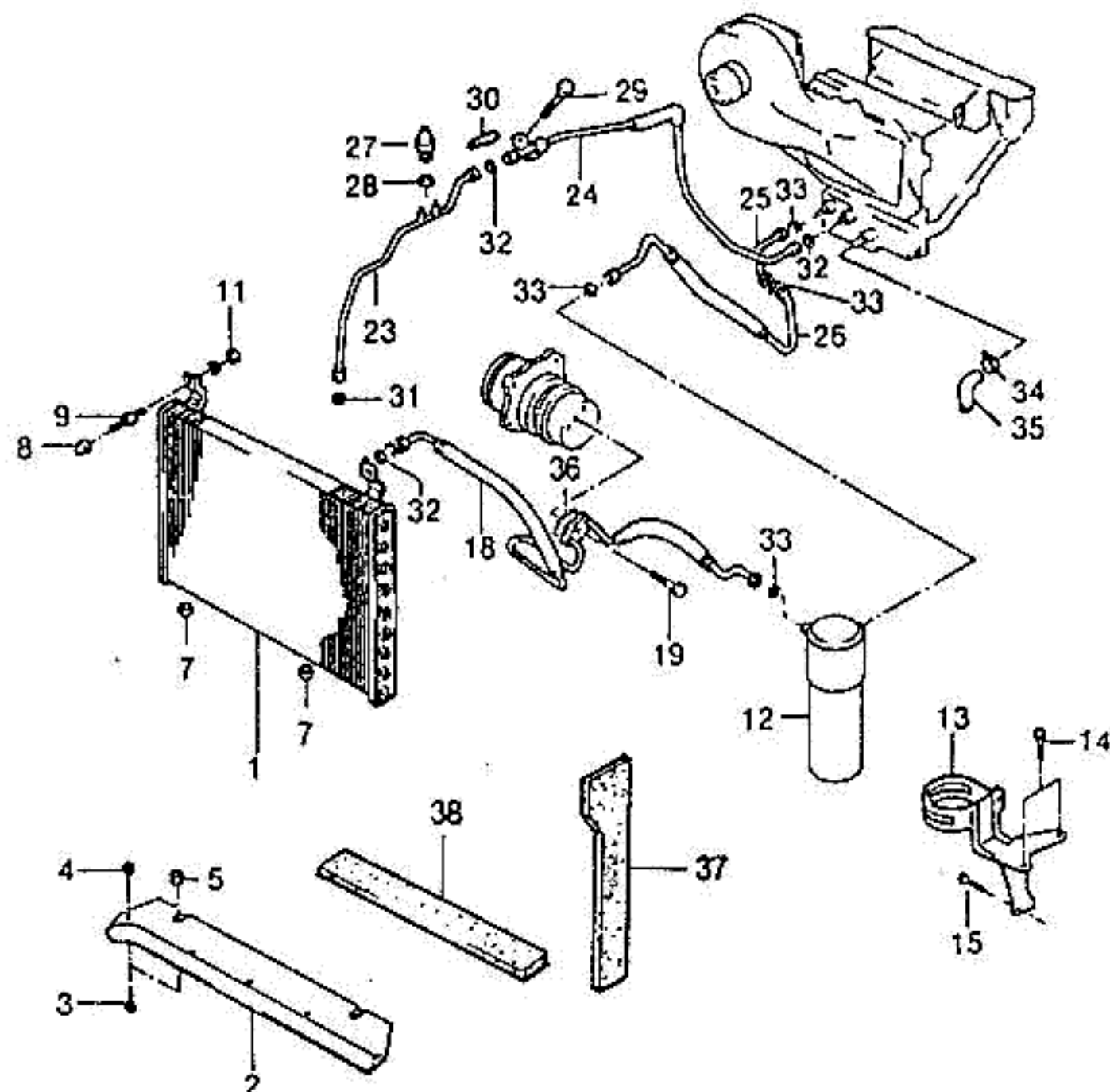
KEY NO.		PART NAME										
I T C	PART NO.	M O D E L				O P T I O N	L / R	Q T Y	EFFECTIVE DATE		R E M A R K S	P / C O D E
		B D Y	T / A	L E V E L					F R O M	T O		
				I	II							
	[01]	(E)BRACKET-COMPRESSOR (D)TRÄGER,KOMPRESSOR						(F)SUPPORT-COMPRESSEUR (S)SOPORTE-COMPRESOR				
	96180926	4		O	O	- -	&AC&REF		1			
	[02]	(E)SCREW (D)SCHRAUBE						(F)VIS (S)TORNILLO				
	10042937	4		O	O	- -	&AC&REF		4		M10x25	
	[03]	(E)SLIDING-PIECE (D)GLEIT-TEIL						(F)GLISSIERE (S)PIEZA DESLIZANTE				
	96193361	4		O	O	- -	&AC&REF		1			
	[04]	(E)SCREW-TENSION (D)SCHRAUBE,SPANNUNG						(F)VIS-TENSION (S)TORNILLO-TENSION				
	96180940	4		O	O	- -	&AC&REF		1			
	[05]	(E)SPACER (D)DISTANZSTÜCK						(F)ENTRETOISE (S)ESPACIADOR				
	96209433	4		O	O	- -	&AC&REF		1			
	[06]	(E)PULLEY A (D)ROLLE						(F)POULIE (S)POLEA				
	96208428	4		O	O	- -	&AC&REF		1			
	[07]	(E)NUT (D)MUTTER						(F)ECROU (S)TUERCA				
	11069873	4		O	O	- -	&AC&REF		1		M10x1.5	
	[08]	(E)SCREW-FLANGED (D)SCHRAUBE,FLANSCH						(F)VIS-A FLASQUE (S)TORNILLO-PESTAÑA				
	96180956	4		O	O	- -	&AC&REF		4			
	[09]	(E)COVER-DUST (D)STAUBDECKEL						(F)COUVERTURE-POUSSIÈRE (S)CUBIERTA-POLVO				
	96187507	4		O	O	- -	&AC&REF		1			
	[10]	(E)PLATE-GUARD (D)PLATTE,SCHUTZ						(F)PLAQUE-GARDE (S)PLACA-GUARDIA				
	96158346	4		O	O	- -	&AC&REF		1			
	[11]	(E)STUD (D)STEG						(F)TOURILLON (S)TRAVESAÑO				
	90245146	4		O	O	- -	&AC&REF		3			
BDY(BODY)		T/A(TRANSAXLE)						LEVEL(TRIM LEVEL)				
4 : 4 DOOR		M : MANUAL T/A A : AUTOMATIC T/A						I : GL II : GLX III : CD18 IV : CD20				



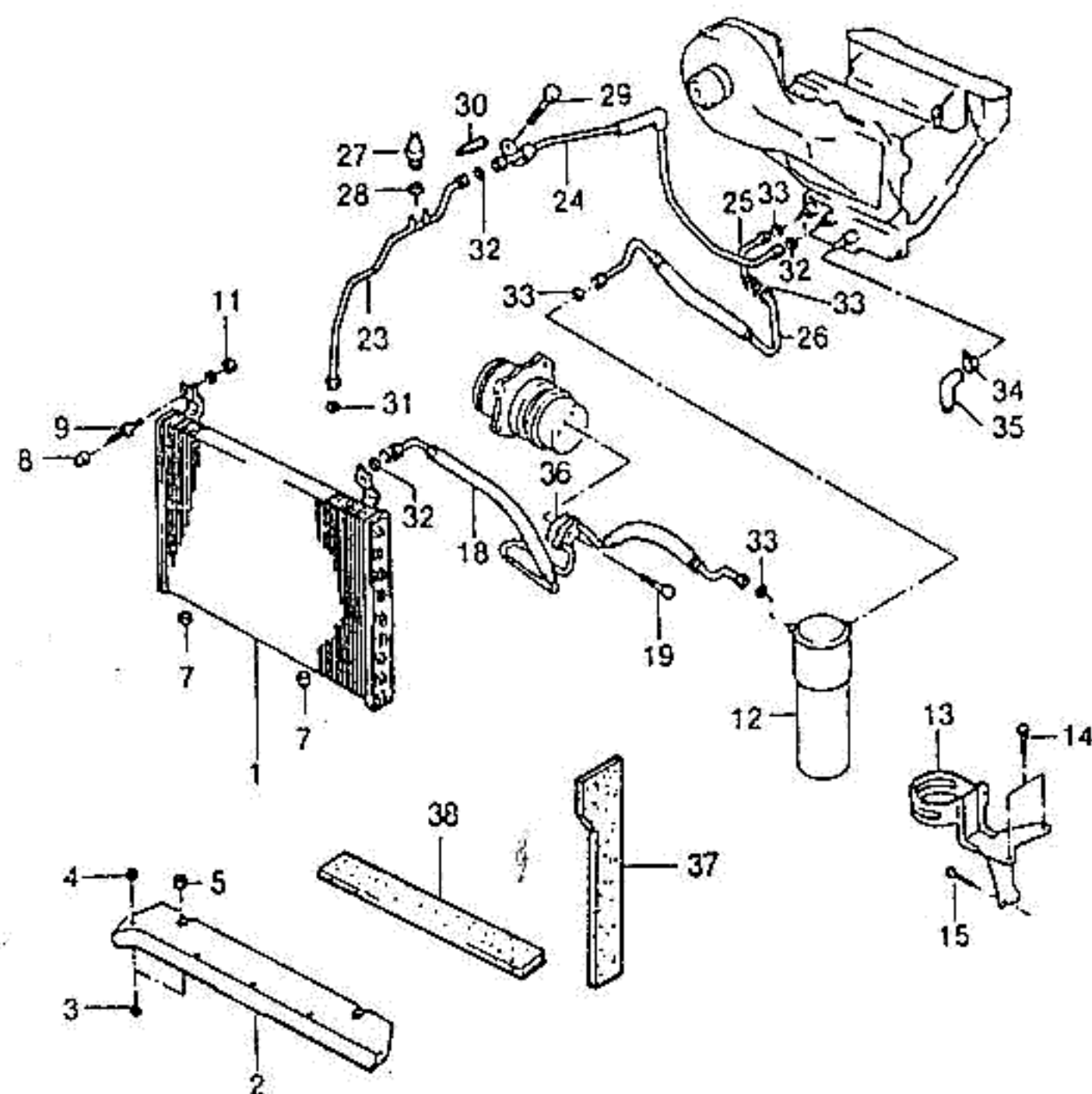
KEY NO.				PART NAME										
I T C	PART NO.	M O D E L				O P T I O N	L / R	Q T Y	E F F E C T I V E D A T E		R E M A R K S	P / C O D E		
		B D Y	T / A	L E V E L					F R O M	T O				
				I	II								III	IV
	[12] 11043016	(E)WASHER-SPRING (D)DICHTUNGSRING,FEDERUNG	4		O	O	-	-	&AC&REF		(F)RONDELLE-RESSORT (S)ARANDELA-RESORTE	3	951231	
	[13] 11014033	(E)NUT (D)MUTTER	4		O	O	-	-	&AC&REF		(F)ECROU (S)TUERCA	3	951231	MB
	N11068357		4		-	O	-	-	&AC&REF			3	960103	MB
BDY(BODY)		T/A(TRANSAXLE)							LEVEL(TRIM LEVEL)					
4 : 4 DOOR		M : MANUAL T/A A : AUTOMATIC T/A							I : GL II : GLX III : CD18 IV : CD20					



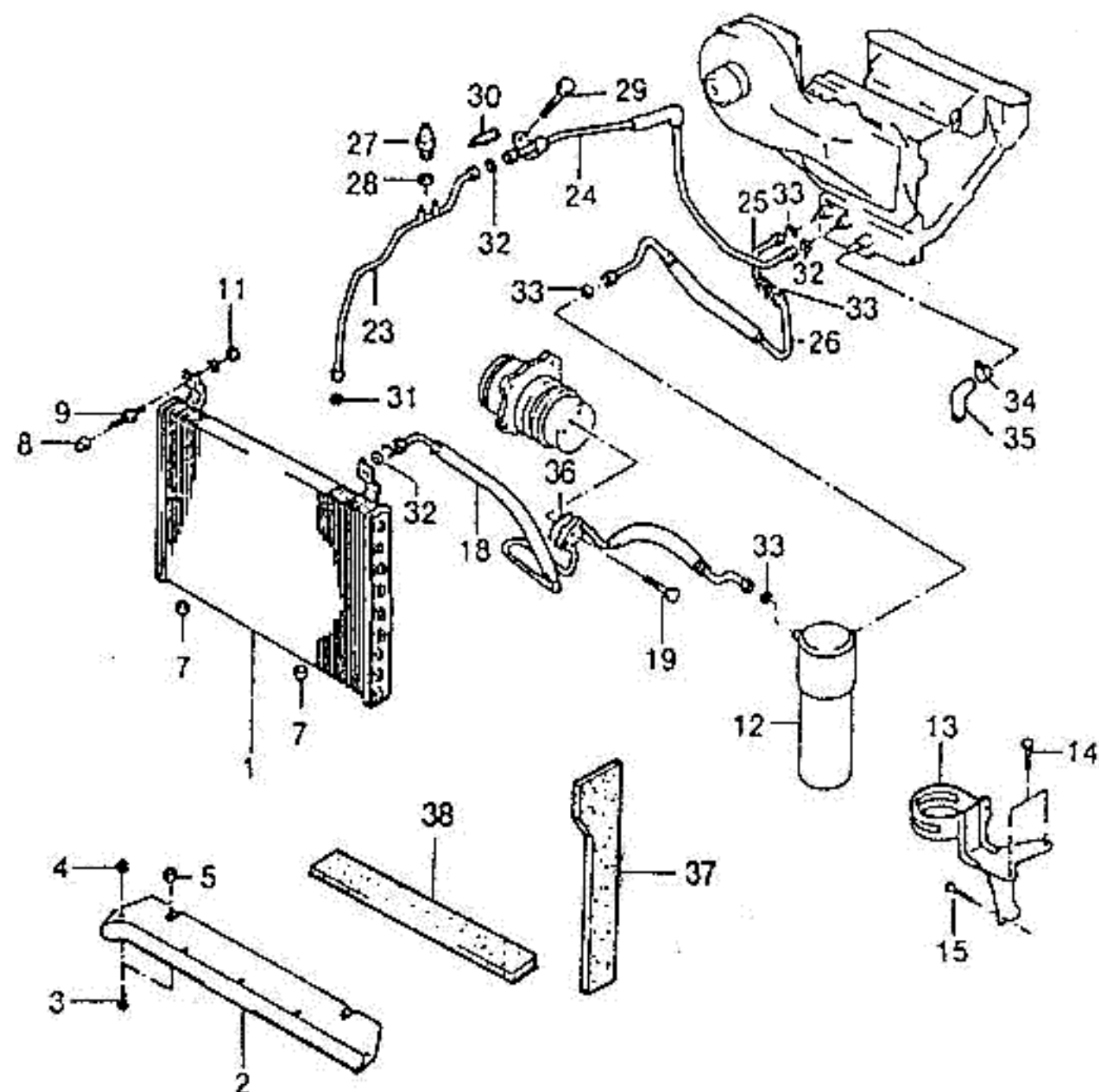
KEY NO.		PART NAME											
I T C	PART NO.	M O D E L				OPTION	L / R	Q T Y	EFFECTIVE DATE		REMARKS	P / C O D E	
		B D Y	T / A	LEVEL					FROM	TO			
				I	II								III
	[01]	(E)BRACKET-COMPRESSOR,FRT (D)TRÄGER,KOMPRESSOR,VORNE	(F)SUPPORT-COMPRESSEUR,AVAN (S)SOPORTE-COMPRESOR,FRENTE										
	96144245	4	-	-	O	O	&AC&REF	1	950620				
Y	90298870	4	-	-	O	O	&AC&REF	1	950621				
	[02]	(E)SCREW (D)SCHRAUBE	(F)VIS (S)TORNILLO										
	10042938	4	-	-	O	O	&AC&REF	3			M10x25		
	[03]	(E)SCREW (D)SCHRAUBE	(F)VIS (S)TORNILLO										
	10042937	4	-	-	O	O	&AC&REF	5			M10x20		
	[04]	(E)BRACKET-COMPRESSOR,REAR (D)TRÄGER,KOMPRESSOR,HINTEN	(F)SUPPORT (S)SOPORTE-COMPRESOR,ATRAS										
	90324499	4	-	-	O	O	&AC&REF	1					
	[05]	(E)COVER-DUST (D)STAUBDECKEL	(F)COUVERTURE-POUSSIÈRE (S)CUBIERTA-POLVO										
	96187507	4	-	-	O	O	&AC&REF	1					
	[06]	(E)SCREW (D)SCHRAUBE	(F)VIS (S)TORNILLO										
	08956812	4	-	-	O	O	&AC&REF	2			M8x1.25		
	[07]	(E)ROLLER A-TENSION (D)ROLLE,SPANNUNG	(F)ROULEAU-TENSION (S)RODILLO-TENSION										
	96211241	4	-	-	O	O	&AC&REF	1					
	[08]	(E)STUD (D)STEG	(F)TOURILLON (S)TRAVESAÑO										
	90245146	4	-	-	O	O	&AC&REF	3					
	[09]	(E)PLATE-GUARD (D)PLATTE,SCHUTZ	(F)PLAQUE-GARDE (S)PLACA-GUARDIA										
	96158346	4	-	-	O	O	&AC&REF	1					
	[10]	(E)WASHER-SPRING (D)DICHTUNGSRING,FEDERUNG	(F)RONDELLE-RESSORT (S)ARANDELA-RESORTE										
	11043016	4	-	-	O	O	&AC&REF	3	951231				
	[11]	(E)NUT (D)MUTTER	(F)ECROU (S)TUERCA										
	11014033	4	-	-	O	O	&AC&REF	3	951231		M8		
N	11068357	4	-	-	O	O	&AC&REF	3	960103		M8		
BDY(BODY)		T/A(TRANSAXLE)						LEVEL(TRIM LEVEL)					
4 : 4 DOOR		M : MANUAL T/A A : AUTOMATIC T/A						I : GL II : GLX III : CD18 IV : CD20					



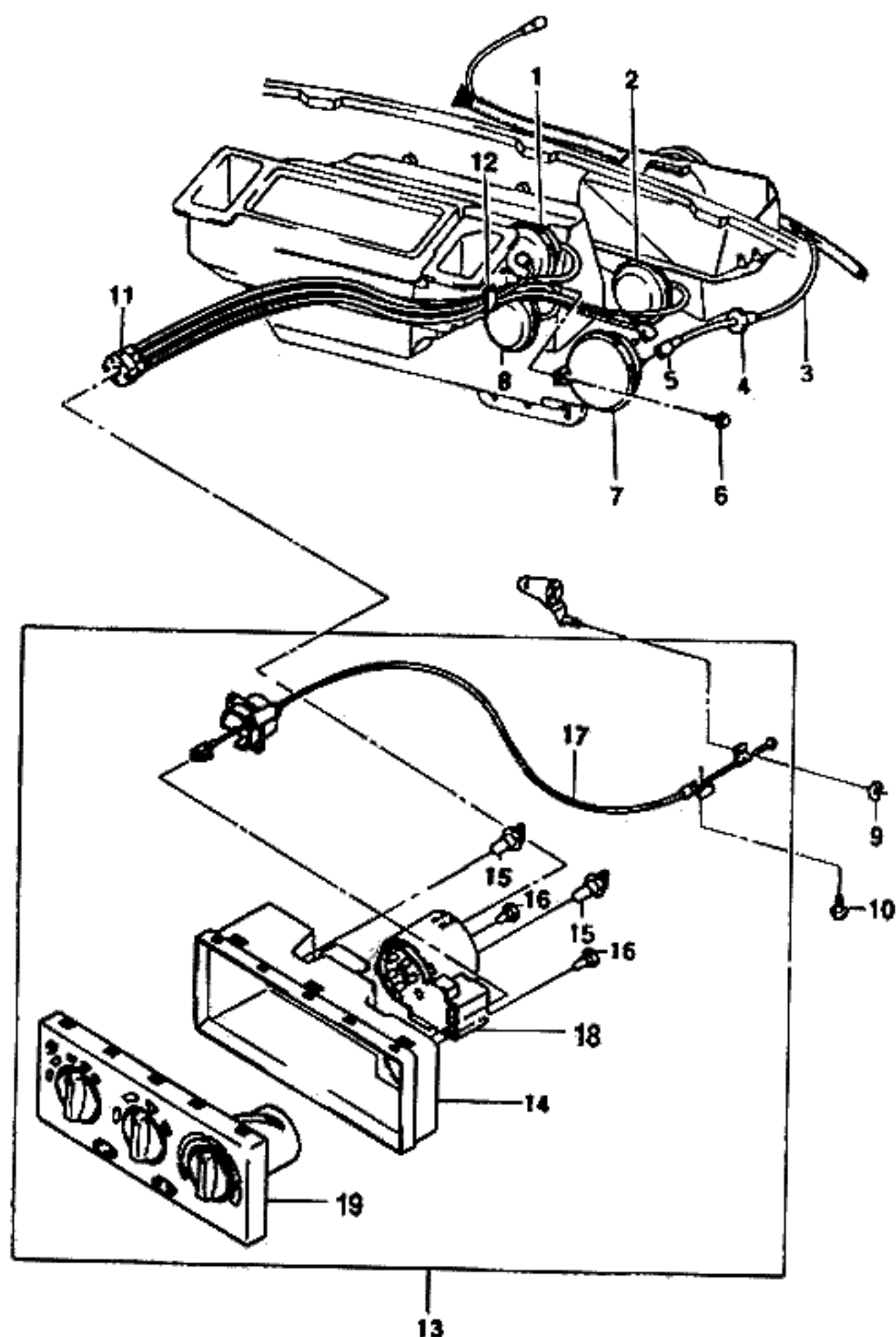
KEY NO.		PART NAME												
I T C	PART NO.	MODEL						OPTION	L / R	Q T Y	EFFECTIVE DATE		REMARKS	P / C O D E
		B D Y	T / A	LEVEL							FROM	TO		
				I	II	III	IV							
	[01]	(E)CONDENSER A (D)KONDENSATOR							(F)CONDENSATEUR (S)CONDENSADOR					
	96164823	4		O	O	O	O	&AC&REF	1					HC
	[02]	(E)AIR DAM,FRONT (D)LUFTSPERRE,VORNE							(F)BARRAGE AIR-AVANT (S)PRESA DE AIRE-FRENTE					
	96122364	4		S	S	S	S		1					
	[03]	(E)SCREW (D)SCHRAUBE							(F)VIS (S)TORNILLO					
	11503892	4		S	S	S	S		5			4.2x20		
	[04]	(E)NUT (D)DRUCK-MUTTER							(F)ECROU-POUSOIR (S)TUERCA-EMPUJE					
	96080862	4		S	S	S	S		3					
	[05]	(E)UNT-SPECIAL (D)MUTTER,SPEZIAL							(F)ECROU-SPECIAL (S)TUERCA-ESPECIAL					
	08948104	4		S	S	S	S		2					
	[07]	(E)GROMMET-INSULATING (D)ÖSE,ISOLIERUNG							(F)VIROLE-ISOLANTE (S)AISLANTE-AISLAMIENTO					
	90245007	4		O	O	O	O	&AC&REF	2					
	[08]	(E)NUT-EXPANSION (D)MUTTER							(F)ECROU-EXPANSION (S)TUERCA-EXPANSION					
	90245100	4		O	O	O	O	&AC&REF	2					
	[09]	(E)BUMPER-CONDENSER (D)STÖßSTANGE,KONDENSATOR							(F)PARE-CHOC-CONDENSATEUR (S)TOPE-CONDENSADOR					
	90244956	4		O	O	O	O	&AC&REF	2					
	[11]	(E)NUT (D)MUTTER							(F)ECROU (S)TUERCA					
	11063471	4		O	O	O	O	&AC&REF	2			M6x18		
	[12]	(E)ACCUMULATOR A (D)SAMMLER							(F)ACCUMULATEUR (S)ACUMULADOR					
	01132607	4		O	O	O	O	&AC&REF	1					
	[13]	(E)BRACKET-ACCUMULATOR (D)TRÄGER							(F)SUPPORT (S)SOPORTE					
	96163441	4		O	O	O	O	&AC&REF	1					
BDY(BODY)			T/A(TRANSAXLE)							LEVEL(TRIM LEVEL)				
4 : 4 DOOR			M : MANUAL T/A A : AUTOMATIC T/A							I : GL II : GLX III : CD18 IV : CD20				



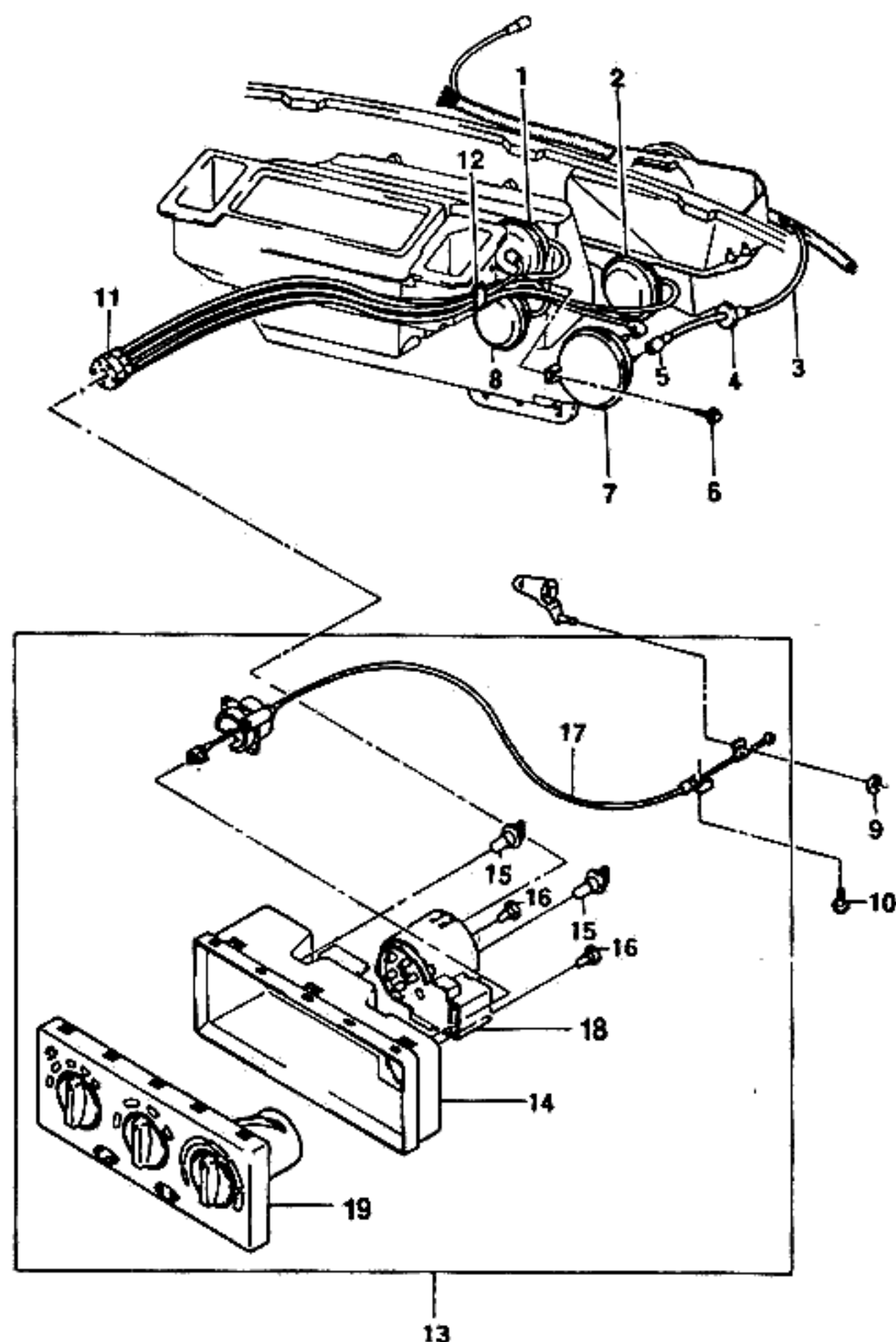
KEY NO.		PART NAME												
I T C	PART NO.	M O D E L				OPTION	L / R	Q T Y	EFFECTIVE DATE		REMARKS	P / C O D E		
		B D Y	T / A	LEVEL					FROM	TO				
				I	II								III	IV
	[14]	(E)SCREW-ACCUMULATOR (D)SCHRAUBE						(F)VIS-SUPPORT ACCUMULATEUR (S)TORNILLO						
	96133618	4			O	O	O	O	&AC&REF			2		
	[15]	(E)SCREW (D)SCHRAUBE										(F)VIS (S)TORNILLO		
	11072641	4			O	O	O	O	&AC&REF			2	6.3x16Z2	
	[18]	(E)HOSE A-REFRIGERANT (D)SCHLAUCH,KÜHLMITTEL										(F)TUYAU-REFRIGERANT (S)MANGUERA-REFRIGERANTE		
	96208273	4			O	O	-	-	&AC&REF			1	YP	
	96168988	4			-	-	O	O	&AC&REF			1	YJ	
	[19]	(E)SCREW (D)SCHRAUBE										(F)VIS (S)TORNILLO		
	11040075	4			O	O	O	O	&AC&REF			1	M10x32	
	[23]	(E)PIPE-CONDENSER,LIQUID (D)ROHR,KONDENSATOR										(F)TUYAU-LIQUIDE CONDENSEUR (S)TUBERIA-CONDENSADOR		
	96167931	4			O	O	-	-	&AC&REF			1	XE	
	96168798	4			-	-	O	O	&AC&REF			1	YM	
	[24]	(E)PIPE-EVAPORATOR,LIQUID (D)ROHR,VERDAMPFER										(F)TUYAU-LIQUIDE EVAPORATEUR (S)TUBERIA-EVAPORADOR		
	96167932	4			O	O	-	-	&AC&REF			1	XD	
	96167941	4			-	-	O	O	&AC&REF			1	YE	
	[25]	(E)PIPE-SUTION (D)ROHR,SAUG										(F)TUYAU-ASPIRATION (S)TUBERIA-SUCCION		
	96167933	4	M		O	O	O	O	&AC&REF			1	YD	
	[26]	(E)HOSE-REFRIGERANT SUCTION (D)SCHLAUCH,KÜHLMITTEL										(F)TUYAU (S)MANGUERA		
	96167935	4	M		O	O	O	O	&AC&REF			1		
	96167936	4	A		O	O	O	O	&AC&REF			1	YL	
	[27]	(E)SWITCH-COMPRESSOR CUT (D)SCHALTER										(F)COMMUTATEUR (S)INTERRUPTOR		
	96177469	4			O	O	O	O	&AC&REF			1		
	[28]	(E)O RING (D)O RING										(F)JOINT TORIQUE (S)ANILLO EN O		
	96176436	4			O	O	O	O	&AC&REF			1	6.4x1.9	
BDY(BODY)			T/A(TRANSAXLE)						LEVEL(TRIM LEVEL)					
4 : 4 DOOR			M : MANUAL T/A A : AUTOMATIC T/A						I : GL II : GLX III : CD18 IV : CD20					



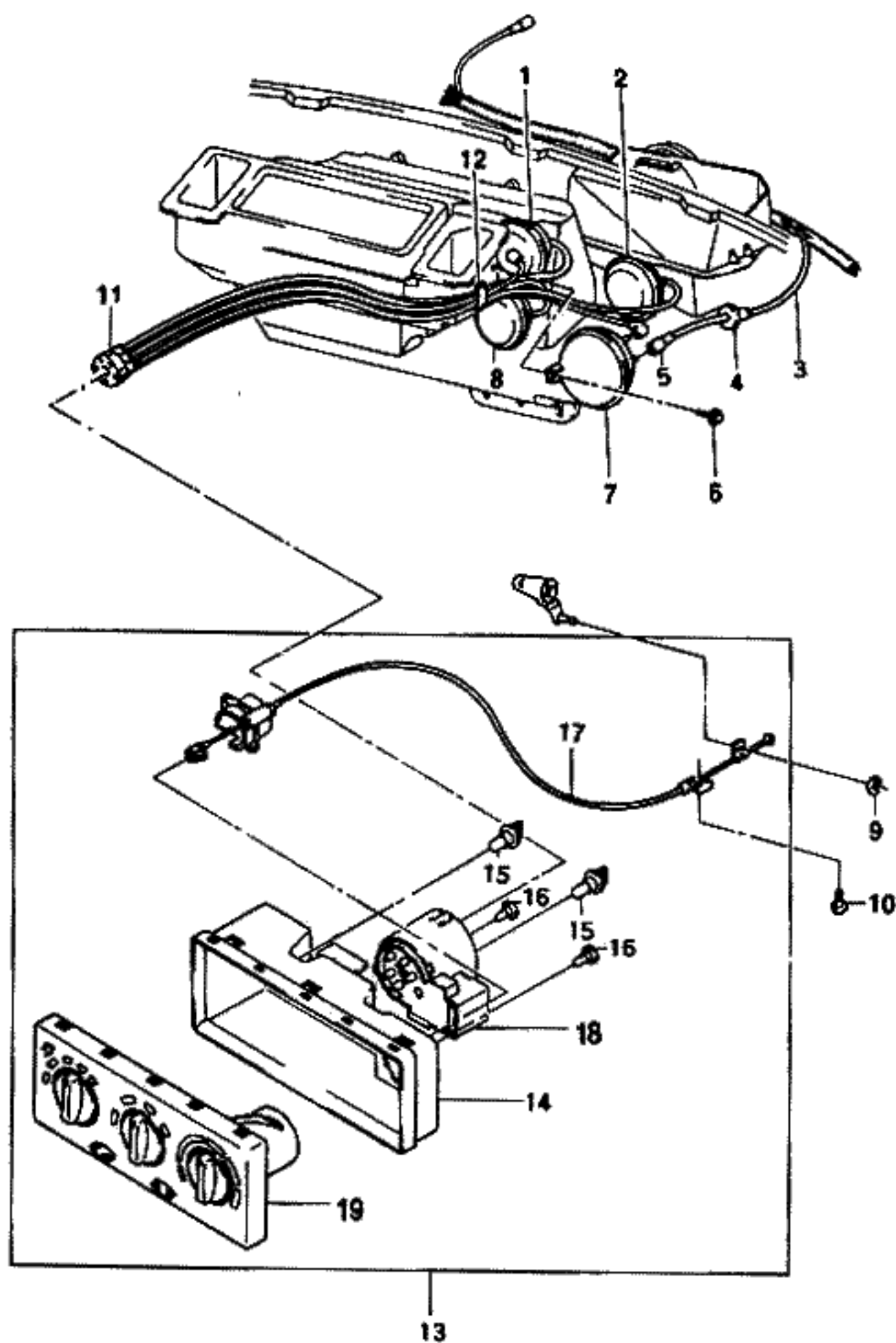
KEY NO.		PART NAME												
I T C	PART NO.	M O D E L						OPTION	L / R	Q T Y	EFFECTIVE DATE		REMARKS	P / C O D E
		B D Y	T / A	LEVEL							FROM	TO		
				I	II	III	IV							
	[29]	(E)SCREW (D)SCHRAUBE								(F)VIS (S)TORNILLO				
	11072642	4		O	O	O	O	&AC&REF		1			6.3x16	
	[30]	(E)ORIFICE (D)ÖFFNUNG								(F)ORIFICE (S)ORIFICIO				
	1845404	4		O	O	O	O	&AC&REF		1				
	[31]	(E)O RING (D)O RING								(F)JOINT TORIQUE (S)ANILLO EN O				
	96176435	4		O	O	O	O	&AC&REF		1			7.65x1.78	
	[32]	(E)O RING (D)O RING								(F)JOINT TORIQUE (S)ANILLO EN O				
	96175630	4		O	O	O	O	&AC&REF		2			10.82X1.78	
	[33]	(E)O RING (D)O RING								(F)JOINT TORIQUE (S)ANILLO EN O				
	96176434	4		O	O	O	O	&AC&REF		2			17.17X1.78	
	[34]	(E)CLAMP-HOSE (D)KLAMMER								(F)PINCE (S)ABRAZADERA				
	11078221	4		O	O	O	O	&AC&REF		1	951210			
Y	11091411	4		-	O	O	O	&AC&REF		1	951211			
	[35]	(E)HOSE-WATER DRAIN (D)SCHLAUCH,WASSER ABLAUF								(F)TUYAU-ECOULEMENT EAU (S)MANGUERA-DRENAJE DE AGUA				
	90239786	4		O	O	O	O	&AC&REF		1				
	[36]	(E)WASHER-SEALING (D)DICHTUNGSRING								(F)RONDELLE-ETANCHEITE (S)ARANDELA-SELLANTE				
	52455752	4		O	O	O	O	&AC		2				
	[37]	(E)BAFFLE SPONGE-CONDENSER (D)DÄMPFER								(F)DEFLECTEUR (S)DEFLECTOR				
	96125216	4		S	S	S	S	&AC		2				
	[38]	(E)SEAL-BOTTOM CONDENSER (D)DICHTUNG								(F)JOINT (S)SELLO				
	96125442	4		S	S	S	S	&AC		1				
BDY(BODY)		T/A(TRANSAXLE)								LEVEL(TRIM LEVEL)				
4 : 4 DOOR		M : MANUAL T/A A : AUTOMATIC T/A								I : GL II : GLX III : CD18 IV : CD20				



KEY NO.		PART NAME												
I T C	PART NO.	MODEL						OPTION	L / R	Q T Y	EFFECTIVE DATE		REMARKS	P / C O D E
		B D Y	T / A	LEVEL							FROM	TO		
				I	II	III	IV							
	[01] 01996778	(E)ACTUATOR-VACUUM (D)BETÄTIGUNG, VAKUUM 4		S	S	S	S			(F)ACTIONNEUR-DEPRESSION (S)ACTUADOR-VACIO 1		MODE		
	[02] 03056485	(E)ACTUATOR-VACUUM (D)BETÄTIGUNG, VAKUUM 4		S	S	S	S			(F)ACTIONNEUR-DEPRESSION (S)ACTUADOR-VACIO 1		AIR IN		
	[03] 96124096-A 96116018	(E)PIPE-VACUUM (D)ROHR, VAKUUM 4 4		S	S	-	- - - S S			(F)TUYAU-DEPRESSION (S)TUBERIA-VACIO 1 1				
	[04] 90124885	(E)GROMMET-PIPE VACUUM (D)ÖSE, ROHR VAKUUM 4		S	S	S	S			(F)VIROLE-TUYAU A DEPRESSION (S)AISLANTE-BOMBA DE VACIO 1				
	[05] 90156412 90144092	(E)HOSE-VACUUM TANK & PIPE (D)SCHLAUCH, VAKUUM 4 4		S	S	-	- - - S S			(F)TUYAU (S)MANGUERA-VACIO 1 1				
	[06] 11069291	(E)SCREW (D)SCHRAUBE 4		S	S	S	S			(F)VIS (S)TORNILLO 1		4.8		
	[07] 96166714	(E)TANK-VACUUM (D)TANK, VAKUUM 4		S	S	S	S			(F)RESERVOIR-DEPRESSION (S)TANQUE-VACIO 1				
	[08] 01996813	(E)ACTUATOR-DEFROSTER (D)BETÄTIGUNG, VAKUUM 4		S	S	S	S			(F)ACTIONNEUR-DEPRESSION (S)ACTUADOR-VACIO 1				
	[09] 08941997	(E)CLIP-SPRING (D)KLEMME, FEDERUNG 4		O	O	O	O &AC			(F)ATTACHE-RESSORT (S)GRAPA-RESORTE 1				
	[10] 90185409	(E)SCREW-MODE CABLE FIX (D)SCHRAUBE 4		O	O	O	O &AC			(F)VIS (S)TORNILLO 1				
	[11]	(E)HOSE A-VACUUM (D)SCHLAUCH, VAKUUM								(F)TUYAU-DEPRESSION (S)MANGUERA-VACIO				
BDY(BODY)		T/A(TRANSAXLE)								LEVEL(TRIM LEVEL)				
4 : 4 DOOR		M : MANUAL T/A A : AUTOMATIC T/A								I : GL II : GLX III : CD18 IV : CD20				



KEY NO.		PART NAME												P / CODE
I T C	PART NO.	M O D E L				OPTION	L / R	Q T Y	EFFECTIVE DATE		REMARKS			
		B D Y	T / A	LEVEL					FROM	TO				
				I	II							III	IV	
	96191036 [12]	4		S	S	S	S			1		(F)PINCE-RESSORT (S)ABRAZADERA-RESORTE		
	90104279 [13]	4		S	S	S	S			1		(F)COMMUTATEUR-CONTROLE (S)INTERRUPTOR		
	96208414	4		S	S	S	S	S	-AC	1	950703		EE	
Y	96222513	4		S	S	S	S	S	-AC	1	950704		EE	
	96189153	4		O	O	O	O	O	&AC	1	950703		EA	
Y	96222512	4		O	O	O	O	O	&AC	1	950704		EA	
	[14]			(E)COVER-REAR (D)DECKLE								(F)COUVERTURE (S)CUBIERTA		
	752547	4		O	O	O	O	O	&AC	1	950703			
N	159014A	4		O	O	O	O	O	&AC	1	950704			
	[15]			(E)SOCKET&BULB (D)FASSUNG,BIRNE								(F)CULOT (S)ENCHUFE-BOMBILLA		
	152617	4		O	O	O	O	O	&AC	2	950703			
N	759146	4		O	O	O	O	O	&AC	2	950704			
	[16]			(E)SOCKET&BULB (D)FASSUNG,BIRNE								(F)CULOT (S)ENCHUFE-BOMBILLA		
	159022	4		O	O	O	O	O	&AC	2	950703			
	[17]			(E)CABLE A (D)KABEL								(F)CABLE (S)CABLE		
	759006	4		O	O	O	O	O	&AC	1	950703			
N	759061	4		O	O	O	O	O	&AC	1	950704			
	[18]			(E)ACTUATOR-VACUUM (D)BETÄTIGUNG,VAKUUM								(F)ACTIONNEUR-DEPRESSION (S)ACTUADOR-VACIO		
	759005	4		O	O	O	O	O	&AC	1				
	[19]			(E)COVER-FRONT (D)DECKLE								(F)COUVERTURE (S)CUBIERTA		
	759029	4		O	O	O	O	O	-AC	1	950703			
N	759074	4		O	O	O	O	O	-AC	1	950704			
	759001	4		O	O	O	O	O	&AC	1	950703			
BDY(BODY)		T/A(TRANSAXLE)							LEVEL(TRIM LEVEL)					
4 : 4 DOOR		M : MANUAL T/A A : AUTOMATIC T/A							I : GL II : GLX III : CD18 IV : CD20					



KEY NO.		PART NAME												
I T C	PART NO.	M O D E L				OPTION	L / R	Q T Y	EFFECTIVE DATE		REMARKS	P / C O D E		
		B D Y	T / A	LEVEL					FROM	TO				
				I	II								III	IV
	N759021A	4		O	O	O	O	&AC		1	950704			
BDY(BODY)		T/A(TRANSAXLE)						LEVEL(TRIM LEVEL)						
4 : 4 DOOR		M : MANUAL T/A A : AUTOMATIC T/A						I : GL II : GLX III : CD18 IV : CD20						

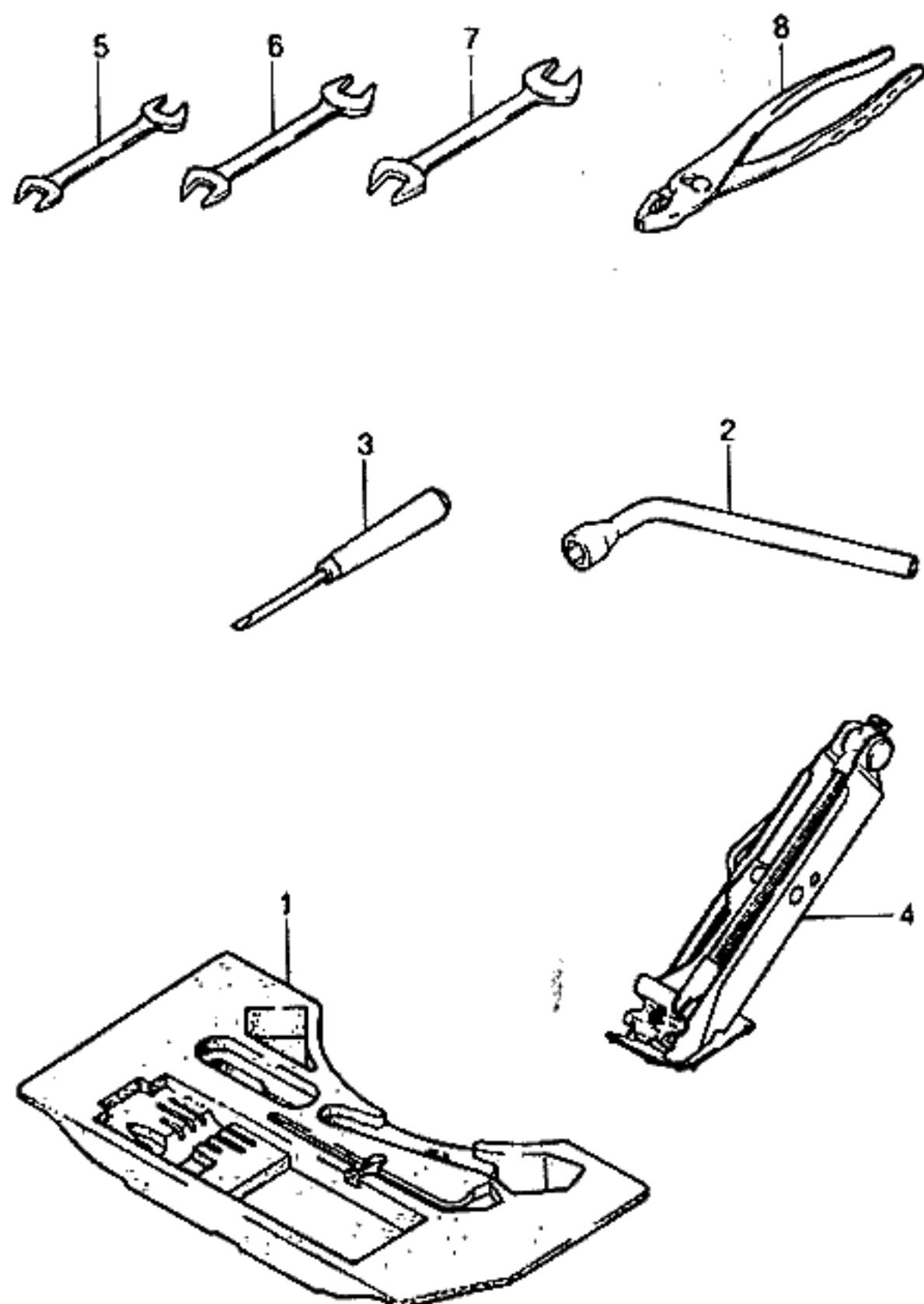
9**O.V.M. & ACCESSORY**

9110 TOOL

9120 LUBRICANT & PAINT

9210 REAR SPOILER

9250 SUN ROOF(ELECTRIC)

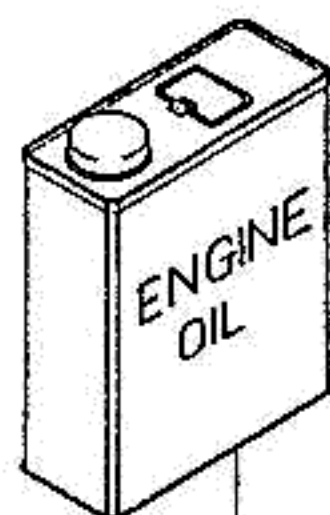


KEY NO.		PART NAME												
I T C	PART NO.	M O D E L				OPTION	L / R	Q T Y	EFFECTIVE DATE		REMARKS	P / C O D E		
		B D Y	T / A	LEVEL					FROM	TO				
				I	II								III	IV
	[01]	(E)BOX-TOOL KIT DEPOSIT (D)WERKZEUGKASTEN						(F)TROUSSE A OUTILS (S)CAJA-DEPOSITO						
	96161986	4		S	S	S	S	1						
	[02]	(E)WRENTCH-WHEEL NUT (D)SCHRAUBENSCHLÜßEL,RAD						(F)CLE-ECROU DE ROUE (S)LLAVE-TUERCA DE LLANTA						
	96178751	4		S	S	S	S	1						
	[03]	(E)DRIVER-SCREW (D)SCHRAUBENZIEHER						(F)CONDUCTEUR (S)IMPULSADOR-TORNILLO						
	06651539	4		S	S	S	S	1	950207					
Y	96214814	4		S	S	S	S	1	950208					
	[04]	(E)JACK A (D)STECKER						(F)CRIC (S)GATO						
	90278524	4		S	S	S	S	1						
	96211237	4		A	A	A	A	1			PART NO. CR			
	96179419	4		A	A	A	A	1						
	[05]	(E)SPANNER (D)SCHRAUBENSCHLÜßEL						(F)CLEF (S)LLAVE FUA						
	94798341	4		S	S	S	S	1			8X10			
	[06]	(E)SPANNER (D)SCHRAUBENSCHLÜßEL						(F)CLEF (S)LLAVE FUA						
	94817288	4		S	S	S	S	1			13X15			
	[07]	(E)SPANNER (D)SCHRAUBENSCHLÜßEL						(F)CLEF (S)LLAVE FUA						
	94817289	4		S	S	S	S	1			14X17			
	[08]	(E)PLIER (D)ZANGE						(F)PINCE (S)ALICATE						
	94798995	4		S	S	S	S	1			150mm			
BDY(BODY)		T/A(TRANSAXLE)							LEVEL(TRIM LEVEL)					
4 : 4 DOOR		M : MANUAL T/A A : AUTOMATIC T/A							I : GL II : GLX III : CD18 IV : CD20					

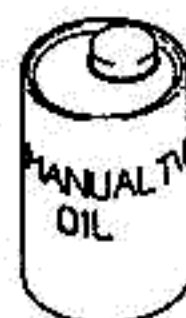


KEY NO.		PART NAME										
I T C	PART NO.	M O D E L				O P T I O N	L / R	Q T Y	EFFECTIVE DATE		R E M A R K S	P / C O D E
		B D Y	T / A	L E V E L					F R O M	T O		
				I	II							
	[01]	(E)OIL-ENGINE (D)ÖL,MOTOR						(F)HUILE-MOTEUR (S)ACEITE-MOTOR				
	09985687F	4		S	S	-	-	-XCA	1			4L(5W30,SG/CD)
	B0401013E	4		-	-	S	S	-XCA	1			4L(15W30,SF/CC)
	09985687F	4		A	A	A	A	&XCA	1			4L(5W30,SG/CD)
	[02]	(E)OIL-MANUAL TRANSAXLE (D)ÖL,MANUELLE							(F)HUILE-TRANS MANUELLE (S)ACEITE-EJE TRANSVERSAL			
	B0400075	4	M	S	S	S	S		1			
	09985648	4	M	A	A	A	A	&XCA	1			
	[03]	(E)OIL-AUTOMATIC TRANSAXLE (D)ÖL,GANGSCHALTUNG							(F)HUILE-TRANS AUTOMATIQUE (S)ACEITE-EJE TRANSVERSAL			
	96117269	4	A	O	O	O	O		1			
	[04]	(E)OIL-POWER STEERING (D)ÖL,KRAFTLENKUNG							(F)HUILE-DIRECTION ASSISTEE (S)ACEITE-SERVODIRECCION			
	B0401004	4		-	O	O	O	&N40	1			
	[05]	(E)OIL-BRAKE (D)FLÜSSIGKEIT,BREMSE							(F)LIQUIDE-FREIN (S)FLUIDO-FRENOS			
	05KGM4653M	4		S	S	S	S		1			0.5L
	1KGM4653M	4		S	S	S	S		1			1.0L
	[06]	(E)FLUID-WINDOW CLEANER (D)FLÜSSIGKEIT							(F)LIQUIDE-LAVE-GLACE (S)FLUIDO-LIMPIA PARABRISAS			
	SH110	4		S	S	S	S		1			
	[07]	(E)GREASE (D)SCHMIERMITTEL							(F)GRAISSE (S)GRASA			
	B0400625A	4		S	S	S	S		1			0.5Kg
	[08]	(E)GREASE (D)SCHMIERMITTEL							(F)GRAISSE (S)GRASA			
	B0400625B	4		S	S	S	S		1			3.0Kg
	[09]	(E)ANTIFREEZE (D)GEFRIERSCHUTZMITTEL							(F)ANTIGEL (S)ANTICONGELANTE			
	2KGM1899M	4		S	S	S	S		1			2L(CAN)
	4KGM1899M	4		S	S	S	S		1			4L(CAN)
	B0400068D	4		S	S	S	S		1			200L

BDY(BODY)	T/A(TRANSAXLE)	LEVEL(TRIM LEVEL)
4 : 4 DOOR	M : MANUAL T/A A : AUTOMATIC T/A	I : GL II : GLX III : CD18 IV : CD20



1



2



3



4



10



5



6



7



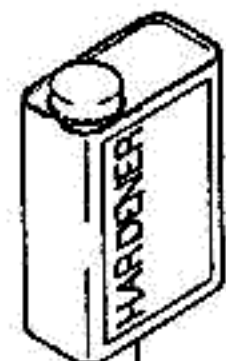
8



9



11




12



13

KEY NO.		PART NAME												
I T C	PART NO.	MODEL						OPTION	L / R	Q T Y	EFFECTIVE DATE		REMARKS	P / C O D E
		B D Y	T / A	LEVEL							FROM	TO		
				I	II	III	IV							
	[10]	(E)TOUCH UP-PAINT (D)LACK,NACHLACKIEREN									(F)PEINTURE-RETOUCHES (S)PINTURA-RETOQUE			
	A/L-10L-0.5L	4		S	S	S	S	&10L		1			CASABLANCA	
	A/L-22L-0.5L	4		O	O	O	O	&22L		1			MARINE BLUE	
	A/L-41L-0.5L	4		O	O	O	O	&41L		1			NEO GREEN	
	A/L-48L-0.5L	4		O	O	O	O	&48L		1			CNT GREEN	
	A/L-52U-0.5L	4		O	O	O	O	&52U		1			H/W YELLOW	
	A/L-53L-0.5L	4		O	O	O	O	&53L		1			JMC YELLOW	
	A/L-64L-0.5L	4		O	O	O	O	&64L		1			GOLDEN BEIGE	
	A/L-72U-0.5L	4		O	O	O	O	&72U		1			ORANGE RED	
	A/L-73L-0.5L	4		O	O	O	O	&73L		1			SUPER RED	
	A/L-74L-0.5L	4		O	O	O	O	&74L		1			DARK RED	
	A/L-77L-0.5L	4		O	O	O	O	&77L		1			RUBY RED MICA	
	A/L-85L-0.5L	4		O	O	O	O	&85L		1			PHANTOM GREY	
	A/L-91L-0.5L	4		O	O	O	O	&91L		1			SILVER STONE	
	A/L-92L-0.5L	4		O	O	O	O	&92L		1			BEIGE	
	[11]	(E)PAINT (D)LACK									(F)PEINTURE (S)PINTURA			
	U/T-10L-4L	4		S	S	S	S	&10L		1			CASABLANCA	
	B/C-22L-4L	4		O	O	O	O	&22L		1			MARINE BLUE	
	B/C-41L-4L	4		O	O	O	O	&41L		1			NEO GREEN	
	B/C-48L-4L	4		O	O	O	O	&48L		1			CNT GREEN	
	B/C-52U-4L	4		O	O	O	O	&52U		1			H/W YELLOW	
	B/C-53L-4L	4		O	O	O	O	&53L		1			JMC YELLOW	
	B/C-64L-4L	4		O	O	O	O	&64L		1			GOLDEN BEIGE	
	B/C-72U-4L	4		O	O	O	O	&72U		1			ORANGE RED	
	B/C-73L-4L	4		O	O	O	O	&73L		1			SUPER RED	
	B/C-74L-4L	4		O	O	O	O	&74L		1			DARK RED	
	B/C-77L-4L	4		O	O	O	O	&77L		1			RUBY RED MICA	
	B/C-85L-4L	4		O	O	O	O	&85L		1			PHANTOM GREY	
	B/C-91L-4L	4		O	O	O	O	&91L		1			SILVER STONE	
	B/C-92L-4L	4		O	O	O	O	&92L		1			BEIGE	
BODY(BODY)		T/A(TRANSAXLE)						LEVEL(TRIM LEVEL)						
4 : 4 DOOR		M : MANUAL T/A A : AUTOMATIC T/A						I : GL II : GLX III : CD18 IV : CD20						



1



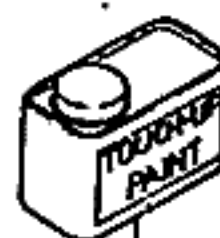
2



3



4



10



5



6



7



8



9



11

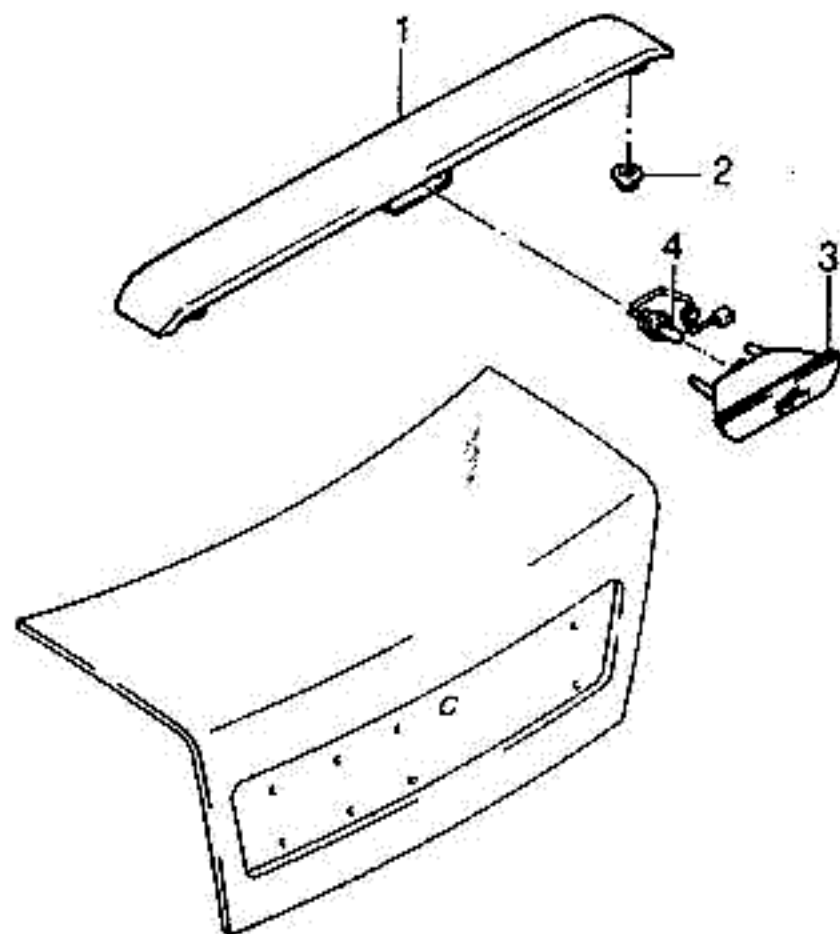
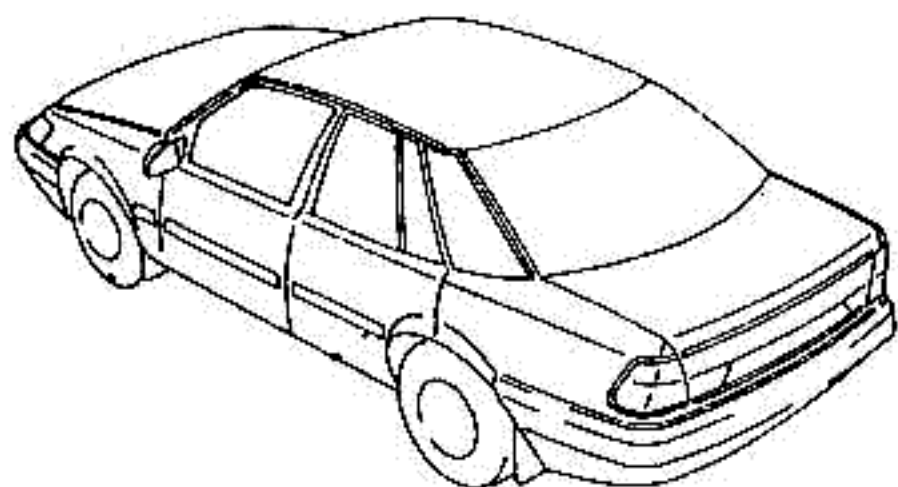


12

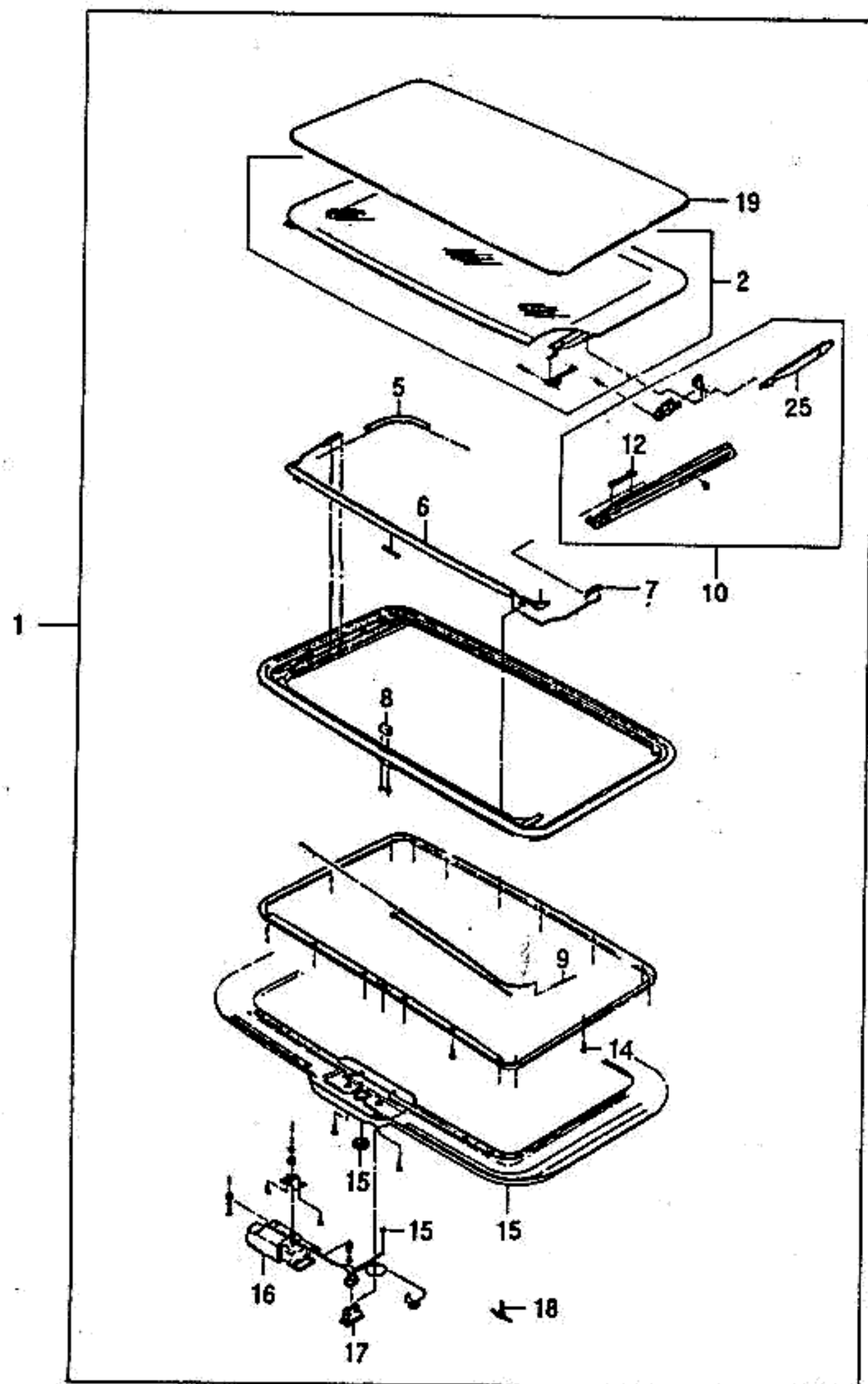


13

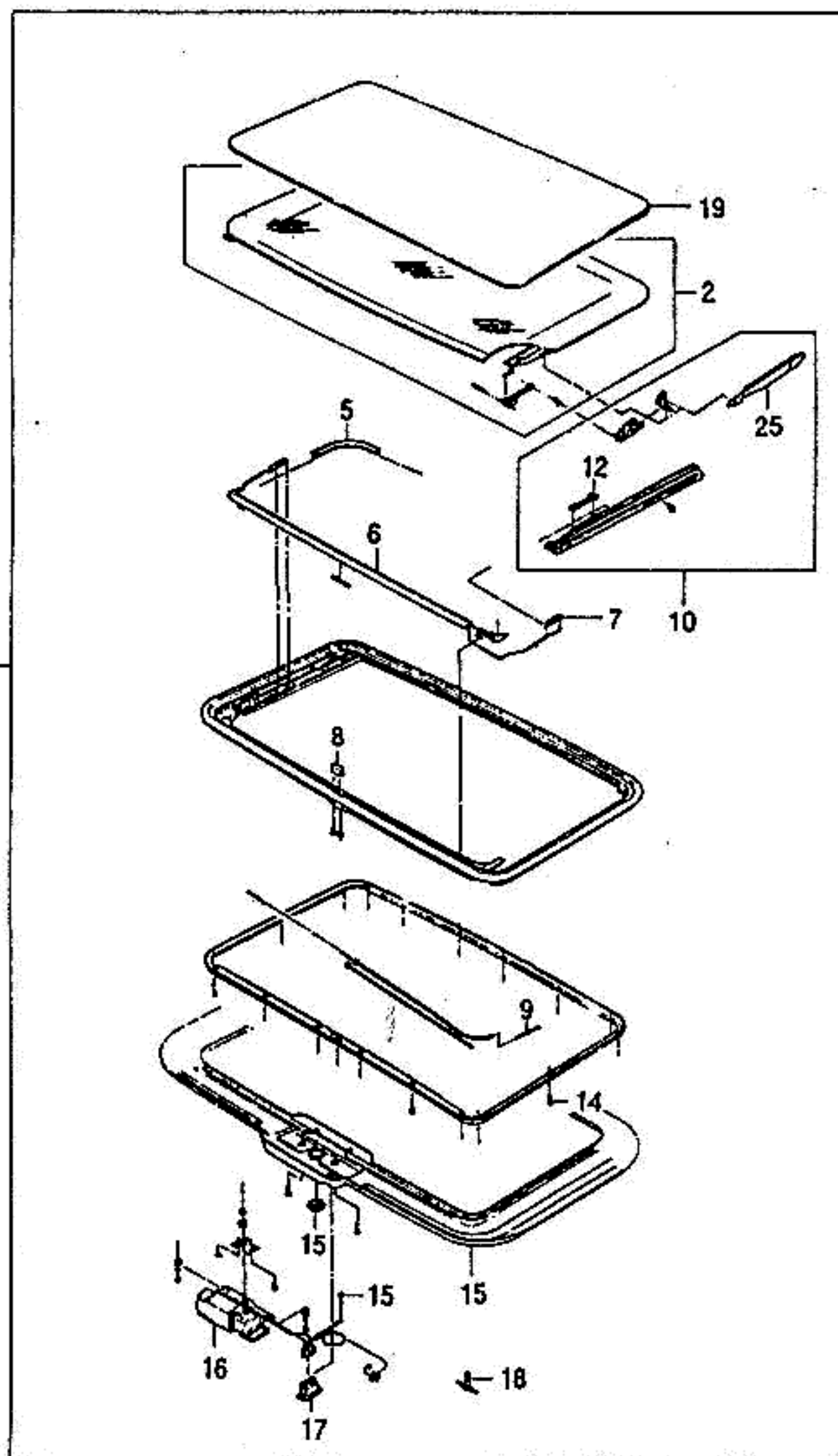
KEY NO.			PART NAME										
I T C	PART NO.	M O D E L				O P T I O N	L I Q T Y R	E F F E C T I V E D A T E		R E M A R K S	P / C O D E		
		B D Y	T / A	L E V E L				F R O M	T O				
				I	II							III	IV
	[12] RUH-1350	(E)HARDNER (D)FESTIGER 4		0	0	0	0			(F)DURCISSEUR (S)ENDURECEDOR 1	0.8Kg		
	[13] U/T-CLR-4L	(E)PAINT-CLEAR (D)KLARLACK 4		0	0	0	0			(F)TRANSPARENT-PEINTURE (S)PINTURA CLARA 1	4L		
BDY(BODY)		T/A(TRANSAXLE)						LEVEL(TRIM LEVEL)					
4 : 4 DOOR		M : MANUAL T/A A : AUTOMATIC T/A						I : GL II : GLX III : CD18 IV : CD20					



KEY NO.		PART NAME												
I T C	PART NO.	MODEL				OPTION	L / R	Q T Y	EFFECTIVE DATE		REMARKS	P / C O D E		
		B D Y	T / A	LEVEL					FROM	TO				
				I	II								III	IV
	[01]	(E)SPOILER A-REAR(NON-COLOR) (D)VERDERBER-HINTERE						1	(F)SPOILER-ARRIÈRE (S)SPOILER-TRASERO		NON-COLOR			
96155365		4		O	O	O	O		&T43					
	[02]	(E)NUT-CAP(W/WASHER) (D)MUTTER-DECKEL						5	(F)ECROU-CHAPEAU (S)TUERCA-TAPA		WWASHER			
96161613		4		O	O	O	O		&T43					
	[03]	(E)LAMP A-STOP (D)LAMPE,STOFFEN						1	(F)LAMPE-ARRÊT (S)LAMPARA-PARADA					
96155512		4		O	O	O	O		&T43					
	[04]	(E)BULB-STOP LAMP (D)BIRNE						1	(F)AMPOULE (S)BOMBILLA					
96155397		4		O	O	O	O		&T43					
BDY(BODY)		T/A(TRANSAXLE)						LEVEL(TRIM LEVEL)						
4 : 4 DOOR		M : MANUAL T/A A : AUTOMATIC T/A						I : GL II : GLX III : CD18 IV : CD20						



KEY NO.		PART NAME												
I T C	PART NO.	MODEL						OPTION	L / R	Q T Y	EFFECTIVE DATE		REMARKS	P / C O D E
		B D Y	T / A	LEVEL							FROM	TO		
				I	II	III	IV							
	[16]	(E)MOTOR SET (D)MOTOR-SATZ							(F)ENSEMBLE MOTEUR (S)JUEGO DE MOTOR					
	32020	4		O	O	O	O		1					
	[17]	(E)SWITCH (D)SCHALTER							(F)COMMUTATEUR (S)INTERRUPTOR					
	22730	4		O	O	O	O		1					
	[18]	(E)MANUAL OVERRIDE KEY (D)SCHLÜSSEL							(F)CLE (S)LLAVE					
	14310	4		O	O	O	O		1					
	[19]	(E)SUN ROOF COVERING (D)DECKEL							(F)COUVERTURE (S)CUBIERTA					
	96191337	4		O	O	O	O		1					
	[25]	(E)LOCK SLIDING SET (D)SCHLOSS-SATZ							(F)JEU VERROU (S)JUEGO DE CERRADURA					
	32210	4		O	O	O	O		1					
BDY(BODY)		T/A(TRANSAXLE)							LEVEL(TRIM LEVEL)					
4 : 4 DOOR		M : MANUAL T/A A : AUTOMATIC T/A							I : GL II : GLX III : CD18 IV : CD20					



KEY NO.		PART NAME												
I T C	PART NO.	MODEL						OPTION	L / R	Q T Y	EFFECTIVE DATE		REMARKS	P / C O D E
		B D Y	T / A	LEVEL							FROM	TO		
				I	II	III	IV							
	[01]	(E)SUN ROOF A (D)DACH,SONNEN							(F)TOIT-OUVRANT (S)TECHO-SOLAR					
	96191336	4		O	O	O	O		1				EXCEPT #19	
	[02]	(E)GLASS PANEL SET (D)VERKLEIDUNGS-SATZ, GLAS							(F)ENSEMBLE PANNEAU-GLACE (S)JUEGO DE PANEL-VIDRIO					
	32180	4		O	O	O	O		1				INCL #25	
	[05]	(E)SEAL SET-PROOF (D)DICHTUNGS-SATZ,PRÜF							(F)JEU DE JOINTS-EPREUVE (S)JUEGO DE SELLOS-PRUEBA					
	32030	4		O	O	O	O		1					
	[06]	(E)DEFLECTOR SET-WIND (D)WINDSCHUTZ-FLÜGEL							(F)ENSEMBLE DEFLECTEUR-VENT (S)JUEGO DE DEFLECTOR-VIENTO					
	32040	4		O	O	O	O		1					
	[07]	(E)BLOCK-MOUNTING (D)BLOCK-MONTAGE							(F)BLOC-MONTAGE (S)BLOQUE-MONTAJE					
	32050	4		O	O	O	O		1					
	[08]	(E)HOLDER-GLASS (D)BEHÄLTER,BECHER							(F)MONTURE-GLACE (S)RETENEDOR-VIDRIO					
	32060	4		O	O	O	O		1					
	[09]	(E)CABLE SET-ELECTRIC DRIVE (D)KABEL							(F)JEU CABLE (S)JUEGO DE CABLE					
	32140	4		O	O	O	O		1					
	[10]	(E)MECHANISM SET (D)MECHANISMUS-SATZ							(F)ENSEMBLE MECANISME (S)JUEGO DE MECANISMO					
	32080	4		O	O	O	O		1					
	32090	4		O	O	O	O		1				KEY NO. CR	
	[12]	(E)STOPPER (D)STÖPSEL							(F)ARRETOIR OU BOUCHON (S)TAPON					
	32100	4		O	O	O	O		1					
	[14]	(E)MOUNTING SET-RETAINER RING (D)MONTAGE SATZ							(F)ENSEMBLE MONTAGE (S)JUEGO DE MONTAJE-ANILLO					
	32170	4		O	O	O	O		1					
	[15]	(E)TRIM GREY (D)VERKLEIDUNGS-SATZ							(F)JEU DE GARNITURES (S)JUEGO DE ADORNO					
	32150	4		O	O	O	O		1					
BDY(BODY)			T/A(TRANSAXLE)						LEVEL(TRIM LEVEL)					
4 : 4 DOOR			M : MANUAL T/A A : AUTOMATIC T/A						I : GL II : GLX III : CD18 IV : CD20					

ESPERO PARTS CATALOG PUBLISHING RECORDS

P/CATALOG NO.	ISSUE DATE	REMARKS
ESP 9401-2	JAN. 1994	MY 94
ESP 9412-02E	DEC. 1994	MY 95
ESP 9506-03GR	JUN. 1995	MY 95, MY 96
ESP 9601-04GR	JAN. 1996	MY 95, MY 96, MY 96 1/2